

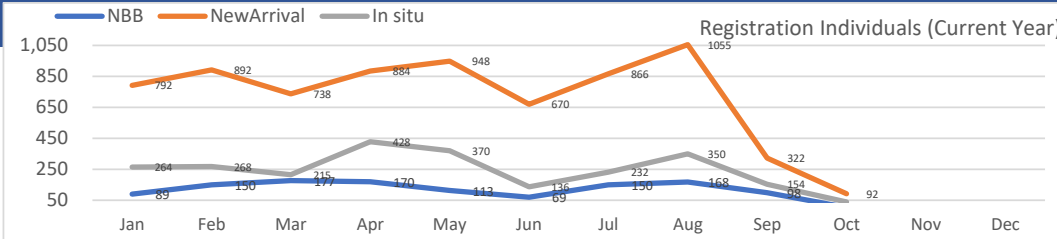


Total Population **106,136**
Households **22,112**

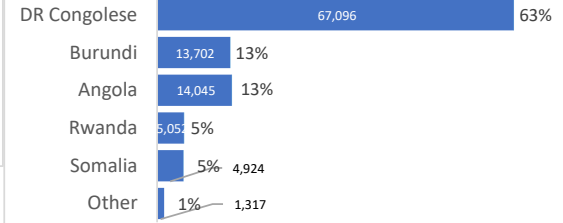
Zambia Country Statistical Report 31 October 2024

Year -2024

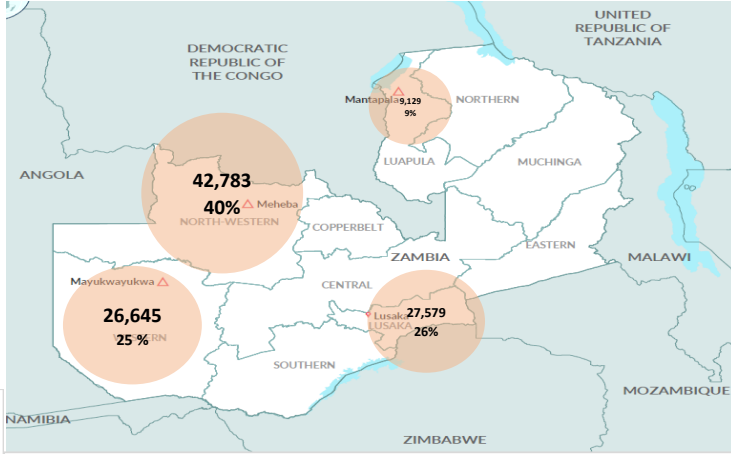
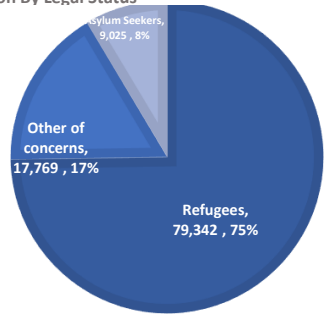
Total Births	1,188
New Arrivals	7,259
In situ	2,456
Total Reg. 2024	10,903



Population By Nationality

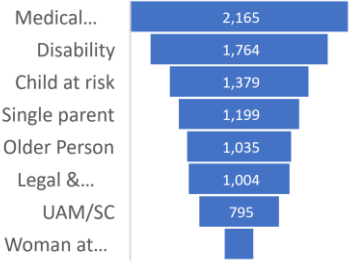


Population By Legal Status

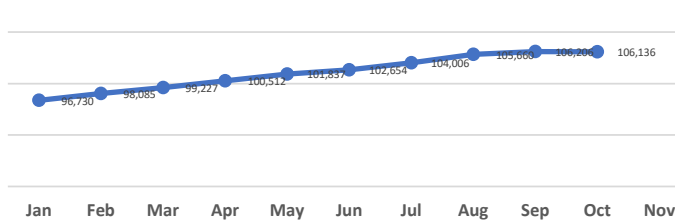


- Pop. in Settlements **74%**
- Pop. in Urban **26%**
- Women & Children **57%**
- Elderly **3%**

Specific Needs - Top 8



General population Trend



Location	Female					Male					Grant Total		
	00 - 04	05 - 11	12 - 17	18 - 59	60+	Total	00 - 04	05 - 11	12 - 17	18 - 59		60+	Total
Urban	937	1,674	1,426	5,468	255	9,760	1,023	1,626	1,890	12,885	395	17,819	27,579
Mantapala	811	1,048	779	1,821	131	4,590	815	1,085	728	1,798	113	4,539	9,129
Mayukwayukwa	1,435	2,350	1,627	5,814	333	11,559	1,522	2,350	1,709	8,951	554	15,086	26,645
Meheba	2,143	4,266	3,480	9,311	544	19,744	2,159	4,137	3,460	12,549	734	23,039	42,783
Grand Total	5,326	9,338	7,312	22,414	1,263	45,653	5,519	9,198	7,787	36,183	1,796	60,483	106,136
Percentages	12%	20%	16%	49%	3%	43%	9%	15%	13%	60%	3%	57%	

Locations	Nationalities	Refugees	Asylum Seekers	Former Refugees	Grand Total
Meheba Settlement	DR Congolese	26,186	425	0	26,611
	Burundi	4,183	54	0	4,237
	Angolan	0	0	6,582	6,582
	Somali	1,567	31	0	1,598
	Rwandan	436	7	3,202	3,645
	Others Nat.	109	1	0	110
Sub Total		32,481	518	9,784	42,783
Mayukwayukwa Settlement	DR Congolese	16,782	82	0	16,864
	Burundi	2,453	29	0	2,482
	Angolan	0	0	7,090	7,090
	Rwandan	56	0	137	193
	Others Nat.	8	0	0	8
	Somali	7	1	0	8
Sub Total		19,306	112	7,227	26,645
Urban	DR Congolese	10,523	3,970	0	14,493
	Burundi	4,266	3,060	0	7,326
	Somali	2,966	352	0	3,318
	Rwandan	478	8	728	1,214
	Angolan	0	0	30	30
	Others Nat.	898	300	0	1,198
Sub Total		19,131	7,690	758	27,579
Nchelenge Mantapala	DR Congolese	8,424	704	0	9,128
	Burundi	0	0	0	0
	Others Nat.	0	1	0	1
Sub Total		8,424	705	0	9,129
TOTAL		79,342	9,025	17,769	106,136

Total Refugees & Asylum seekers: 88,367
Total Angolan and Rwandan former refugees: 17,769
Self-Settled population has been removed from stats from 1 December 2022

Data source COR (proGres)