



Tanzania Refugee Population Update

as of 31 October 2024



Key Figures



231,944

People we Serve

115,701 (50%)
116,243 (50%)



82.3%
190,947
Living in camps



8.2%
19,100
Living in settlements



9.3%
21,507
Living in villages



0.2%
390
Living in urban area

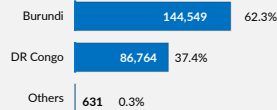


82%
190,876
Refugees

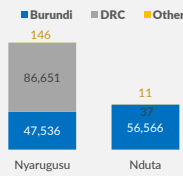


18%
41,068
Asylum-seekers

Country of origin



Camp-based population by country of origin

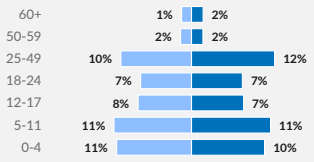


Age and Gender

0-17
58%
Children

60+
3%
Older People

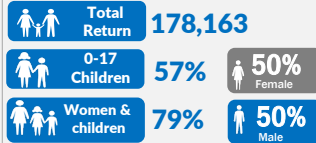
Male Female



**The age distribution % above represent only Nduta, Nyarugusu, and Dar es Salaam

Durable Solutions

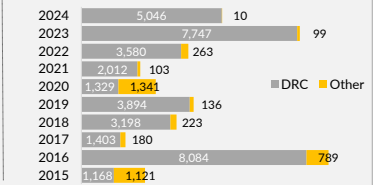
Voluntary return of Burundian refugees, 2017-24



Local integration

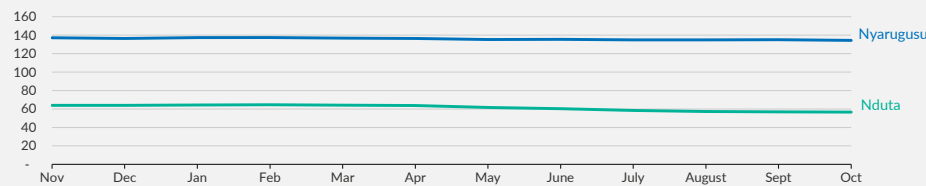
162,000 former Burundian refugees (1972) granted citizenship by the Government of Tanzania.

Resettlement departures by CoO, 2015 - 24

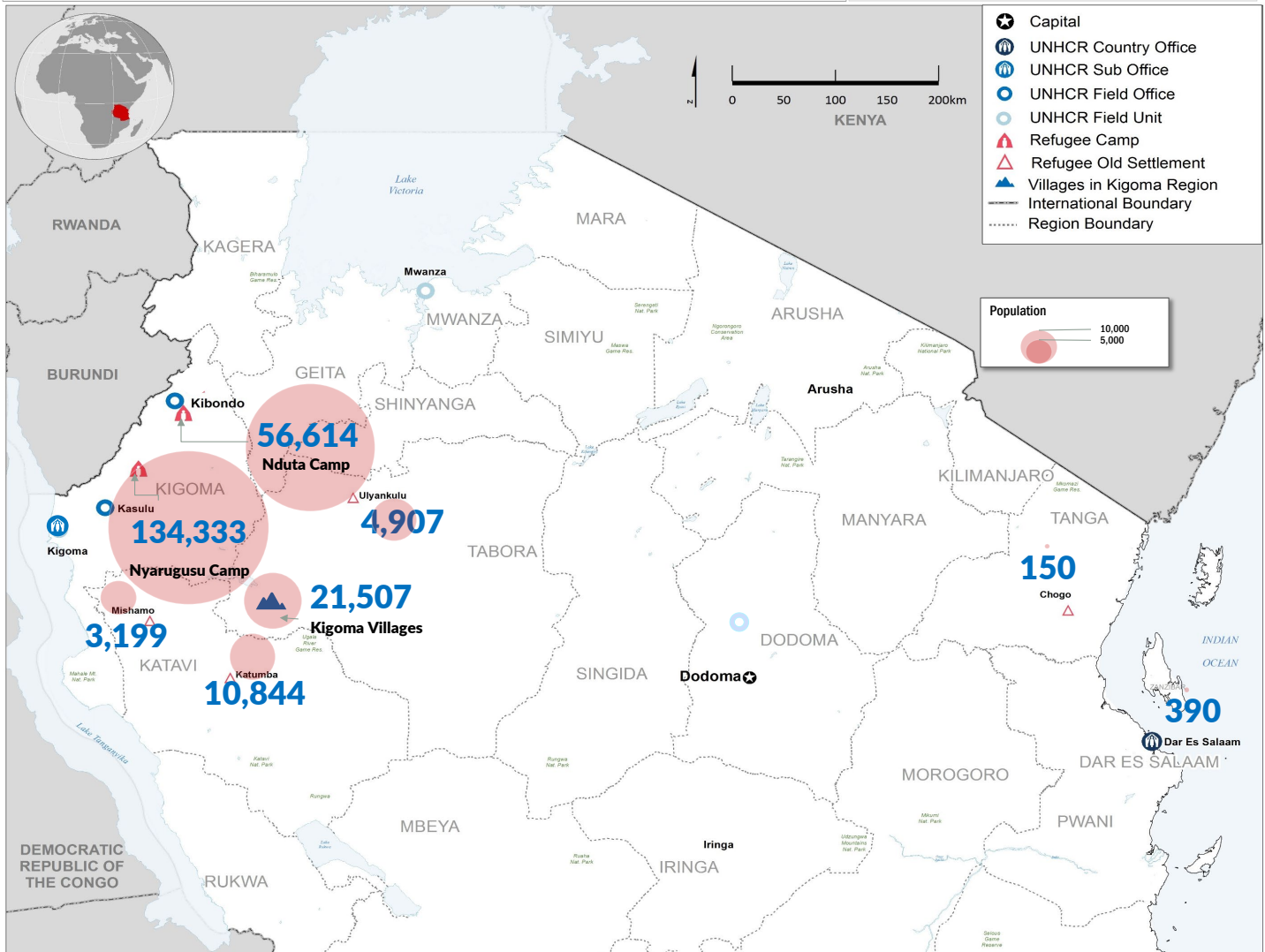
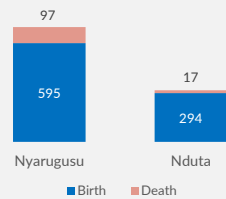


Camp population trend: November 2023 - October 2024

Number of people (thousands)



Births vs Deaths



- ★ Capital
- 🏠 UNHCR Country Office
- 🏢 UNHCR Sub Office
- 📍 UNHCR Field Office
- 📍 UNHCR Field Unit
- 🏕️ Refugee Camp
- 🏠 Refugee Old Settlement
- 🏘️ Villages in Kigoma Region
- 🌐 International Boundary
- ⋯ Region Boundary

