REGIONAL PROTECTION PROFILING & MONITORING

Protection Risks and Needs of Refugees from Ukraine

Data as of 18-Nov-2024

Key findings | Refugee profiles | Displacement patterns | Access to rights #1 | Access to rights #2 | Access to rights #3

Country	Interview Month	Arrival	Oblast	Household type
All	All	All	All	All

To strengthen and promote an evidence-based protection response, UNHCR and its partners in **Lithuania, Estonia, Latvia, Belarus, Poland, Moldova, Hungary, Bulgaria, Czech Republic, Romania and Slovakia** have been implementing a Protection Profiling and Monitoring exercise to regularly collect and analyze data about the profiles, protection risks and needs of refugees from Ukraine and monitor changes over time. In October 2023 a revised questionnaire was rolled out. This dashboard presents the main findings based on **19,458** interviews conducted between **Oct 2023 and Nov 2024**

19,458
# of respondents

48,561
# of household members

Sample by country

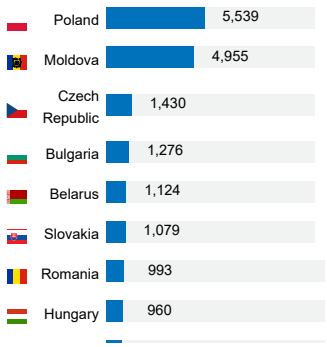

Methodology

Individual interviews are conducted in different locations, including transit centers, reception centers, and UNHCR office premises. Trained enumerators collect data digitally using the Kobo Toolbox, which is then safely stored in UNHCR's server.

While respondents are randomly selected to reduce bias, non-probability sampling is used. Results cannot necessarily be extrapolated to all refugees from Ukraine. The data for this dashboard has not been weighted.

KEY FINDINGS

Nationality

99%
of respondents were Ukrainian nationals

Gender

78%
of respondents were female

Age

46
average age of the respondent

Household size

2.5
average size of households

84% of respondents have been granted temporary protection

29% of households have at least one household member with a serious medical condition

17% of respondents have at least one household member whose documentation is missing or expired

72% of respondents have immediate family members who remained in Ukraine

66% of respondents with immediate family members in Ukraine have faced challenges reuniting in the host country

39% of respondents visited Ukraine at least once since their initial departure

7% of respondents who visited Ukraine faced difficulties upon their return to the host country

33% of respondents were unable to visit Ukraine, mainly due to security reasons

15% of respondents who are employed in the host country do not have an employment contract

89% of respondents have at least one urgent need

Acknowledgements

We are grateful for the extensive involvement and support of UNHCR's partners: Cordelia Foundation, Menedék Association, Human Rights League, Hungarian Baptist Aid, IFRC, INTERSOS, Law Center of Advocates (CDA), Mareena, People in Need, REACH, Romanian National Council for Refugees (CNRR), Refugee Counselling Service, Slovak Humanitarian Council and Charity Center for Refugees.

We are also grateful for the support of local authorities, civil society, international organizations and donors. Most importantly, UNHCR would like to acknowledge the resilience and strength of refugees from Ukraine, who continue to share with us their challenges, fears and hopes.

Country: All | Interview Month: All | Arrival: All | Oblast: All | Household type: All

HOUSEHOLD CHARACTERISTICS

Household members by age group and gender**

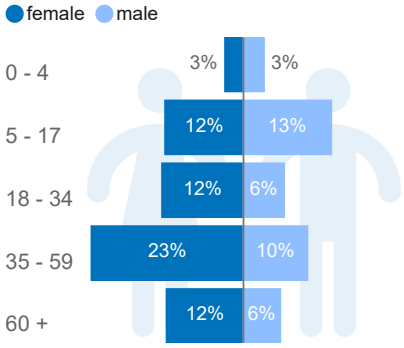

Note: including the respondent

Household type **

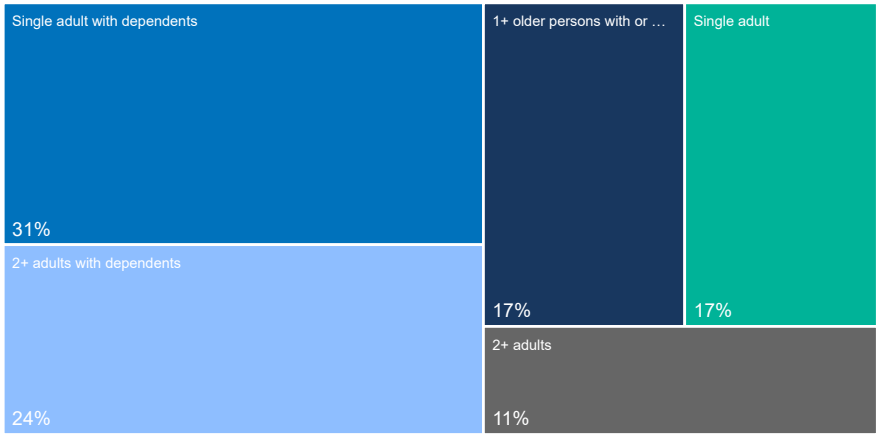

SPECIFIC NEEDS

5%
of households have children who are separated from both parents

29%
of households have at least one family member with a serious medical conditions

10%
of households have at least one family member with a disability

Types of difficulties**

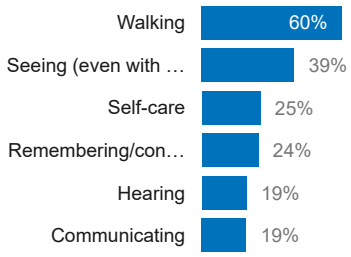

RESPONDENT PROFILE

Education level**

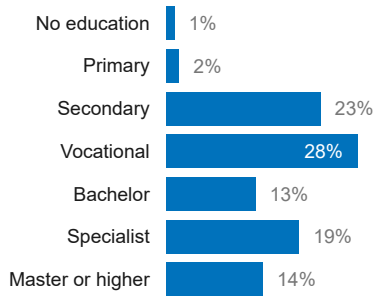

Main activity in Ukraine**

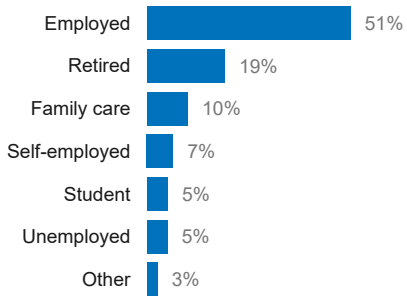

Top languages spoken*

Top Nationality*

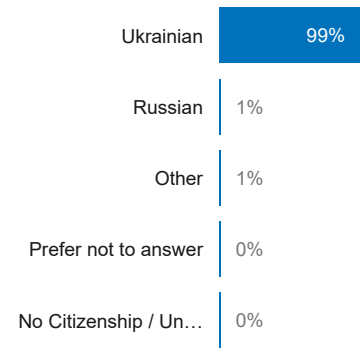

** Due to rounding some percent totals do not add up to 100%.
* Multiple responses were possible, so percentages can go over 100% when added.

Country: All | Interview Month: All | Arrival: All | Oblast: All | Household type: All

TOP OBLASTS OF ORIGIN**

DEPARTURE DATE FROM UKRAINE**

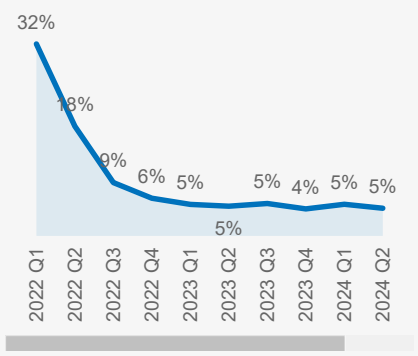

Note: Q1 includes Feb 24th - March 31st 2022

ARRIVAL DATE TO HOST COUNTRY**

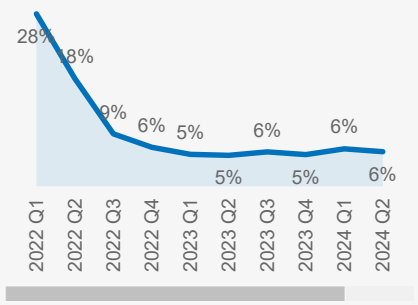

TEMPORARY VISITS TO UKRAINE

39% of respondents visited Ukraine at least once since their initial departure

76% of respondents who visited Ukraine travelled to their previous residence

Duration of stay in Ukraine during most recent visit**

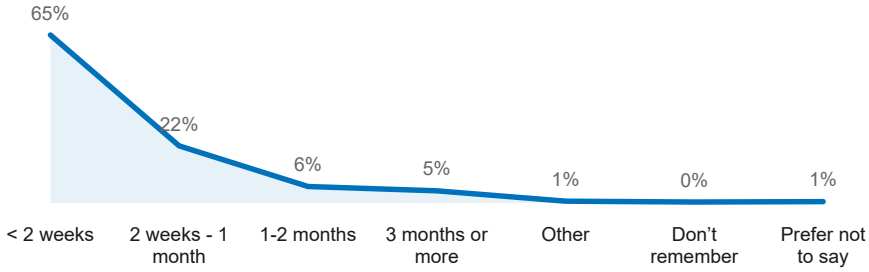

Main reasons for temporary visit*

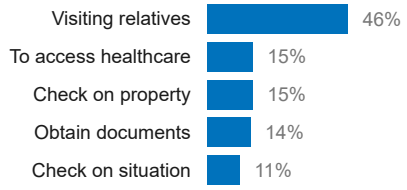

Note: out of those who indicated visiting Ukraine at least once

Types of documents respondents went to retrieve from Ukraine*

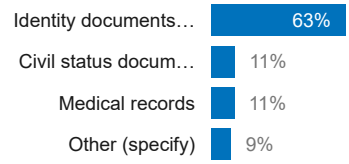

Note: out of those who went to Ukraine to retrieve documents

7% of respondents encountered difficulties upon their return to host country

33% of respondents were unable to visit Ukraine

Difficulties faced upon return to host country*

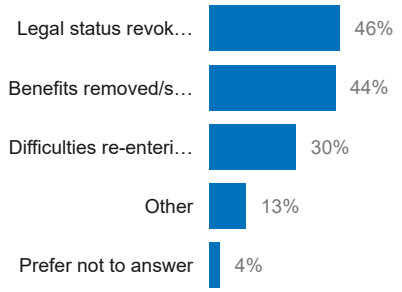

Main reasons for being unable to visit Ukraine*

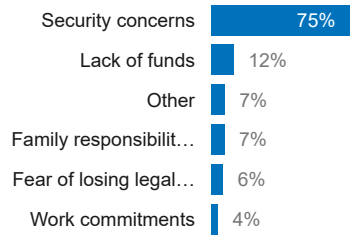

Note: out of those who indicated not being able to visit Ukraine

** Due to rounding some percent totals do not add up to 100%.
* Multiple responses were possible, so percentages can go over 100% when added.

Country: All | Interview Month: All | Arrival: All | Oblast: All | Household type: All

IDENTITY DOCUMENT

17%

of respondents have at least one household member missing documentation or whose documents have expired

Top missing documentation*

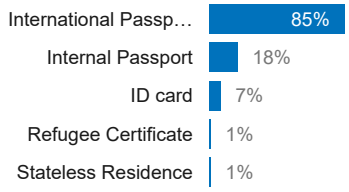

Challenges faced due to lack of documentation*

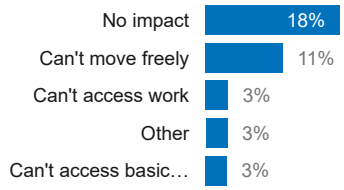

Ability to replace/renew documentation in the host country**

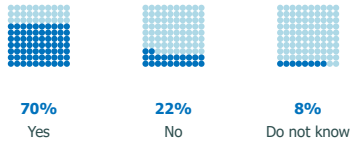

Reasons for inability to renew/replace documentation in the host country*

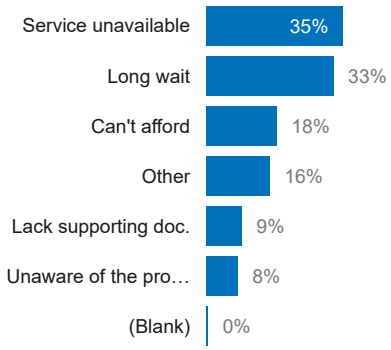

REGISTRATION OF VITAL EVENTS

9%

of respondents reported changes in family composition since their initial departure from Ukraine

Changes in family composition*

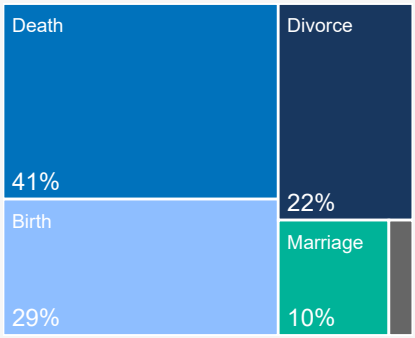

15%

of respondents faced challenges in registering vital events and obtaining corresponding documents in the host country

Note: Out of those who reported changes in their family composition

Challenges faced*

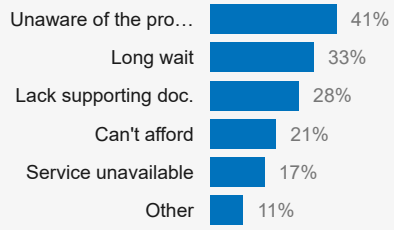

LEGAL STATUS IN THE HOST COUNTRY

Current legal status in the host country**

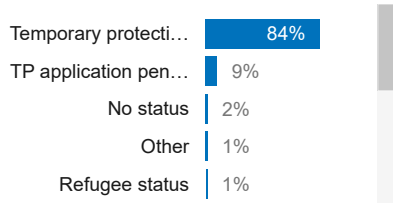

Note: This data does not include results from Belarus

Top reasons for not applying for temporary protection**

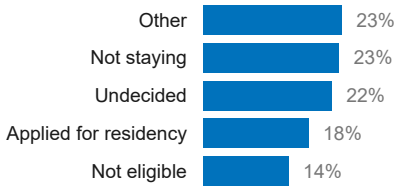

Timeline of application for temporary protection**

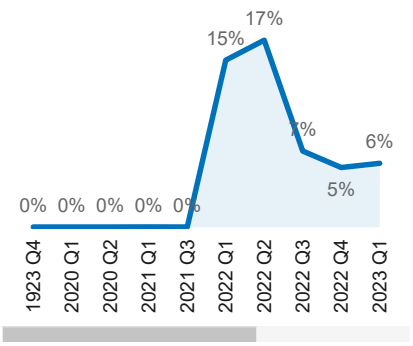

7%

of respondents faced difficulties during the temporary protection application/extension process

Difficulties faced*

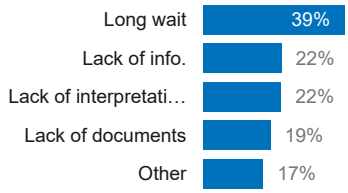

** Due to rounding some percent totals do not add up to 100%.
* Multiple responses were possible, so percentages can go over 100% when added.

Country: All | Interview Month: All | Arrival: All | Oblast: All | Household type: All

FAMILY REUNIFICATION

72%
of respondents have immediate family members who remained in Ukraine

66%
of respondents have faced difficulties reuniting with immediate family members who remained in Ukraine

Factors preventing reunification*

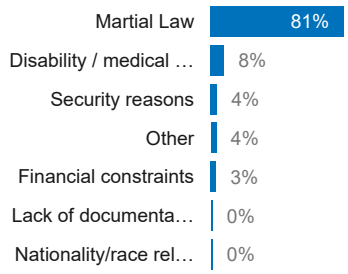

Note: out of respondents who have immediate family members who remained in Ukraine

ACCESS TO WORK

Current main activity **

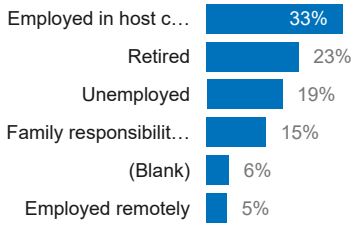

15%
of respondents do not have an employment contract

16%
of respondents reported working excessively long hours

2%
of respondents reported the confiscation of their documentation (e.g. passport) by their employer

Barriers to accessing employment *

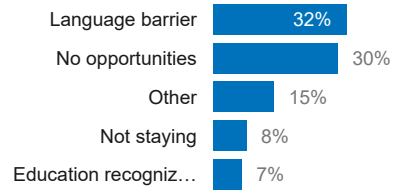

Note: out of those who indicated being unemployed

Access to earnings**

Only partially | No | Yes, but irregular payment | Yes

Note: out of those who are currently employed

EDUCATION

26%
of households with school-aged children reported at least one child not registered for education in the host country

Reasons for not enrolling children in the host country*

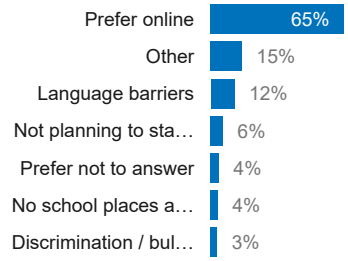

SOCIAL PROTECTION

66%
of respondents or their household members have applied for government-provided social protection benefits

Types of social protection benefits*

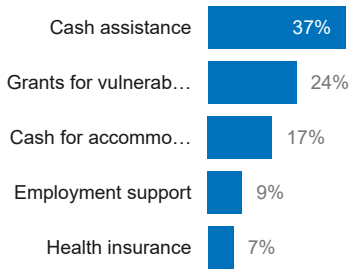

16%
of respondents or their household members experienced challenges accessing social protection benefits

Challenges faced*

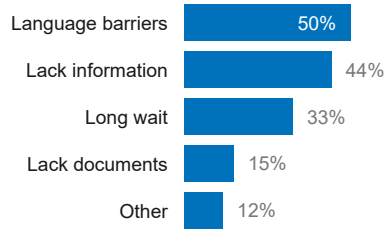

Note: out of those who applied

** Due to rounding some percent totals do not add up to 100%.
* Multiple responses were possible, so percentages can go over 100% when added.

Country: All | Interview Month: All | Arrival: All | Oblast: All | Household type: All

ACCOMMODATION

Current accommodation

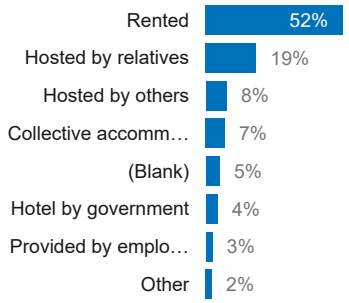

Rental contract with owner

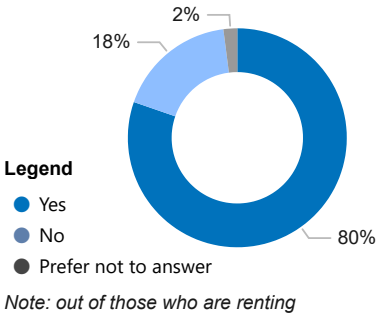

Note: out of those who are renting

Main reasons for not having rental contract

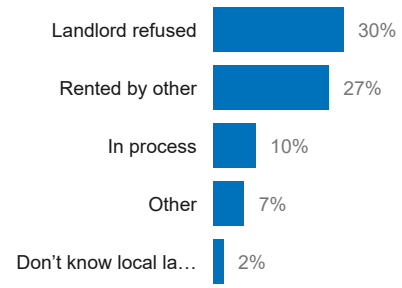

Accommodation: Length of stay**

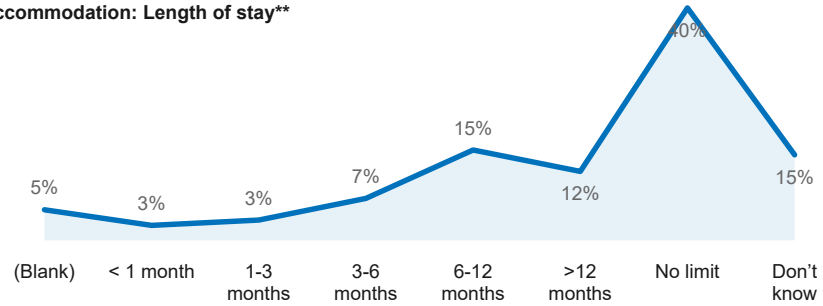

Main reasons for having to leave accommodation within 3 months*

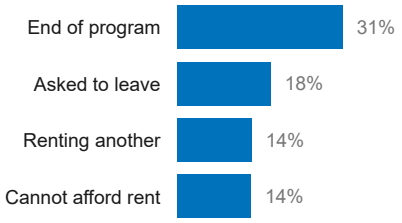

Note: On access to accommodation, to ensure that the findings are not affected by place of interview, interviews conducted in collective shelters have been excluded from the analysis.

URGENT NEEDS

89%
of respondents have at least one urgent need

81%
of respondents have at least one info need

Most urgent needs *

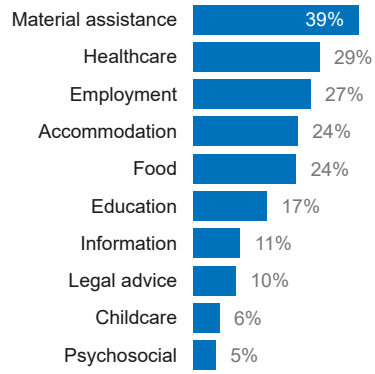

Information needs *

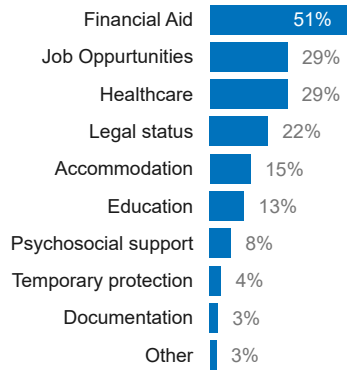

ACCESS TO CHILDCARE

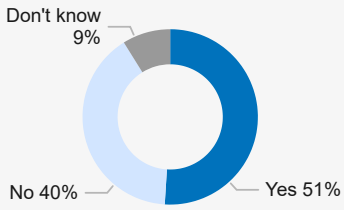

Note: for households with children who have not reached the age of mandatory education

Access to childcare by household type

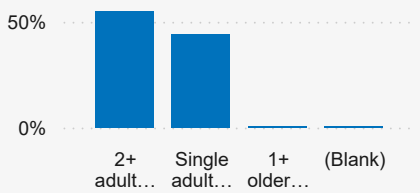

** Due to rounding some percent totals do not add up to 100%.
* Multiple responses were possible, so percentages can go over 100% when added.