

**8 644 965**

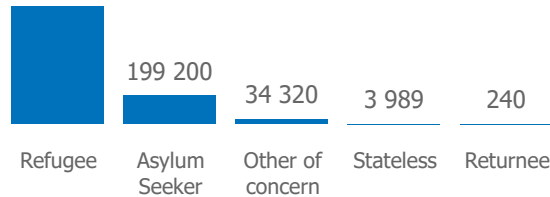
**FORCIBLY DISPLACED PEOPLE & RETURNEES (1)**

As a result of persecution, conflict, violence, human rights violations, or events seriously disturbing public order.

**1 053 089**

Refugees, asylum-seekers, other of concern, stateless & returnees (12% of the overall forcibly displaced people and returnees population)

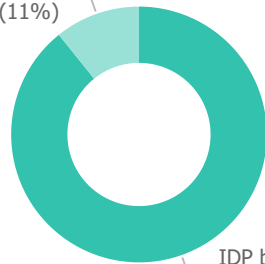
815 340



**7 591 876**

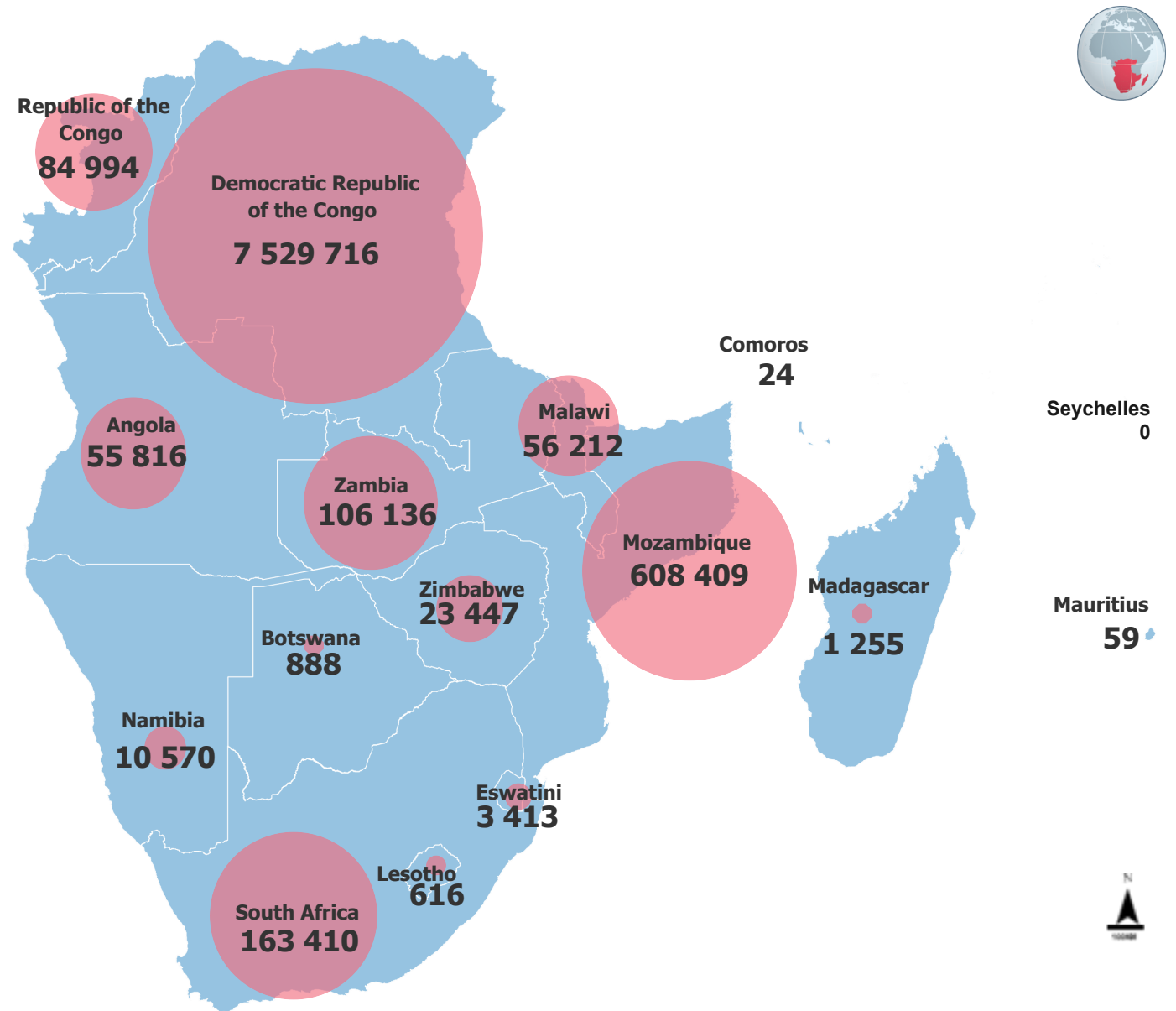
Conflict-induced Internally displaced person (IDPs) and returned IDPs (88% of the overall forcibly displaced people and returnees population)

Returned IDP  
818 605 (11%)



IDP by Conflict  
6 773 271 (89%)

(1) In addition, there are 1088 182 people displaced internally in the context of disasters and climate change. The displacement occurred in the following countries: Malawi (659 278), The Democratic Republic of the Congo (248 036), Mozambique (139 333) and Zimbabwe (41 535).



The boundaries and names shown and the designations used on this map do not imply official endorsement or acceptance by the United Nations

**Summary population table**

Country of Asylum	Refugee	Asylum-Seeker	Other of Concern	IDP by Conflict	Returned IDP	Refugee Returnee	Statelessness	Host Community	Total
<b>Democratic Republic of the Congo</b>	<b>519 409</b>	<b>826</b>		<b>6 195 726</b>	<b>813 515</b>	<b>240</b>			<b>7 529 716</b>
Other	374 966	610		5 092 588	813 515	240			6 281 919
IDP Camp				1 103 138					1 103 138
Meri	25 887	80							25 967
Lusenda	25 728								25 728
Inke	18 824	3							18 827
Mulongwe	13 734	3							13 737
Mole	11 045								11 045
Bili	10 621								10 621
Boyabu	9 291								9 291
Nzakara	8 736								8 736
Biringi	6 650								6 650
Wenze	5 629								5 629
Sidi	4 171								4 171
Bele	3 497	130							3 627
Mboti	630								630
<b>Mozambique</b>	<b>5 361</b>	<b>18 613</b>	<b>1 800</b>	<b>577 545</b>	<b>5 090</b>				<b>608 409</b>
Other	2 662	14 162	921	577 545	5 090				600 380
Maratane Camp	2 699	4 451	879						8 029
<b>South Africa</b>	<b>68 994</b>	<b>94 416</b>							<b>163 410</b>
Unknown	68 994	94 416							163 410
<b>Zambia</b>	<b>79 342</b>	<b>9 025</b>	<b>17 769</b>						<b>106 136</b>
Meheba	32 481	518	9 784						42 783
Other	19 131	7 690	758						27 579
Mayukwayukwa	19 306	112	7 227						26 645
Mantapala	8 424	705							9 129
<b>Congo</b>	<b>63 969</b>	<b>7 653</b>	<b>13 372</b>						<b>84 994</b>
Other	51 895	6 766	13 131						71 792
Site du 15 Avril	6 162	887	214						7 263
Site de Bouemba	5 912		27						5 939
<b>Malawi</b>	<b>35 620</b>	<b>20 588</b>	<b>4</b>						<b>56 212</b>
Dzaleka	34 177	18 756	4						52 937
Other	1 443	1 832	0						3 275
<b>Angola</b>	<b>25 335</b>	<b>30 279</b>	<b>202</b>						<b>55 816</b>
Unknown	17 359	30 023	141						47 523
Lovua Settlement	6 287								6 287
Other	1 689	256	61						2 006
<b>Zimbabwe</b>	<b>9 400</b>	<b>13 052</b>	<b>995</b>						<b>23 447</b>
Tongogara	8 610	6 461	904						15 975
Other	599	6 571	59						7 229
Unknown	191	20	32						243
<b>Namibia</b>	<b>5 294</b>	<b>1 230</b>	<b>57</b>				<b>3 989</b>		<b>10 570</b>
Osire	4 792	1 141	18						5 951
Other	502	89	39				3 989		4 619
<b>Eswatini</b>	<b>1 297</b>	<b>2 101</b>	<b>15</b>						<b>3 413</b>
Other	1 297	2 101	15						3 413
<b>Madagascar</b>	<b>84</b>	<b>1 151</b>	<b>20</b>						<b>1 255</b>
Other	84	1 151	20						1 255
<b>Botswana</b>	<b>799</b>	<b>10</b>	<b>79</b>						<b>888</b>
Dukwe	678	9	45						732
Other	121	1	34						156
<b>Lesotho</b>	<b>416</b>	<b>193</b>	<b>7</b>						<b>616</b>
Other	416	193	7						616
<b>Mauritius</b>	<b>12</b>	<b>47</b>							<b>59</b>
Other	12	47							59
<b>Comoros</b>	<b>8</b>	<b>16</b>							<b>24</b>
Other	8	16							24
<b>Seychelles</b>								<b>0</b>	<b>0</b>
Other								0	0
<b>Total</b>	<b>815 340</b>	<b>199 200</b>	<b>34 320</b>	<b>6 773 271</b>	<b>818 605</b>	<b>240</b>	<b>3 989</b>	<b>0</b>	<b>8 644 965</b>
2024 Planning Figures	<b>805 200</b>	<b>209 893</b>	<b>30 784</b>	<b>8 571 008</b>	<b>2 300 000</b>	<b>16 025</b>	<b>182 393</b>	<b>300 000</b>	<b>12 415 303</b>
Progression (Pop-PF)	101,3%	94,9%	111,5%	79,0%	35,6%	1,5%	0,0%	0,0%	69,6%

**Notes:** The figures are subject to change; \*IDPs by disaster are not included; \*\*'Other' in the location refers to any known location other than camp or settlement sites, covering both urban and rural areas; \*\*\*self-settled refers to the individuals without available information such as their names and locations, and their locations are categorized to be 'unknown'; those by location in Congo, Democratic Republic of the Congo and Zimbabwe could be different from the numbers operation report due to inconsistency in proGres.