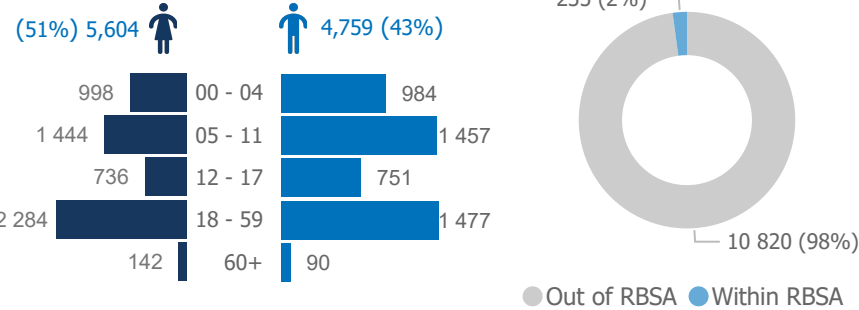
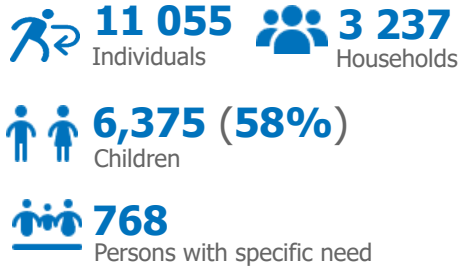
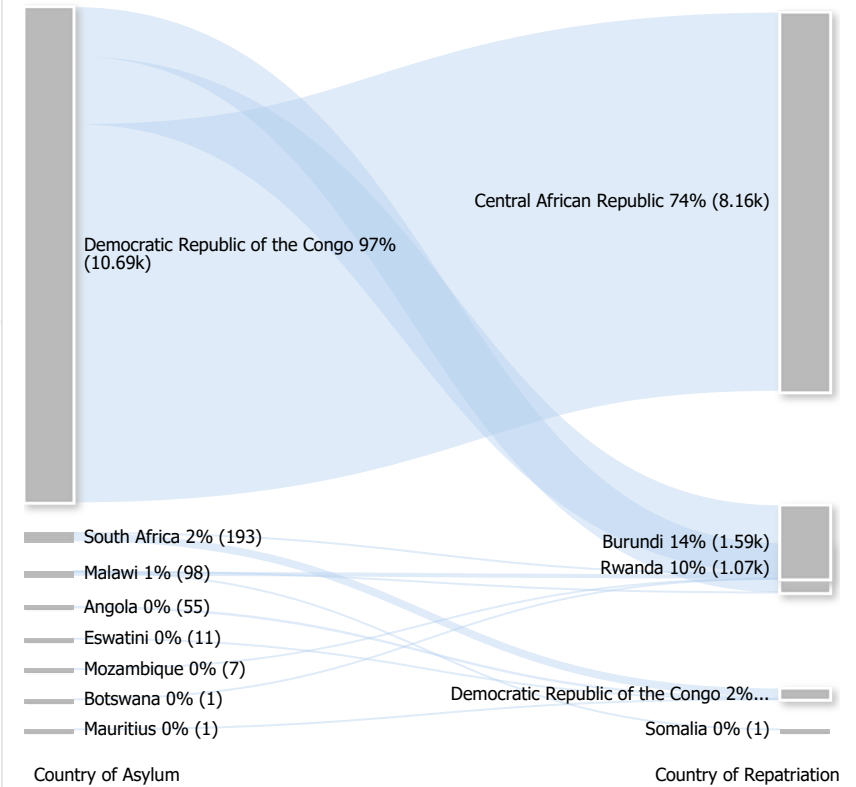


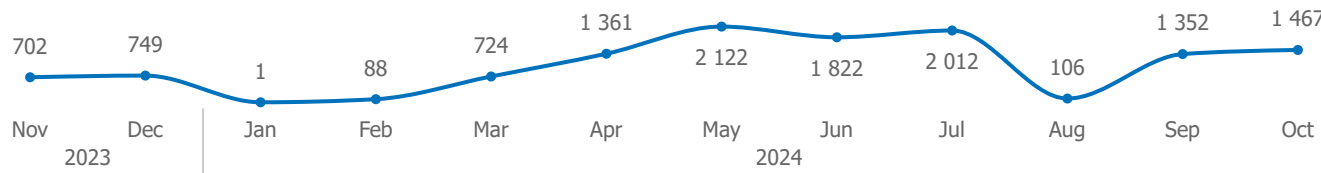
Repatriated since January 2024



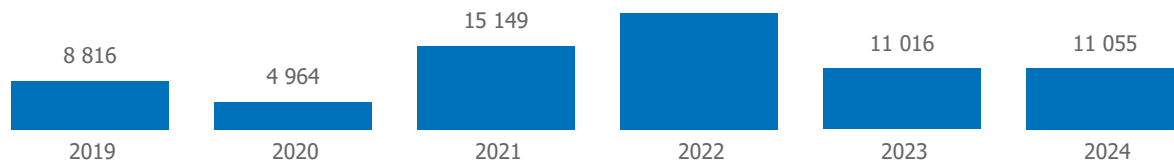
Summary of Movements (Country of Asylum to Country of Repatriation)



Monthly trends for the last 12 months**

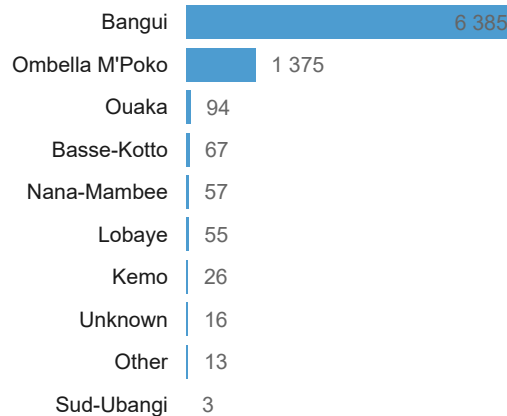


Repatriation since 2019

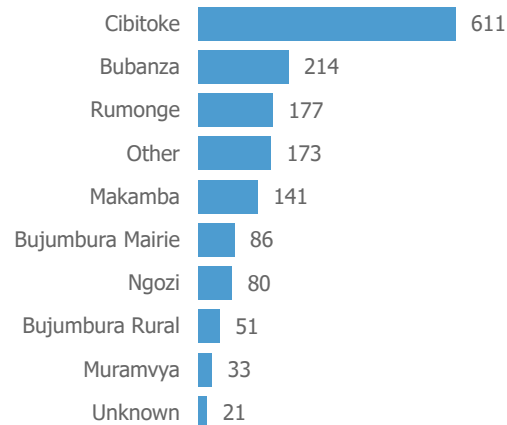


TOP 5 Country of Repatriation

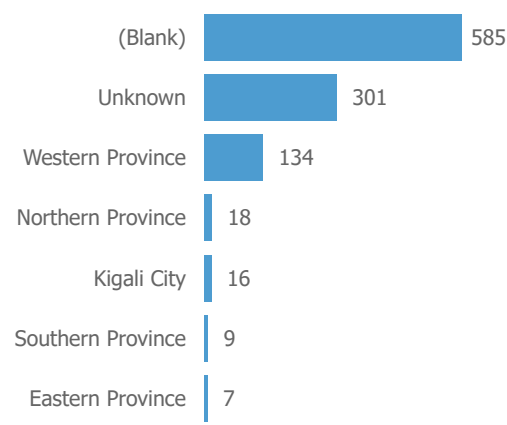
Central African Republic | 8,162 (74%)



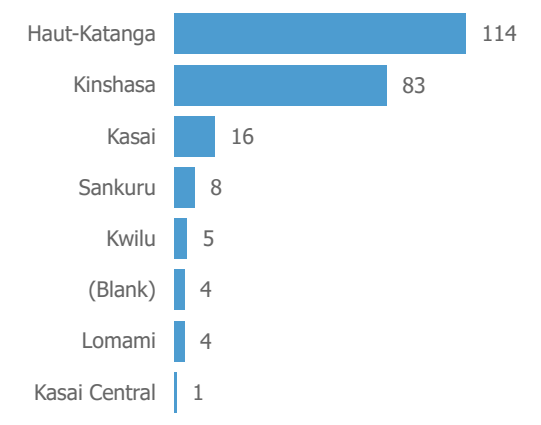
Burundi | 1,587 (14%)



Rwanda | 1,070 (10%)



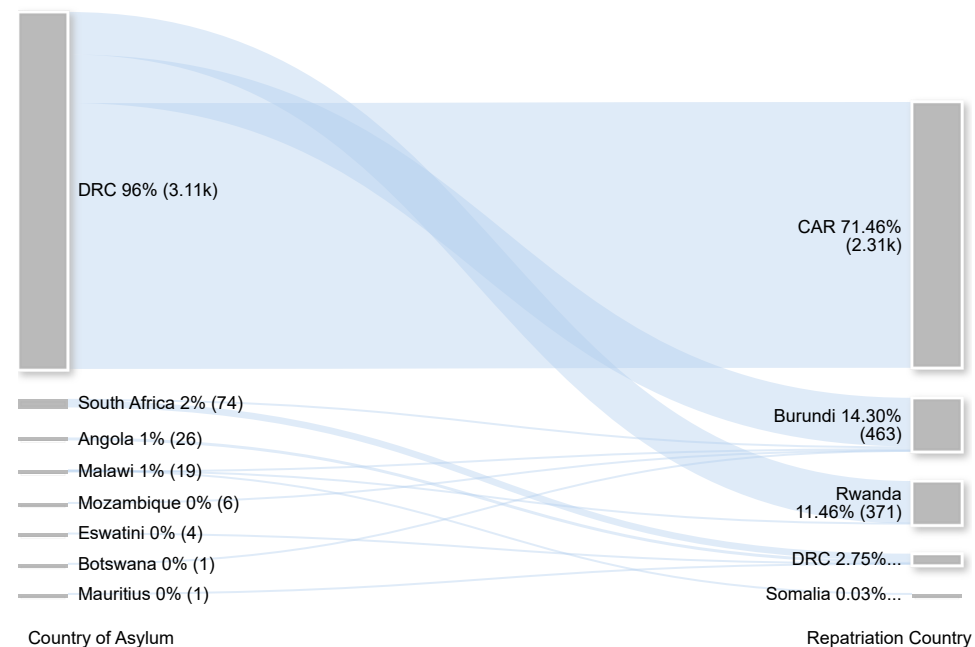
Democratic Republic of the Congo | 235 (2%)



REPATRIATION - DETAILED TABLE

Repatriation Country	Angola	Botswana	DRC	Eswatini	Malawi	Mauritius	Mozambique	South Africa	Total
CAR			8 162						8 162
Bangui			6 385						6 385
Ombella M'Poko			1 375						1 375
Ouaka			94						94
Unknown			87						87
Basse-Kotto			67						67
Nana-Mambee			57						57
Lobaye			55						55
Kemo			26						26
Ouham Pende			6						6
Mambere-Kadei			4						4
Mbomou			3						3
Sud-Ubangi			3						3
Burundi	1	1 464		90			7	25	1 587
Cibitoke			606		5				611
Bubanza			214						214
Rumonge			166		3			8	177
Makamba			98		42		1		141
Bujumbura Mairie			67		1		4	14	86
Ngozi			80						80
Bujumbura Rural			37		13			1	51
Muramvya			32				1		33
Kayanza			28						28
Gitega			25					1	26
Kirundo			19		7				26
Ruyigi			23						23
Unknown			14		6			1	21
Muyinga			19						19
Karuzi			11		6				17
Cankuzo			9		7				16
Rutana			13						13
Bururi		1	2				1		4
Mwaro			1						1
Rwanda			1 063		7				1 070
Unknown			879		7				886
Western Province			134						134
Northern Province			18						18
Kigali City			16						16
Southern Province			9						9
Eastern Province			7						7
DRC	55			11		1		168	235
Haut-Katanga	9			11				94	114
Kinshasa	11					1		71	83
Kasai	16								16
Sankuru	8								8
Kwilu	5								5
Lomami	4								4
Unknown	1							3	4
Kasai Central	1								1
Somalia					1				1
Unknown					1				1
Total	55	1	10 689	11	98	1	7	193	11 055

Number of Households repatriated



Repatriation Country	00 - 04	05 - 11	12 - 17	18 - 59	60+	Unknown	Total
Burundi	317	403	240	572	54	1	1 587
Female	149	191	120	292	31		783
Male	168	212	120	280	23		803
Unknown						1	1
Central African Republic	1 473	2 273	1 168	2 899	161	188	8 162
Female	748	1 137	574	1 805	107		4 371
Male	720	1 136	594	1 094	54		3 598
Unknown	5					188	193
Democratic Republic of the Congo	46	59	23	97	7	3	235
Female	27	29	7	57	1		121
Male	19	30	16	40	6		111
Unknown						3	3
Rwanda	151	166	56	192	10	495	1 070
Female	74	87	35	130	3		329
Male	77	79	21	62	7		246
Unknown						495	495
Somalia				1			1
Male				1			1
Total	1 987	2 901	1 487	3 761	232	687	11 055