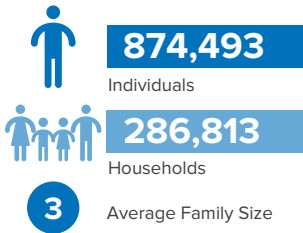


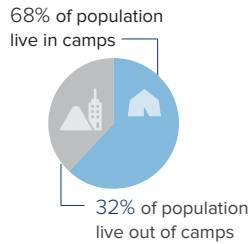
# Overview of Refugees and Asylum-seekers in Sudan

as of 30 September 2024

## Refugees and Asylum-seekers



## Population Distribution



## Persons With Disabilities



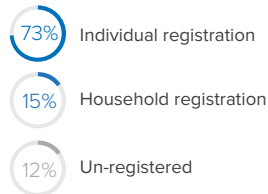
## \* Unaccompanied and Separated Children\*



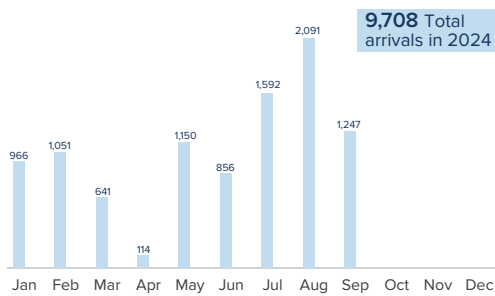
Despite the ongoing conflict that began in April 2023, Sudan continues to host a substantial number of refugees, totaling 874,493 as of September 2024. The majority of these refugees are from South Sudan (72.3%), followed by Eritrea (16.8%), and Ethiopia (8.2%). The conflict has also led to internal displacement, with 258,129 refugees self-relocating within Sudan, primarily moving from Khartoum to other states. In terms of living conditions, 68% of the refugees are accommodated in camps, while the remaining 32% live outside of these facilities. The refugee population is almost evenly split in terms of gender, with females accounting for 51% and males making up the remaining 49%.

## Registration Status

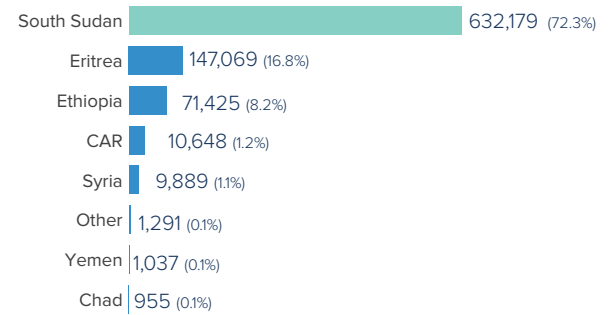
**639,407**  
Individuals registered



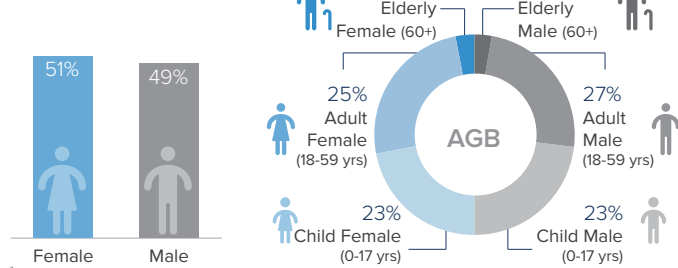
## New Arrivals Per Month (2024)



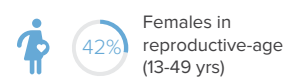
## Country of Origin



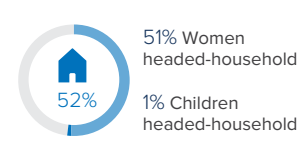
## Age-gender Breakdown<sup>2</sup>



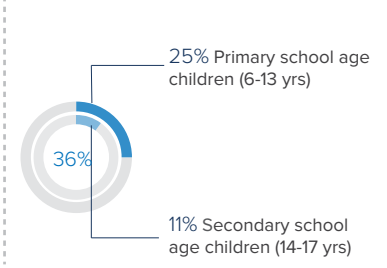
## Reproductive-age Women/Girls<sup>2</sup>



## Household Distribution<sup>2</sup>



## School-age Children<sup>2</sup>



<sup>2</sup> Population distribution statistics are based on registered individuals only.  
\* Registration team conducted verification/revision exercise of UASC figures, all cases exceed 18 year old been excluded.

Sources: UNHCR, Commission of Refugees (CoR), UNICEF

