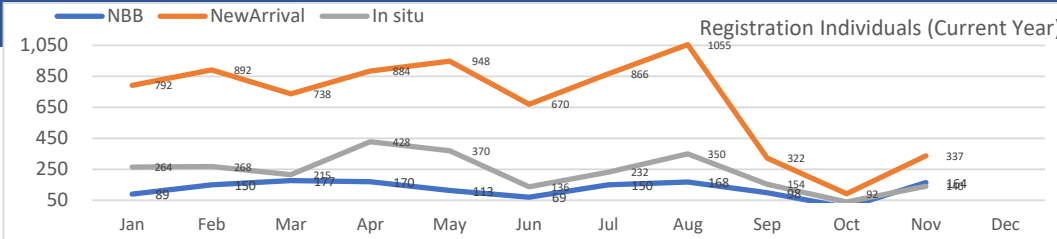




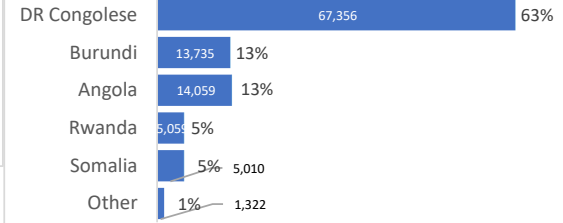
Zambia Country Statistical Report 30 November 2024

Total Population **106,541**
Households **22,196**

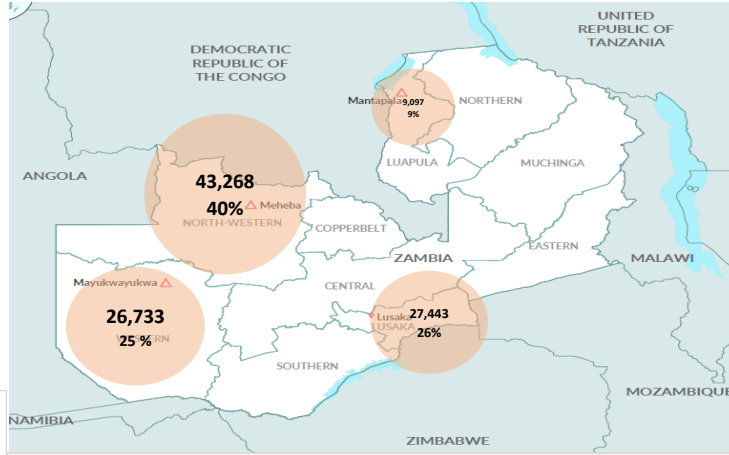
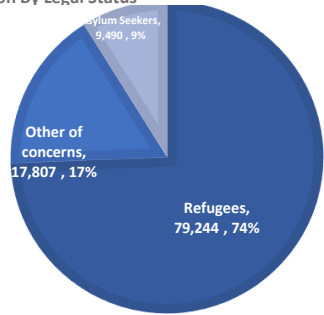
Year -2024
Total Births **1,352**
New Arrivals **7,596**
In situ **2,596**
Total Reg. 2024 **11,544**



Population By Nationality



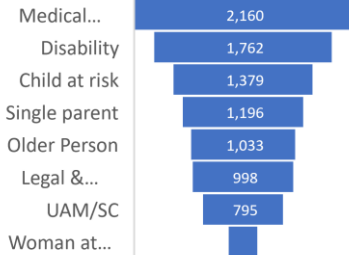
Population By Legal Status



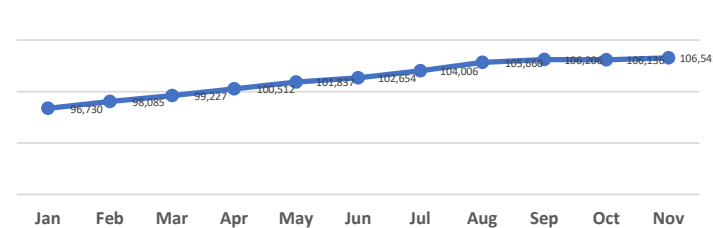
Pop. in Settlements

- 74%** Pop. in Urban
- 26%** Women & Children
- 57%** Elderly
- 3%**

Specific Needs - Top 8



General population Trend



Location	Female					Male					Grant Total		
	00 - 04	05 - 11	12 - 17	18 - 59	60+	Total	00 - 04	05 - 11	12 - 17	18 - 59		60+	Total
Urban	933	1,652	1,416	5,453	256	9,710	1,003	1,615	1,879	12,840	396	17,733	27,443
Mantapala	819	1,042	780	1,806	131	4,578	814	1,084	727	1,783	111	4,519	9,097
Mayukwayukwa	1,432	2,364	1,620	5,848	333	11,597	1,520	2,352	1,716	8,993	555	15,136	26,733
Meheba	2,152	4,304	3,524	9,398	550	19,928	2,168	4,165	3,503	12,763	741	23,340	43,268
Grand Total	5,336	9,362	7,340	22,505	1,270	45,813	5,505	9,216	7,825	36,379	1,803	60,728	106,541
Percentages	12%	20%	16%	49%	3%	43%	9%	15%	13%	60%	3%	57%	

Locations	Nationalities	Refugees	Asylum Seekers	Former Refugees	Grand Total
Meheba Settlement	DR Congolese	26,271	695	0	26,966
	Burundi	4,187	69	0	4,256
	Angolan	0	0	6,583	6,583
	Somali	1,577	118	0	1,695
	Rwandan	436	7	3,208	3,651
	Others Nat.	111	6	0	117
Sub Total		32,582	895	9,791	43,268
Mayukwayukwa Settlement	DR Congolese	16,825	85	0	16,910
	Burundi	2,464	30	0	2,494
	Angolan	1	0	7,119	7,120
	Rwandan	56	0	137	193
	Others Nat.	8	0	0	8
	Somali	7	1	0	8
Sub Total		19,361	116	7,256	26,733
Urban	DR Congolese	10,405	3,979	0	14,384
	Burundi	4,250	3,059	0	7,309
	Somali	2,957	350	0	3,307
	Rwandan	479	8	728	1,215
	Angolan	0	0	32	32
	Others Nat.	896	300	0	1,196
Sub Total		18,987	7,696	760	27,443
Nchelenge Mantapala	DR Congolese	8,314	782	0	9,096
	Burundi	0	0	0	0
	Others Nat.	0	1	0	1
Sub Total		8,314	783	0	9,097
TOTAL		79,244	9,490	17,807	106,541
Total Refugees & Asylum seekers					88,734
Total Angolan and Rwandan former refugees					17,807

Data source COR (proGres)

Self-Settled population has been remove from stats from 1 December 2022