



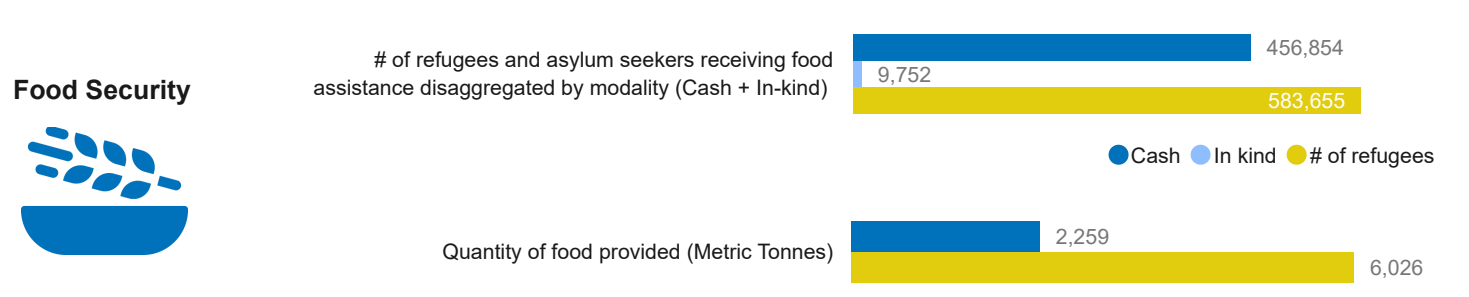
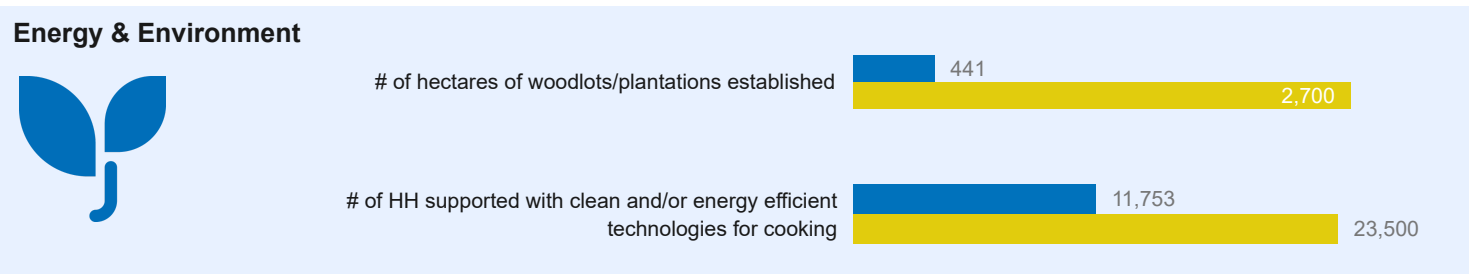
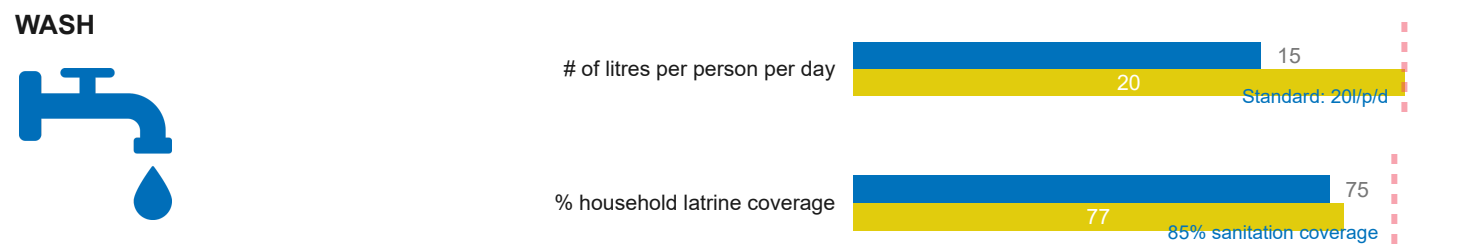

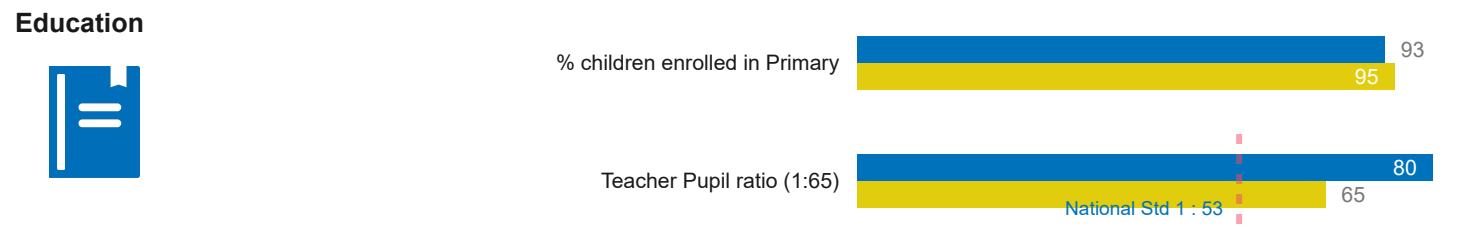
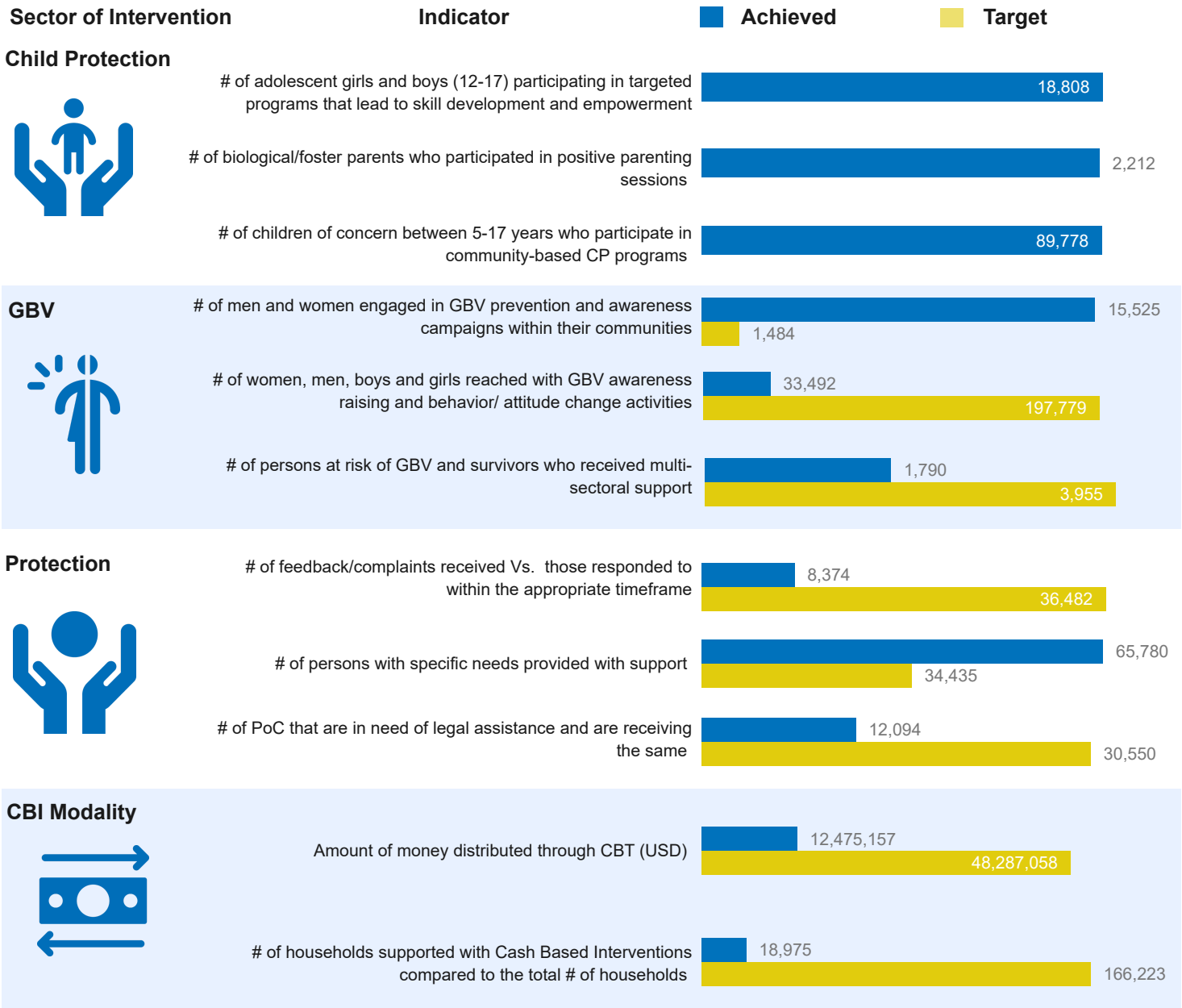


### Mbarara Sub-Office Performance Snapshot

|   |  |                               |  |   |
|---|--|-------------------------------|--|---|
| <b>Population</b><br>Refugees and asylum-seekers  | <b>58</b><br>Partners in Response  | <b>01</b><br>Refugee Led Orgs | <b>07</b><br>Government Partners   | <b>05</b><br>UN Agencies  |
|  <b>583,655</b><br># of refugees   | <i>On average two performance indicators are measured per sector against the annual 2024 RRP targets are shown</i> |                               |  <b>11</b><br>National NGOs |  <b>34</b><br>International NGOs |
|  <b>166,223</b><br># of households |  |                               |  |   |

| Sector of Intervention | Indicator | Achieved | Target |
|------------------------|-----------|----------|--------|
|------------------------|-----------|----------|--------|





## Partners presence by Q3 2024, UN Agencies and Government

### National NGOs

ACORD, AWYAD, HAF Uganda, HFU, KRRC, N&T, Nsamizi, Post Bank, Ripple Effect, SAU, and TPO

### International NGOs

AARJ, ACF, ADRA, AHA, AIRD, Airtel, Alight, AVSI, CARE, COVOID, CRS, DRC, Equity Bank, FCA, FRC, GF, GNIU, HI, HIJRA, IRC, IsraAID, LWF, MSF, MTI, NRC, PWJ, RGF, SCI, Swisscontact, TTR, URCS, WCC, WCH, and WVI

### UN Agencies

IOM, UNFPA, UNHCR, UNWOMEN, and WFP

### Government

Isingiro DLG, Kamwenge DLG, Kikuube DLG, Kyegegwa DLG, NARO, NFA, and OPM

**Population**  
Refugees and asylum-seekers

**34** Partners in Response    **0** Refugee Led Orgs

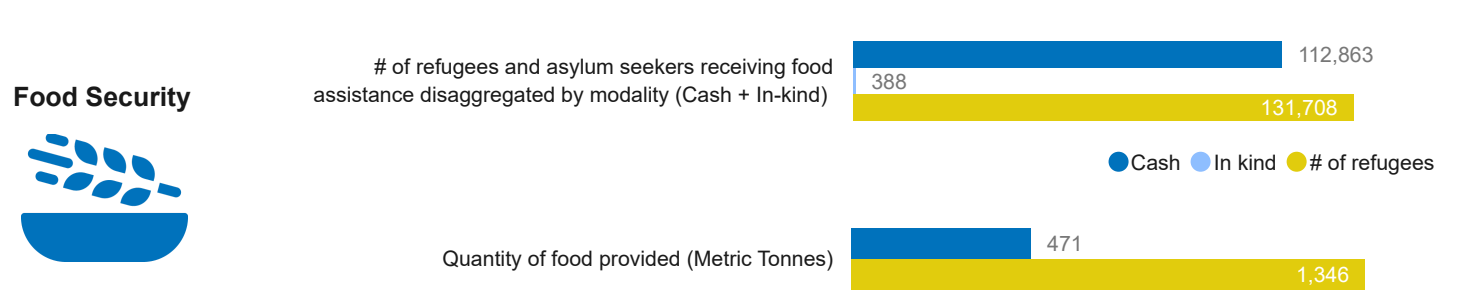
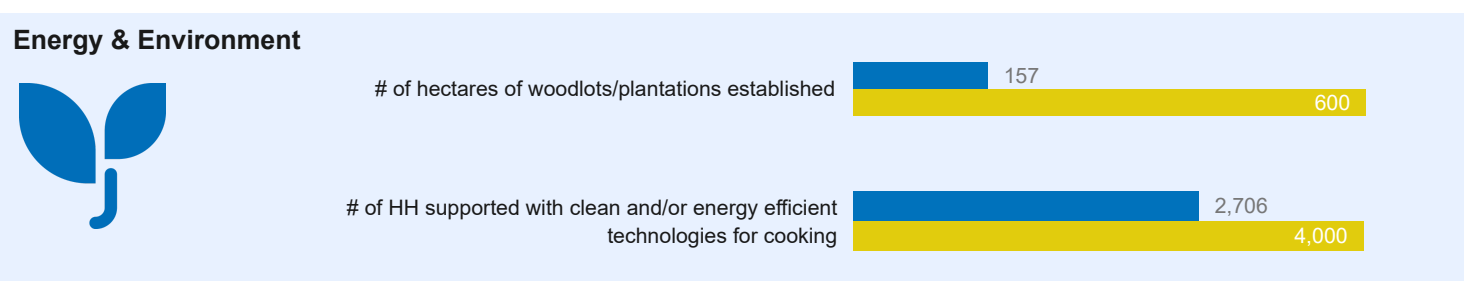
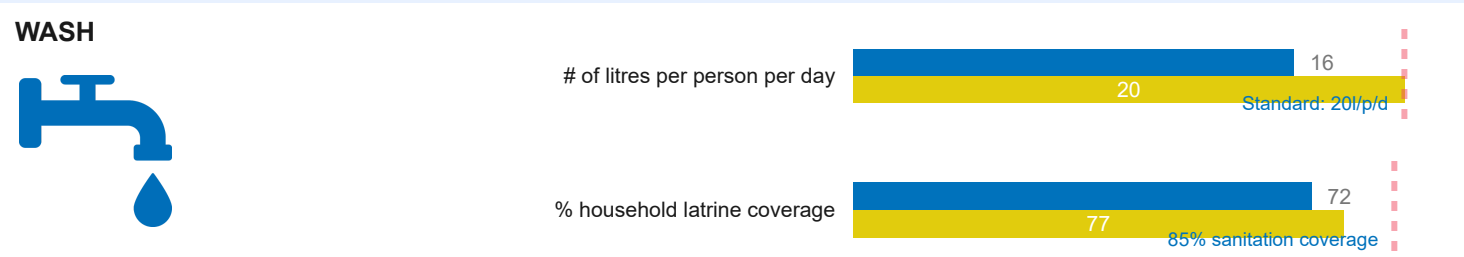

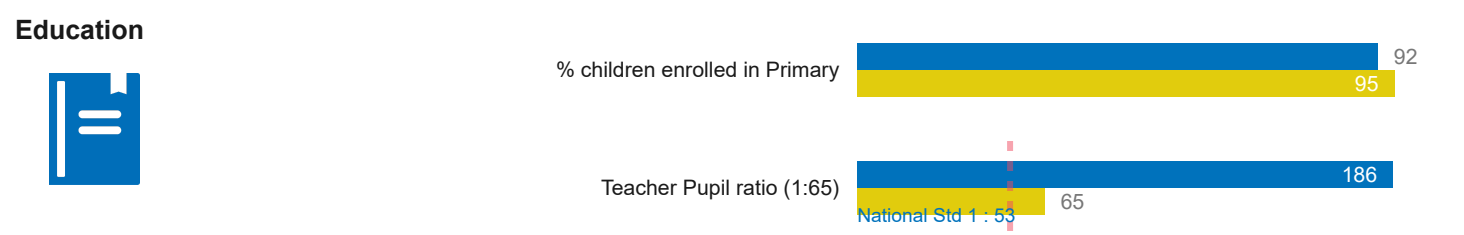
**3** Government Partners    **4** UN Agencies

**7** National NGOs    **20** International NGOs

**131,708** # of refugees  
**34,532** # of households

*On average two performance indicators are measured per sector against the annual 2024 RRP targets are shown*

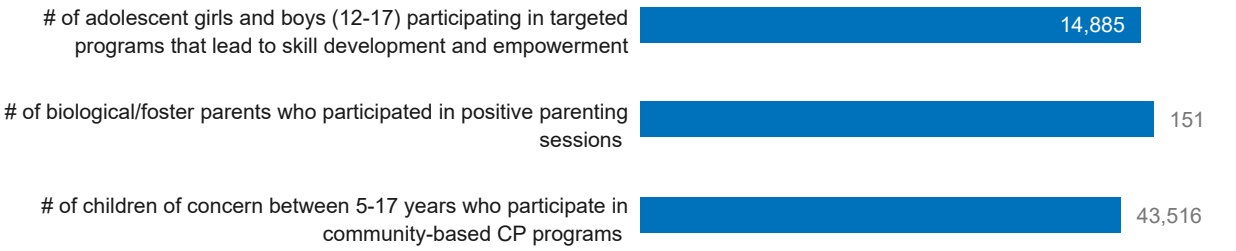
**Sector of Intervention**    **Indicator**    **Achieved**    **Target**



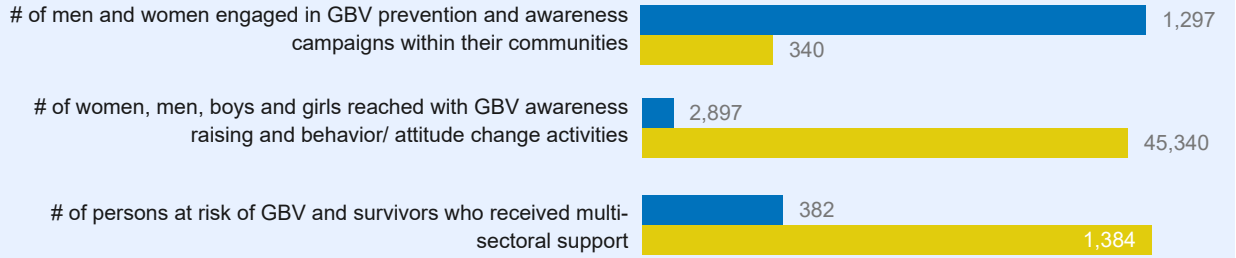


| Sector of Intervention | Indicator | Achieved | Target |
|------------------------|-----------|----------|--------|
|------------------------|-----------|----------|--------|

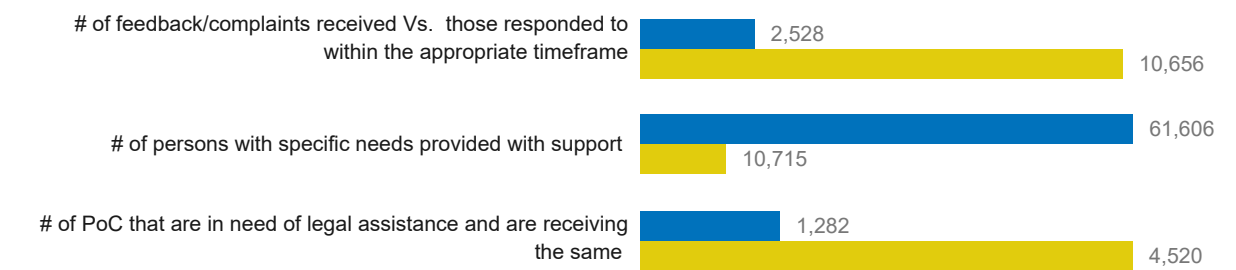
### Child Protection



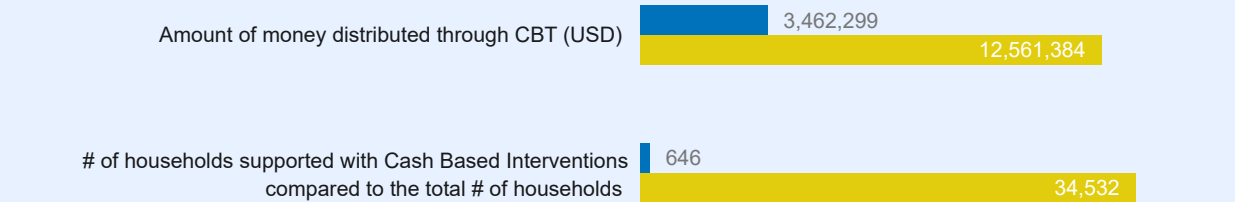
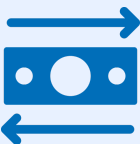
### GBV



### Protection



### CBI Modality



### Partners presence by Q3 2024, UN Agencies and Government

#### National NGOs

ACORD, AWYAD, KRRC, Nsamizi, Post Bank, Ripple Effect, and TPO

#### International NGOs

ADRA, AHA, AIRD, Alight, AVSI, CARE, DRC, Equity Bank, FCA, FRC, GNIU, HI, IRC, LWF, MTI, PWJ, SCI, URCS, WCH, and WVI

#### UN Agencies

IOM, UNFPA, UNHCR, and WFP

#### Government

Kyegegwa DLG, NFA, and OPM



Population

Refugees and asylum-seekers

28

0

3

2

Partners in Response

Refugee Led Orgs

Government Partners

UN Agencies



142,553

# of refugees

42,506

# of households

On average two performance indicators are measured per sector against the annual 2024 RRP targets are shown

5

National NGOs

18

International NGOs

Sector of Intervention

Indicator

Achieved

Target

Education



% children enrolled in Primary



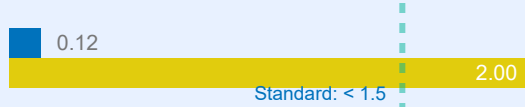
Teacher Pupil ratio (1:65)



Health & Nutrition



Under 5 mortality rate



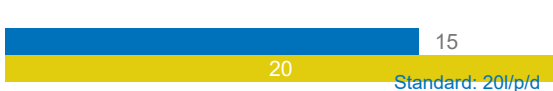
Moderate acute malnutrition recovery rate



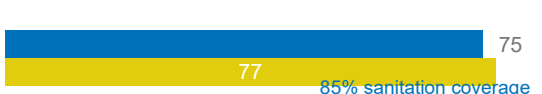
WASH



# of litres per person per day



% household latrine coverage



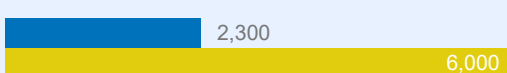
Energy & Environment



# of hectares of woodlots/plantations established



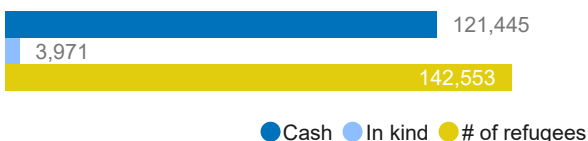
# of HH supported with clean and/or energy efficient technologies for cooking



Food Security



# of refugees and asylum seekers receiving food assistance disaggregated by modality (Cash + In-kind)



Quantity of food provided (Metric Tonnes)



Livelihoods & Resilience




106

Acres of arable land accessed by refugees

0

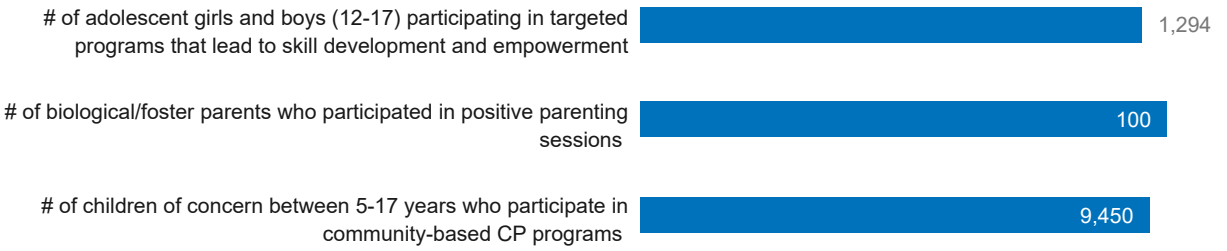
HH receiving emergency livelihood support

# of men, women, boys and girls trained on financial literacy

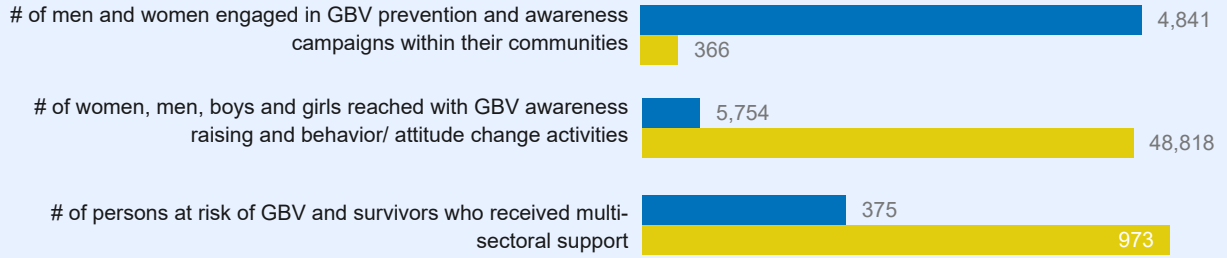


| Sector of Intervention | Indicator | Achieved | Target |
|------------------------|-----------|----------|--------|
|------------------------|-----------|----------|--------|

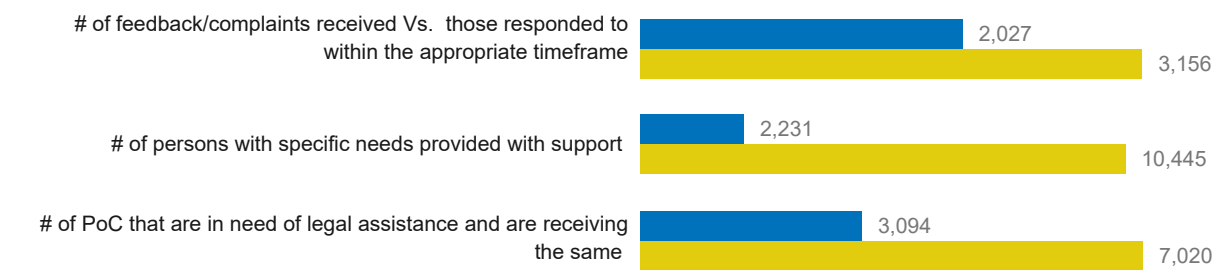
### Child Protection



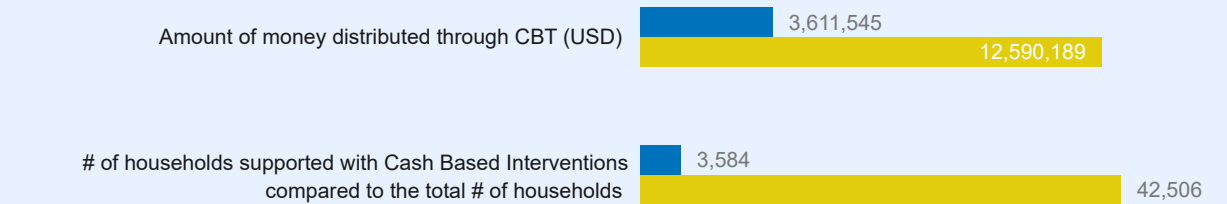
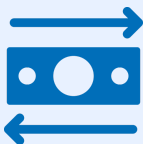
### GBV



### Protection



### CBI Modality



### Partners presence by Q3 2024, UN Agencies and Government

#### National NGOs

HAF Uganda, HFU, Nsamizi, Post Bank, and TPO

#### International NGOs

AARJ, ACF, AIRD, Alight, Airtel, AVSI, CARE, CRS, Equity Bank, FRC, HI, LWF, MTI, NRC, SCI, URCS, WCC, and WCH

#### UN Agencies

UNHCR and WFP

#### Government

Kikuube DLG, NFA, and OPM

## Population

Refugees and asylum-seekers

**39**

Partners in Response

**1**

RLO

**3**

Government Partners

**5**

UN Agencies



**202,283**

# of refugees

**64,245**

# of households

*On average two performance indicators are measured per sector against the annual 2024 RRP targets are shown*

**7**

National NGOs

**23**

International NGOs

## Sector of Intervention

Indicator

Achieved

Target

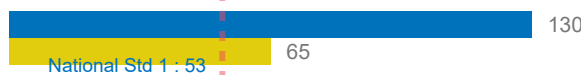
### Education



% children enrolled in Primary



Teacher Pupil ratio (1:65)



### Health & Nutrition



Under 5 mortality rate



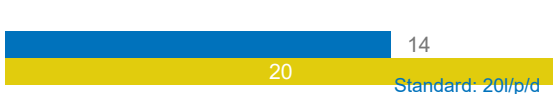
Moderate acute malnutrition recovery rate



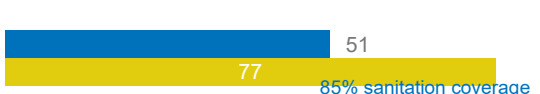
### WASH



# of litres per person per day



% household latrine coverage



### Energy & Environment



# of hectares of woodlots/plantations established



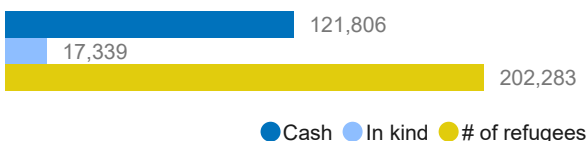
# of HH supported with clean and/or energy efficient technologies for cooking



### Food Security



# of refugees and asylum seekers receiving food assistance disaggregated by modality (Cash + In-kind)



Quantity of food provided (Metric Tonnes)



### Livelihoods & Resilience




**500**

Acres of arable land accessed by refugees

**738**

HH receiving emergency livelihood support

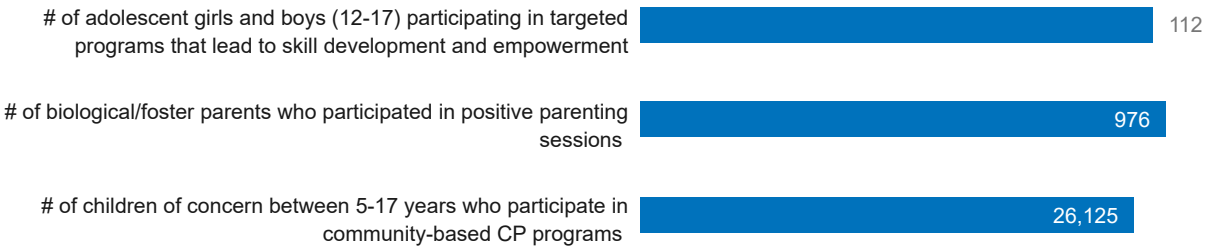
# of men, women, boys and girls trained on financial literacy



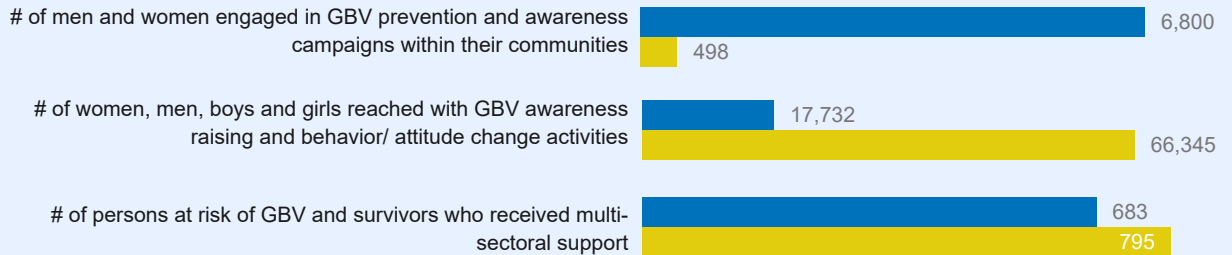


| Sector of Intervention | Indicator | Achieved | Target |
|------------------------|-----------|----------|--------|
|------------------------|-----------|----------|--------|

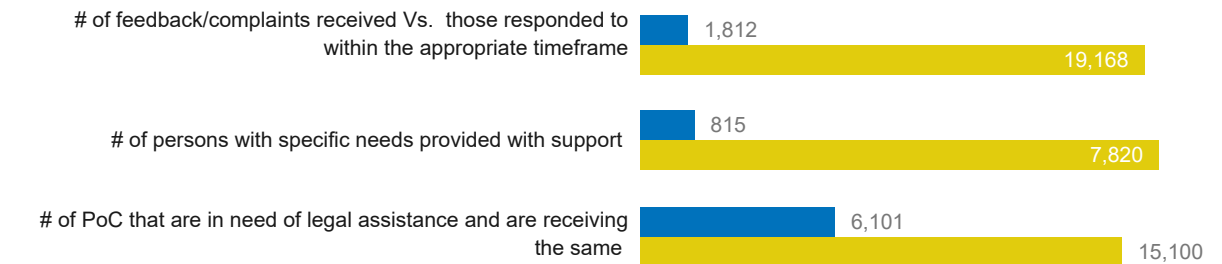
### Child Protection



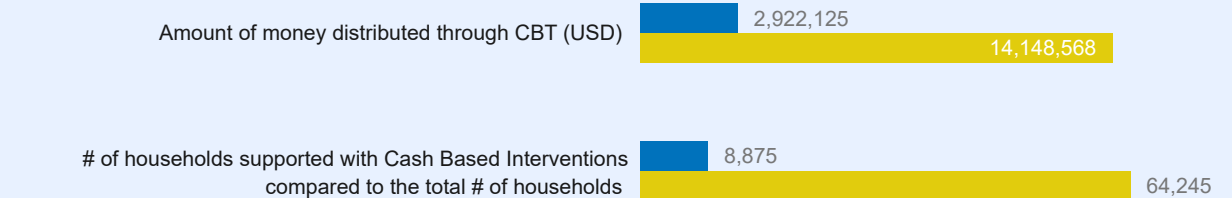
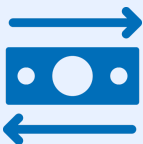
### GBV



### Protection



### CBI Modality



### Partners presence by Q3 2024, UN Agencies and Government

#### National NGOs

ACORD, AWYAD, HFU, N&T, Nsamizi, SAU, and TPO

#### International NGOs

ACF, AIRD, Alight, CARE, COVOID, DRC, Equity Bank, FCA, FRC, GF, HI, HIJRA, IsraAID, MSF, MTI, NRC, RGF, SCI, Swisscontact, TTR, URCS, WCC, and WCH

#### UN Agencies

IOM, UNFPA, UNHCR, UNWOMEN, and WFP

#### Government

Isingiro DLG, NFA, and OPM





## Population

Refugees and asylum-seekers

21

0

Partners in Response

Refugee Led Orgs

2

Government Partners

2

UN Agencies



8,039

# of refugees

1,729

# of households

*On average two performance indicators are measured per sector against the annual 2024 RRP targets are shown*

4

National NGOs

13

International NGOs

## Sector of Intervention

Indicator

Achieved

Target

### Education



% children enrolled in Primary

145

95

Teacher Pupil ratio (1:65)

113

National Std 1 : 53

65

### Health & Nutrition



Under 5 mortality rate

0.00

Standard: < 1.5

2.00

Moderate acute malnutrition recovery rate

96

Standard: > 85%

85

### WASH



# of litres per person per day

21

Standard: 20l/p/d

20

% household latrine coverage

83

85% sanitation coverage

77

### Energy & Environment



# of hectares of woodlots/plantations established

6

150

# of HH supported with clean and/or energy efficient technologies for cooking

1,042

2,500

# of litres per person per day

22

Standard: 20l/p/d

20

# of refugees and asylum seekers receiving food assistance disaggregated by modality (Cash + In-kind)

0

7,260

8,039

● Cash ● In kind ● # of refugees

### Food Security



Quantity of food provided (Metric Tonnes)

47

146

### Livelihoods & Resilience

(Blank)

0

Acres of arable land accessed by refugees

HH receiving emergency livelihood support



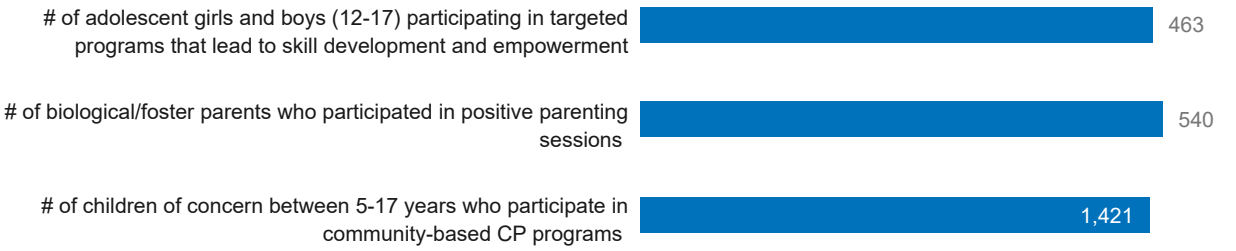
# of men, women, boys and girls trained on financial literacy

32

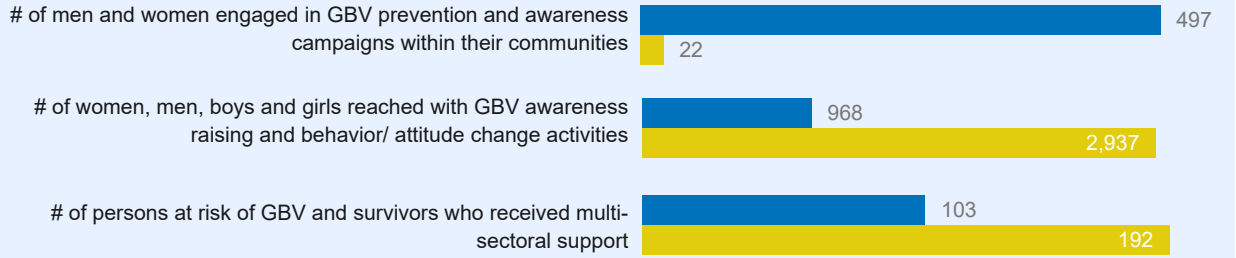
146

| Sector of Intervention | Indicator | Achieved | Target |
|------------------------|-----------|----------|--------|
|------------------------|-----------|----------|--------|

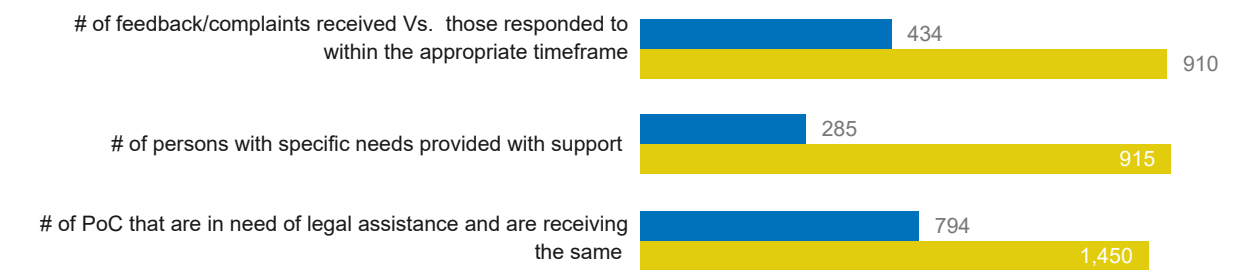
### Child Protection



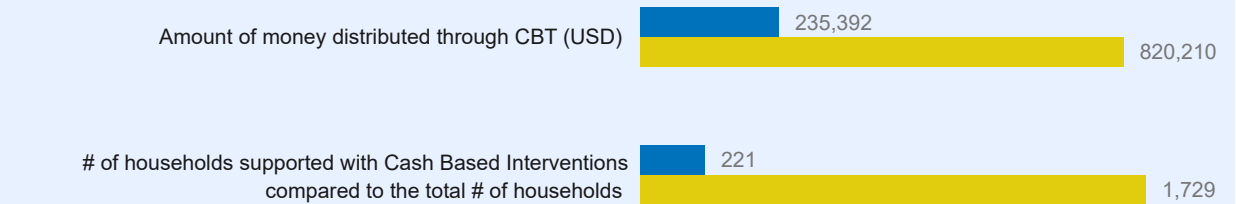
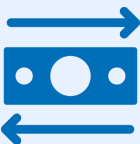
### GBV



### Protection



### CBI Modality



### Partners presence by Q3 2024, UN Agencies and Government

#### National NGOs

HFU, N&T, Nsamizi, SAU, and TPO

#### International NGOs

ACF, AIRD, Alight, DRC, Equity Bank, FRC, HIJRA, MSF, MTI, SCI, URCS, WCC, and WCH

#### UN Agencies

UNHCR and WFP

#### Government

Isingiro DLG and OPM



## Population

Refugees and asylum-seekers

24

0

Partners in Response

Refugee Led Orgs

4

Government Partners

2

UN Agencies



99,072

# of refugees

23,211

# of households

*On average two performance indicators are measured per sector against the annual 2024 RRP targets are shown*

4

National NGOs

14

International NGOs

## Sector of Intervention

Indicator

Achieved

Target

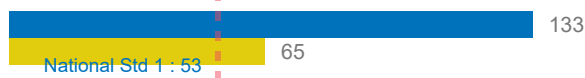
### Education



% children enrolled in Primary



Teacher Pupil ratio (1:65)



### Health & Nutrition



Under 5 mortality rate



Moderate acute malnutrition recovery rate



### WASH



# of litres per person per day



% household latrine coverage



### Energy & Environment



# of hectares of woodlots/plantations established



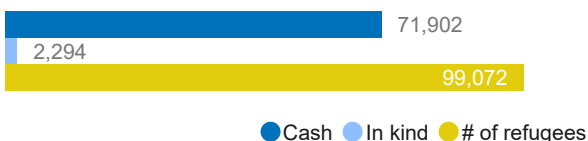
# of HH supported with clean and/or energy efficient technologies for cooking



### Food Security



# of refugees and asylum seekers receiving food assistance disaggregated by modality (Cash + In-kind)



Quantity of food provided (Metric Tonnes)



### Livelihoods & Resilience



0

Acres of arable land accessed by refugees

579

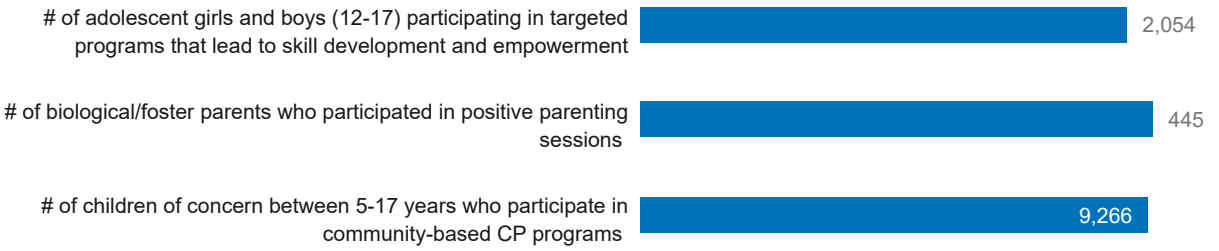
HH receiving emergency livelihood support

# of men, women, boys and girls trained on financial literacy

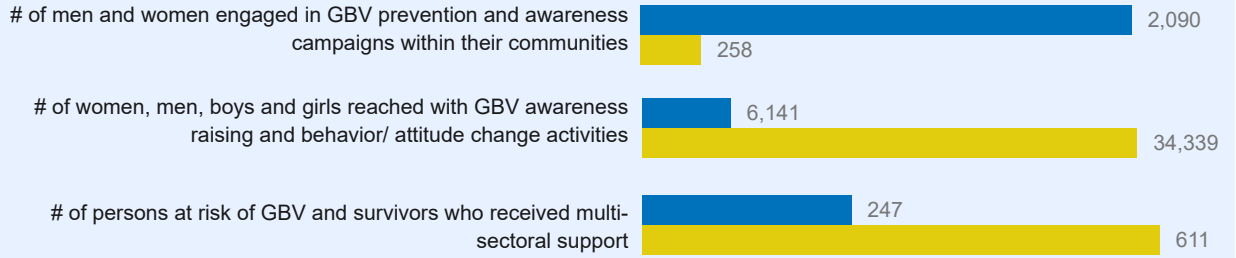


| Sector of Intervention | Indicator | Achieved | Target |
|------------------------|-----------|----------|--------|
|------------------------|-----------|----------|--------|

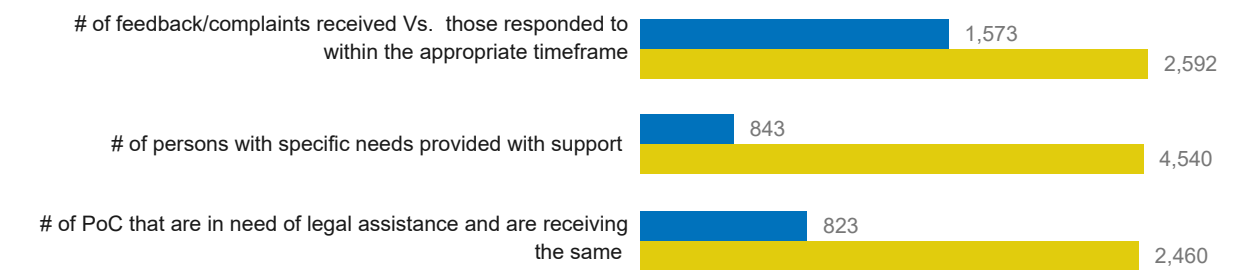
### Child Protection



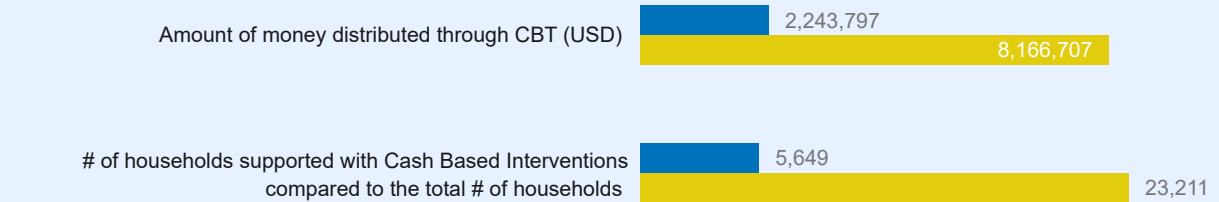
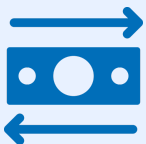
### GBV



### Protection



### CBI Modality



### Partners presence by Q3 2024, UN Agencies and Government

#### National NGOs

AWYAD, Nsamizi, Post Bank, and TPO

#### International NGOs

ADRA, AIRD, Alight, AVSI, Equity Bank, FCA, HI, LWF, MTI, SCI, TTR, URCS, WCC, and WVI

#### UN Agencies

UNHCR and WFP

#### Government

Kamwenge DLG, NARO, NFA, and OPM