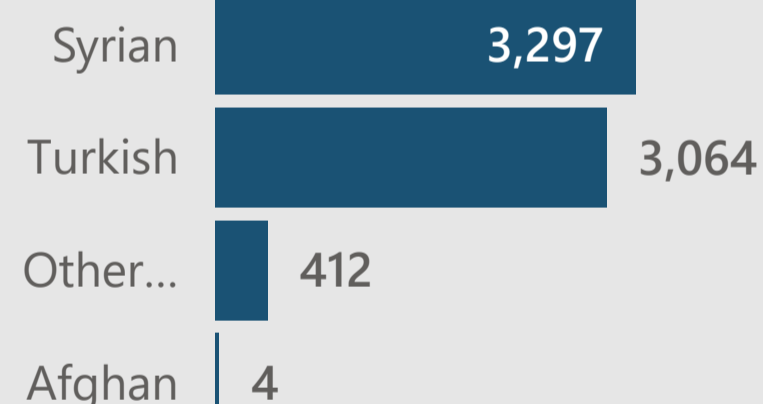
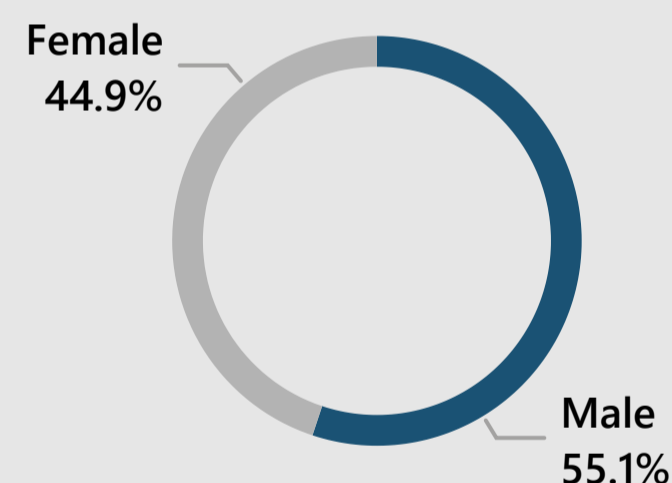


Hover on the map to see more details.

6,777

of direct beneficiaries reached by the sector



Implementing Agencies

Ankara M...	CARE Inte...	ELAF	Gaziantep ...	ILO	IOM	Istanbul- ...	Multeciler...	Oxfam KE...	STL	WFP
ASAM	Concern ...	FAO	ICMPD	Inogar	Islamic Re...	LEAP NGO	ORANGE	Save the ...	UNDP	WHH

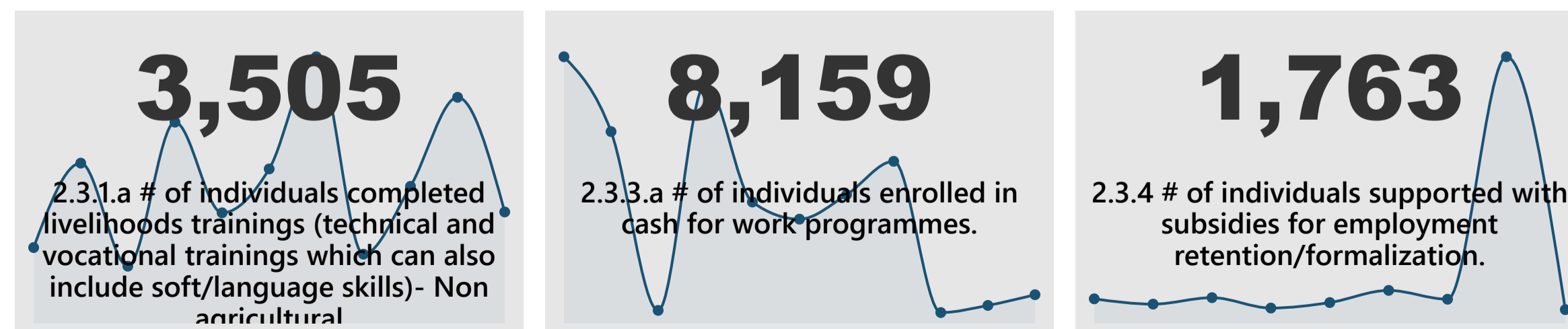
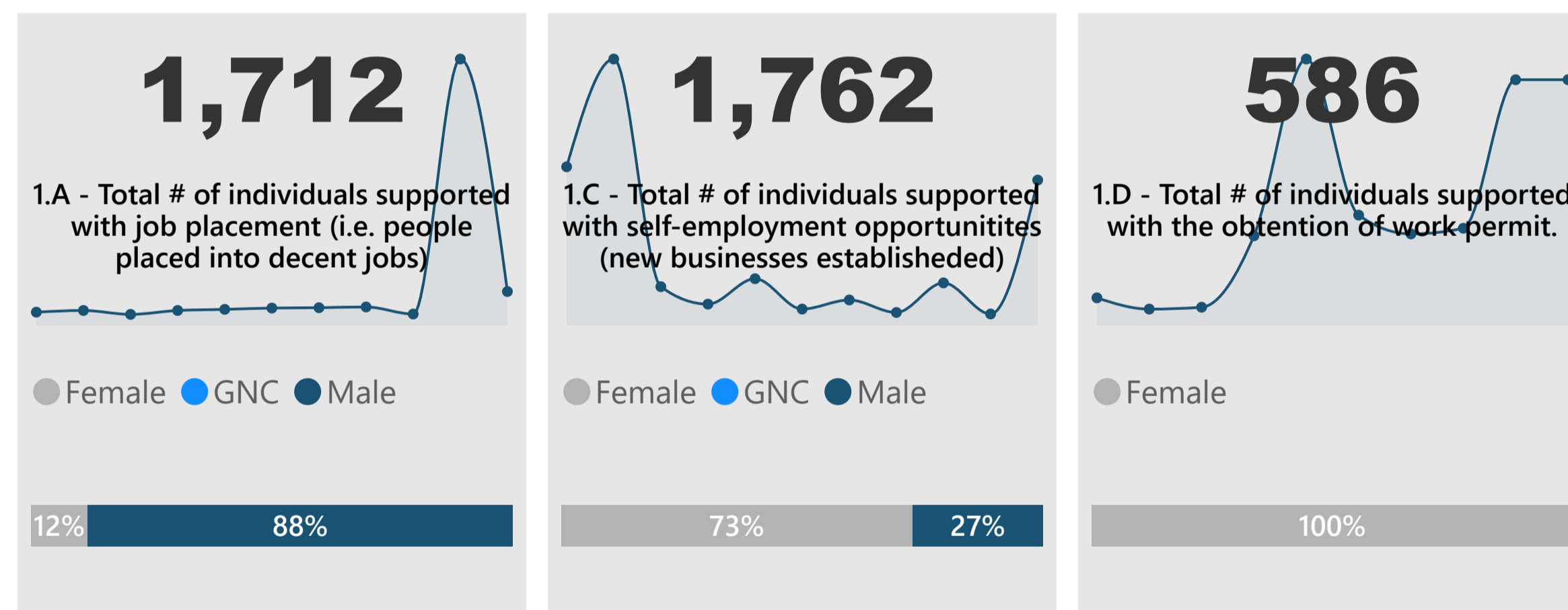
Supporting Agencies

ASAM	Concern ...	ELAF	FAO	ILO	IOM	JEN	Malteser ...	Save the ...	UNDP	WHH
CARE Int...	DRC	EUD Turk...	ICMPD	IMSA	Islamic R...	LEAP NGO	Oxfam KE...	STL	UNHCR	World Vis...

TO IMPROVE THE FOOD SECURITY OF SYRIANS UNDER TEMPORARY PROTECTION AND VULNERABLE COMMUNITIES AND PREVENT THEM FROM RESORTING TO FOOD-RELATED NEGATIVE COPING STRATEGIES



INCREASED SOCIO-ECONOMIC INCLUSION THROUGH JOB CREATION, IMPROVED EMPLOYABILITY AND SYSTEM SUPPORT





Reporting Partner	Supporting Agency	Appeal, EQ Response...	Nationality	Province, District
All	All	All	All	All

Indicator	January	February	March	April	May	June	July	August	September
# of households receiving unconditional cash grant to protect their animals and continue production									227
1.1.1 # of Female (18+) benefitted from training program on good food and nutrition agriculture practices (food consumption, food safety, nutrition, cooking demonstration)				138		223	73	81	
1.1.1 # of individuals benefitted from training program on good food and nutrition agriculture practices (food consumption, food safety, nutrition, cooking demonstration)				144		281	73	81	
1.1.1 # of Male (18+) benefitted from training program on good food and nutrition agriculture practices (food consumption, food safety, nutrition, cooking demonstration)				6		58			
1.1.2 # of awareness sessions on good food and nutrition agriculture practices							8		
1.2.1 # of Female (18+) provided with the tools to established greenhouse, or/and backyard urban and peri-urban agriculture schemes	167			8			8		4
1.2.1 # of individuals provided with the tools to established greenhouse, or/and backyard urban and peri-urban agriculture schemes	332			27			27		8
1.2.1 # of Male (18+) provided with the tools to established greenhouse, or/and backyard urban and peri-urban agriculture schemes	165			19			19		4
1.2.3 # of Female (18+) benefitted from greenhouse or/and backyard farming schemes	508		30						
1.2.3 # of individuals benefitted from greenhouse or/and backyard farming schemes	1,036		58						
1.2.3 # of Male (18+) benefitted from greenhouse or/and backyard farming schemes	528		28						
1.A - # of men supported with job placement.	12	17	1	21	27	10	30	24	3
1.A - # of non-binary adults supported with job placement.				0	0				0
1.A - # of women supported with job placement.	2	6	1	2	2	26	8	18	1
1.A - Total # of individuals supported with job placement (i.e. people placed into decent jobs)	14	23	2	23	29	36	38	42	4
1.B - # of men supported with job creation.								2	83
1.B - # of non-binary adults supported with job creation.									0
1.B - # of women supported with job creation.								23	60
1.B - Total # of individuals supported with iob creation (new iobs/decent iobs created)								25	143
Total	13,707	9,055	7,656	6,121	5,085	5,757	7,604	8,595	5,585