Türkiye Health Sector Achievements

as of December 2024

Inter-Agency Coordination Türkiye

of beneficiaries reached in Türkiye by Health Sector Partners

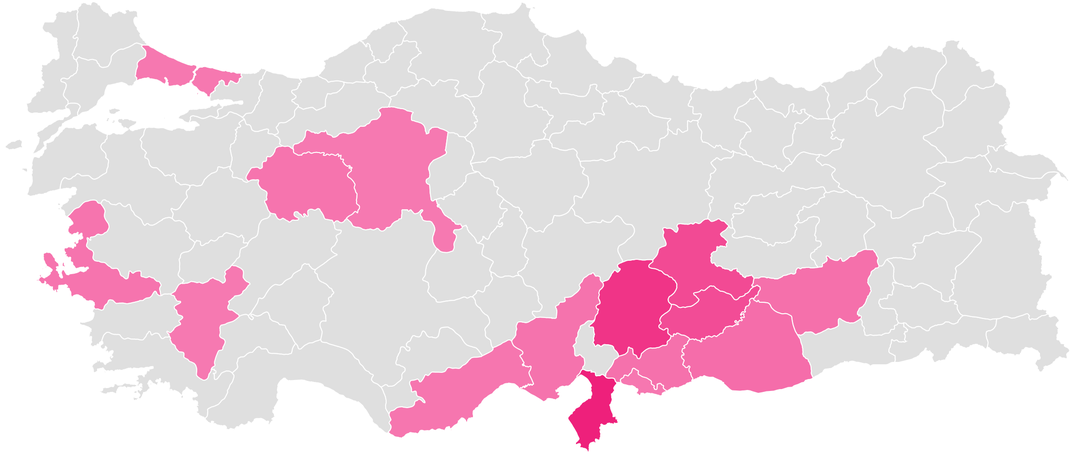

Boundaries shown on this map do not imply official endorsement by UN.

333,568

# of consultations received by persons in need in primary health

Supporting Agencies

ASAM	IOM	KAMER	MoH	Relief Inter...	Sanliurfa M...	UNHCR	WHO	YAHA
Humanity&I...	IRC	MDM	Pozitif Yasa...	SAMS	UNFPA	UNICEF	World Visio...	1

Reporting Agencies

ASAM	DDD	EVSAD	IDA	IOM	Maya F...	MUDEM	NSPPL	Relief I...	SAMS	UNFPA	UOSSM...

Achievements

257,601

# of consultations received by persons in need in primary health

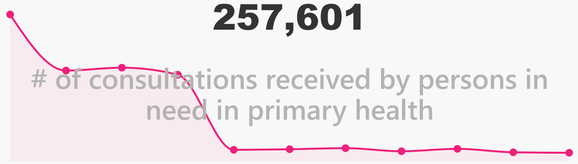

	Female	Male
18>	50.72%	49.27%
0-17	51.36%	48.60%

9,935

# of MHPSS consultations provided in (supported) refugee health centers and host community clinics

	Female	Male
18>	60.71%	39.26%
0-17	42.96%	57.04%

76,023

# of individuals who receive SRH services

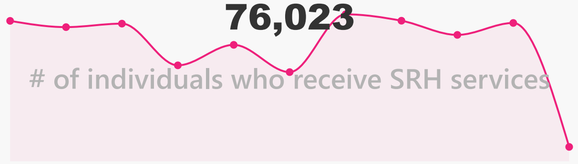

	Female	Male
18>	97.70%	
0-17	84.77%	

3,871

# of persons provided with transportation to health facilities

	Female	Male
18>	72.18%	27.74%
0-17	51.59%	48.41%

13,458

# of refugees who attend awareness raising activities on STIs, including HIV

	Female	Male
18>	97.62%	
0-17	84.98%	

All figures shown here refer to health sector supported activities in Türkiye. **Sources:** ActivityInfo **Feedback:** IMTurkey@unhcr.org

Click to next page to see all indicators →

Turkey Health Sector 3RP Achievements in 2024

as of December 2024

Inter-Agency Coordination Türkiye

List of all 3RP indicators and reported achievements during 2024. Click the upper left buttons for change of layout/view

Indicator	January	Febru
1.1.1 # of consultations received by refugees and impacted host community residents in primary health	87,165	52,
1.1.1.W # of consultations received by women in primary health	27,385	14,
2.1.1 # of individuals who receive SRH services	8,438	8,
1.1.1.M # of consultations received by men in primary health	28,162	14,
2.1.1.W # of women who receive SRH services	7,696	7,
1.1.1.G # of consultations received by girls in primary health	15,886	12,
1.1.1.B # of consultations received by boys in primary health	15,732	10,
2.2.1 # of refugee adolescents and youth receiving health information services	1,863	1,
2.2.1.G # of girl adolescents and youth refugee receiving health information services	1,829	1,
3.2.1 # of refugees who attend awareness raising activities on STIs, including HIV	1,364	1,
3.2.1.W # of women who attend awareness raising activities on STIs, including HIV	1,255	1,
# of affected individuals that received uninterrupted SRH services among the most vulnerable	5,417	5,
# of (18+, female) received uninterrupted SRH services among the most vulnerable	5,068	5,
4.1.1 # of MHPSS consultations provided in (supported) refugee health centers and host community clinics	858	
4.1.1.W # of MHPSS consultations provided to women in (supported) refugee health centers and host community clinics	376	
2.1.1.G # of girls who receive SRH services	416	
1.1.2 # of persons provided with transportation to health facilities	149	
# of MHPSS consultations provided to EQ affected individuals	1,091	1,
4.1.1.M # of MHPSS consultations provided to men in (supported) refugee health centers and host community clinics	266	
1.1.2.W # of women provided with transportation to health facilities	66	
2.1.1.M # of men who receive SRH services	187	
# of (18+, female) received maternity kits	756	
# of affected women/mothers that received maternity kits	756	
4.1.1.B # of MHPSS consultations provided to boys in (supported) refugee health centers and host community clinics	95	
4.3.3 # of people with disabilities receiving self-care training along with the provision of an appropriate assistive devices for each individual	83	
4.1.1.G # of MHPSS consultations provided to girls in (supported) refugee health centers and host community clinics	121	
4.1.3 # refugees and impacted host community residents reached by health promotion activities on MHPSS through psycho-education done in partnership between PHCs and refugee communities	76	
# of clients benefited from post-trauma rehabilitation care including the provision of mobility aids	606	
3.2.1.G # of girls who attend awareness raising activities on STIs, including HIV	51	
2.1.1.B # of boys who receive SRH services	138	
1.1.2.M # of men provided with transportation to health facilities	41	
2.2.1.B # of boy adolescents and youth refugee receiving health information services	34	
1.1.2.G # of girls provided with transportation to health facilities	16	
1.1.2.B # of boys provided with transportation to health facilities	26	
# of (0-17, female) received uninterrupted SRH services among the most vulnerable	204	
Total	**215,380**	**144,**

Reporting Partner

All

Supporting Agency

All

Province, District

All

Appeal, EQ Response Activity

All

Nationality

All

Indicator

All