

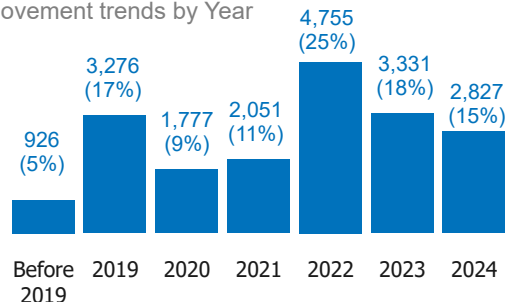
 **2,827**

Movements captured in BIMS (Biometric Identity Management System) in Southern Africa region during the reporting period

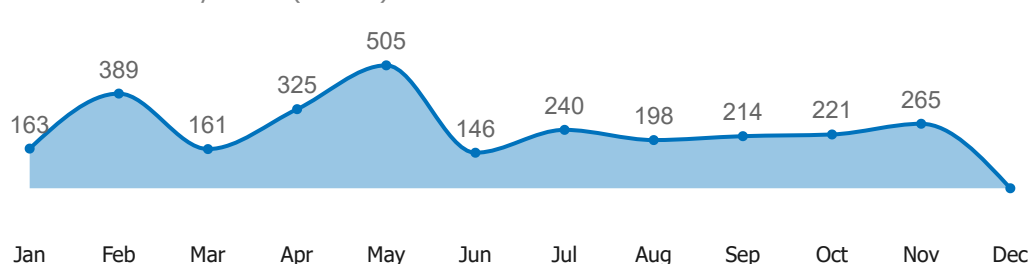
Profile of persons on the move

The individuals moving cross-border within the region include vulnerable profiles with the top three being those with Serious medical condition (25%), Disability (22%) and Unaccompanied or separated child (21%). On a socio-economic overview, there are unemployed (16%), student (35%) and skilled (26%). The top three recorded skills include Market-oriented Skilled Agricultural Workers (26%), Agricultural, Forestry and Fishery Labourers (17%) and Personal Services Workers (10%). Language proficiencies include Swahili (26%), English (15%) and French (8%).

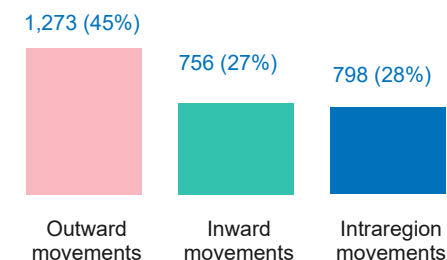
Movement trends by Year



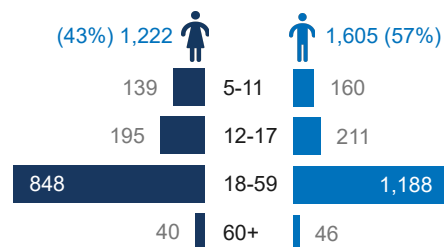
Movements trend by Month (in 2024)



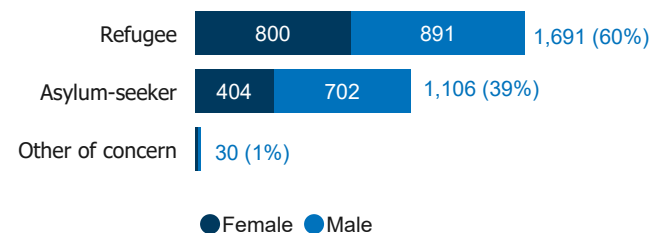
Direction of Movements



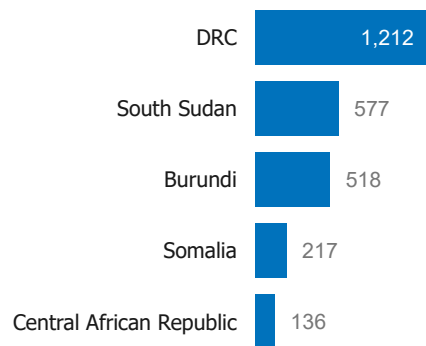
Movers demographics



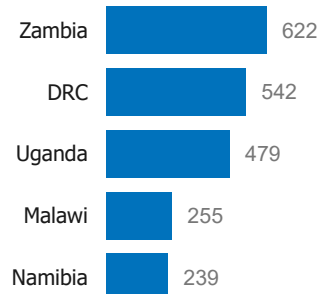
Movements by legal status and gender of movers



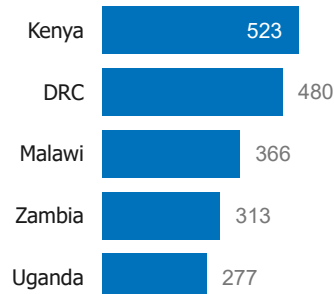
Top 5 Nationalities on the move



Top 5 Countries where refugees and asylum seekers are moving from



Top 5 Countries where refugees and asylum seekers are moving to



Onward movements (flow of 5 persons or above)

