

Key Figures

**1,377**

Submitted Cases

**5,671**

Individuals submitted

**3,216**

Submitted Children (0-17)

**67**

Submitted Elders (60+)

**4,620**

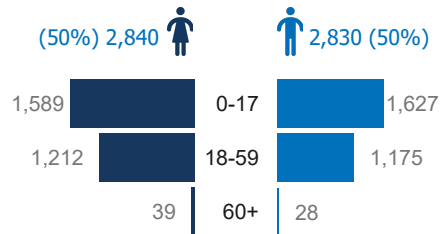
Departed Case members

**70% (5,671)** **8,100**


● Submissions ● Quota

Submissions

Demographic (by Age and Gender)

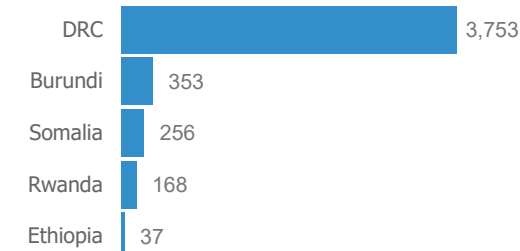


Top 5 Country of Origin

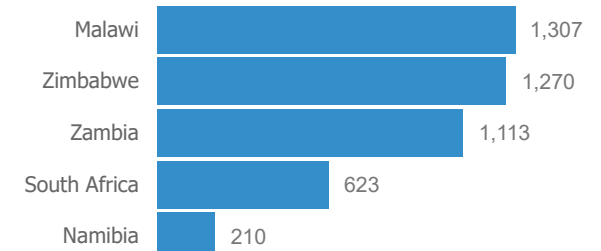


Departures

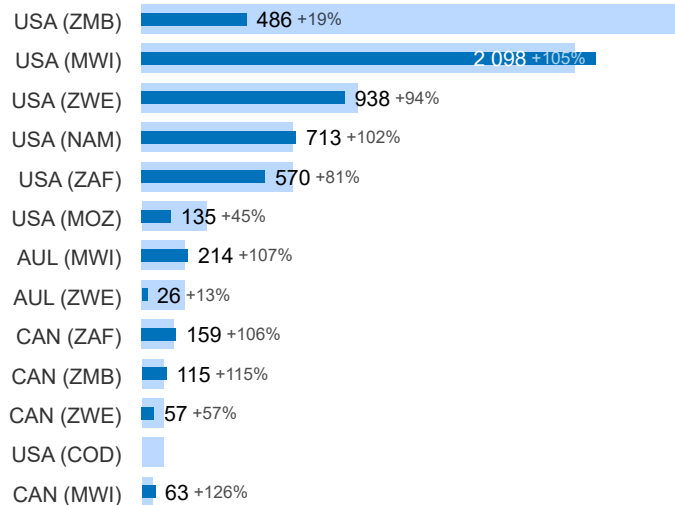
Top 5 Country of Origin



Top 5 Country of Asylum



Submissions vs Quota per Country of Asylum

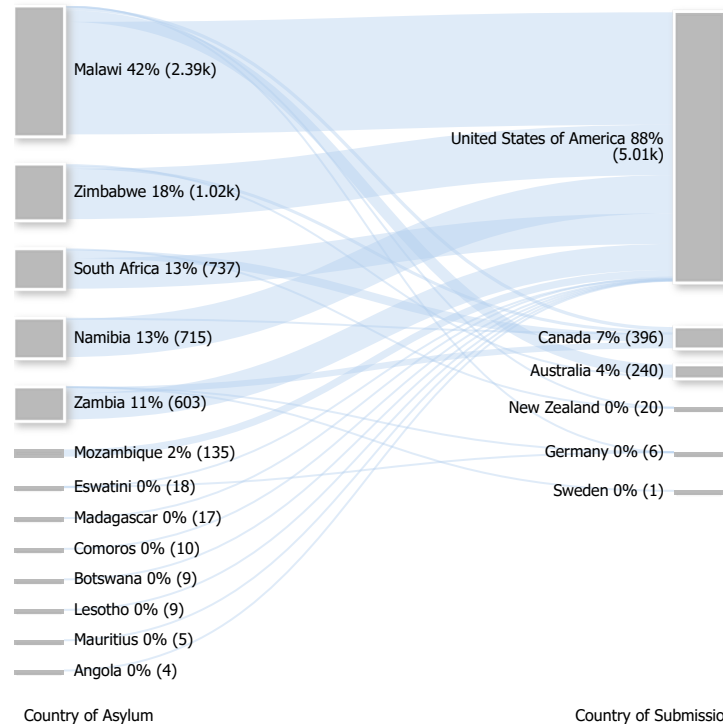


Submissions vs Quota per Resettlement Country



● Submissions ● Quota

Submissions to Resettlement Countries



Departures to Resettlement Countries

