

# SPAIN Weekly snapshot - Week 1 (30 Dec 2024 - 5 Jan 2025)

The charts below are based on figures from the Ministry of Interior and UNHCR estimates. All figures are provisional and subject to change

## Refugees & migrants: sea and land arrivals in week 1<sup>1</sup>



### Arrivals in Spain

**1,372**  
Arrivals as of 5 Jan 2025<sup>2</sup>

**+4%**  
Dif. 2024

**1,372**  
Sea Arrivals<sup>2</sup>  
Dif. 2024: **+5%**

**Land Arrivals<sup>2</sup>**  
Dif. 2024: **-100%**

**1,750**  
Arrivals Week 1<sup>1</sup>  
Dif. last week: **-24%**  
Dif. 2024: **-5%**

### Western Mediterranean

**161**  
Arrivals as of 5 Jan 2025<sup>2</sup>

**+13%**  
Dif. 2024

**161**  
Sea Arrivals<sup>2</sup>  
Dif. 2024: **+17%**

**Land Arrivals<sup>2</sup>**  
Dif. 2024: **-100%**

**325**  
Arrivals Week 1<sup>1</sup>  
Dif. last week: **+33%**  
Dif. 2024: **+62%**

### Northwest African maritime (Canary Islands)

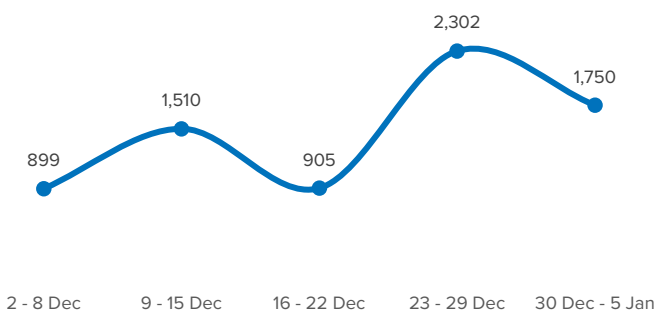
**1,211**  
Arrivals as of 5 Jan 2025<sup>2</sup>

**+3%**  
Dif. 2024

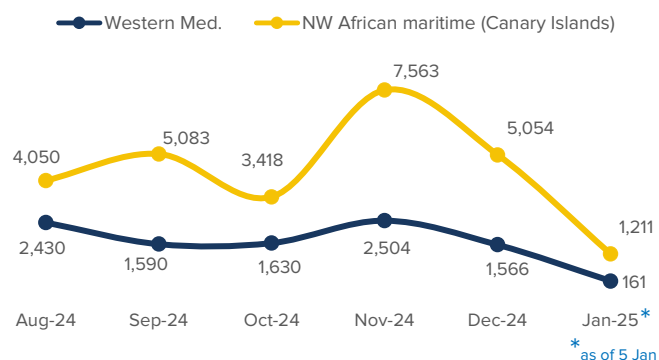
**1,211**  
Sea Arrivals<sup>2</sup>  
Dif. 2024: **+3%**

**1,425**  
Arrivals Week 1<sup>1</sup>  
Dif. last week: **-31%**  
Dif. 2024: **-13%**

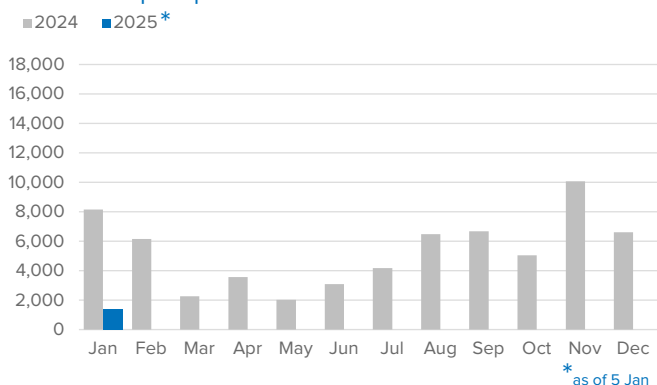
## Arrivals in Spain during the last five weeks<sup>1</sup>



## Arrivals in Spain by route during the last six months<sup>2</sup>



## Arrivals in Spain per month<sup>2</sup>



## Arrivals in Spain per year<sup>2</sup>

