UNHCR Representation in South Sudan

Population Overview of Refugees and Asylum-Seekers

Registration Summary

As of 31 December 2024, South Sudan hosts a total of 517,475 refugees (Ref.) and asylum-seekers (Asy.) across 129,184 households, including 514,795 registered refugees in 127,229 households and 2,680 asylum-seekers in 1,955 households. These populations are spread across 29 locations throughout the country.

The majority of refugees are Sudanese, constituting 95% (487,652 individuals) of the total refugee population. Other notable refugee groups include those from the Democratic Republic of the Congo (3%), Ethiopia (0.1%), the Central African Republic (0.1%), Eritrea (0.1%), and other nationalities.

Women and children account for a significant proportion of the refugee population, with 56% female and 84% women and children combined. Notably, 57% of refugees are children aged 0–17 years, while 40% fall within the 18–59 age group.

Geographically, Upper Nile and Unity States host the majority of refugees, accommodating 86% of the total refugee population.

Registered by Gender

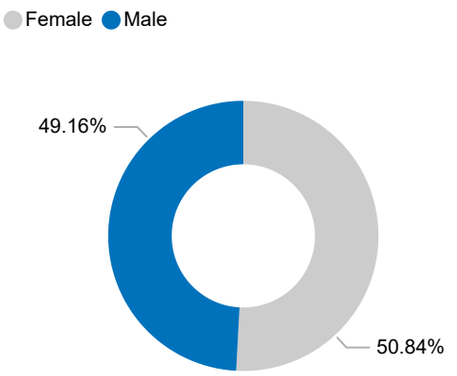

Registered by Age cohort and Gender

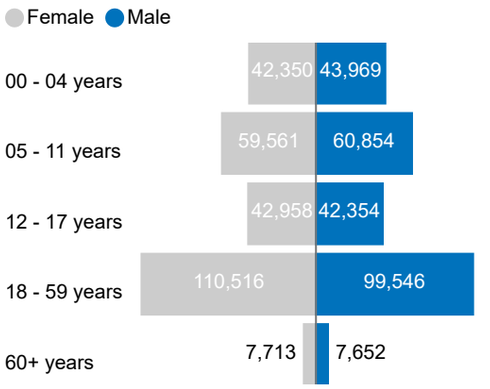

Key Figures: Total Refugee + Asylum-Seekers individuals and Total Refugee + Asylum-Seekers Household

517,475
Total Ref. & Asy. Indv

129,184
Total Ref. & Asy. HH

286,884
Total Enrollment (5 yrs Above)

Top 7 Refugees per Nationality

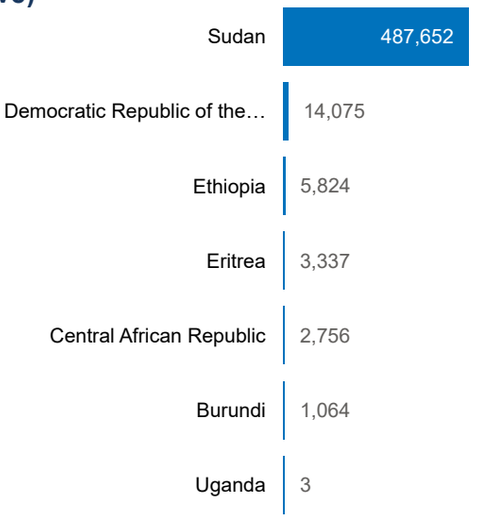

Top 7 Asylum-Seekers per Nationality

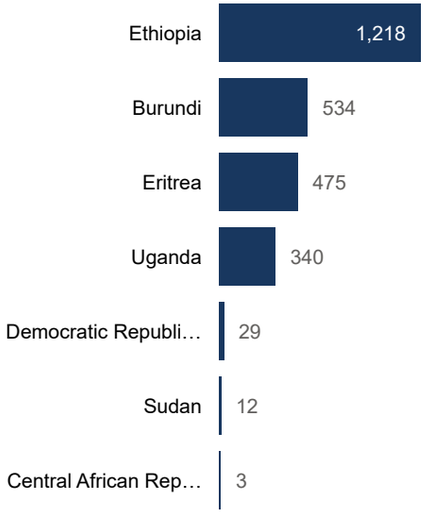

Population per Camp/Settlement

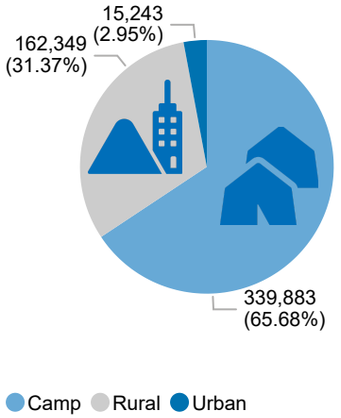

New Registration Trend Jan - Nov 2024

111,217 New Arrival

10,904 New Birth

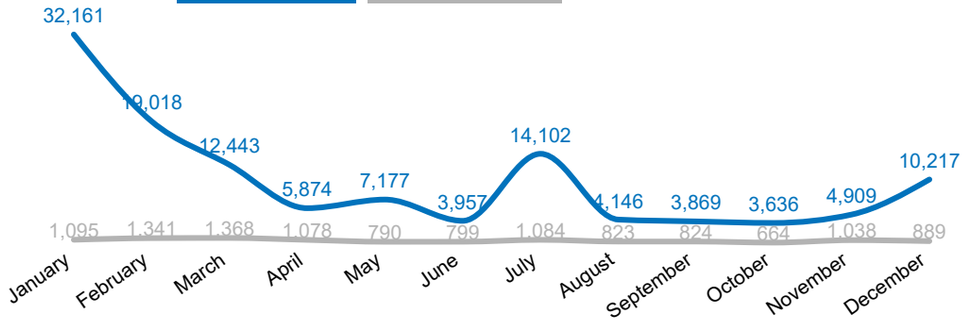

UNHCR Representation in South Sudan

Population Overview of Refugees and Asylum-Seekers

Top 18 Refugees per Location

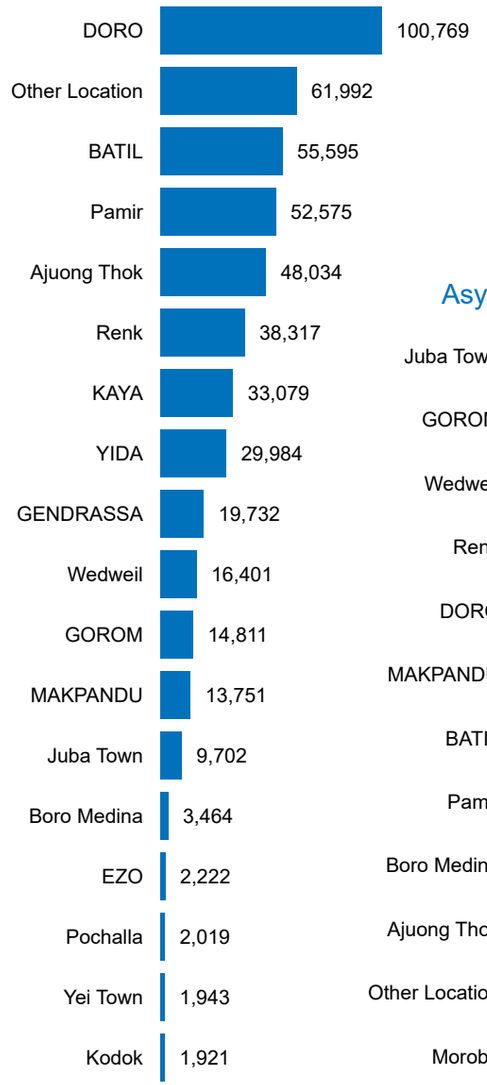

Asylum-Seekers per Location

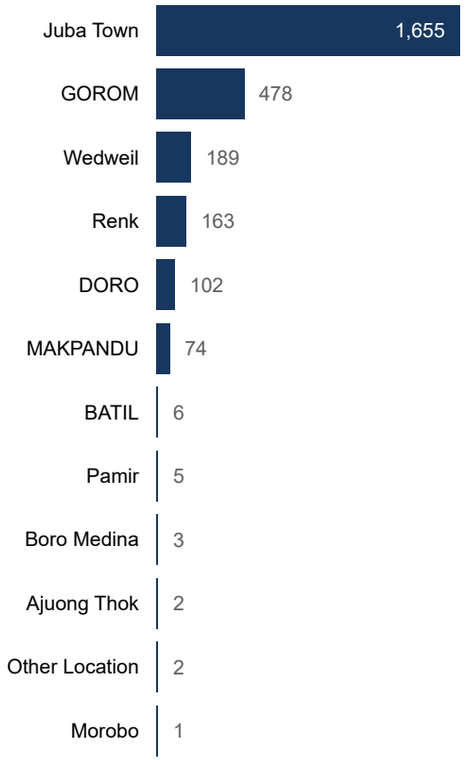

Map of South Sudan Showing Population of Refugees and Asylum-Seekers

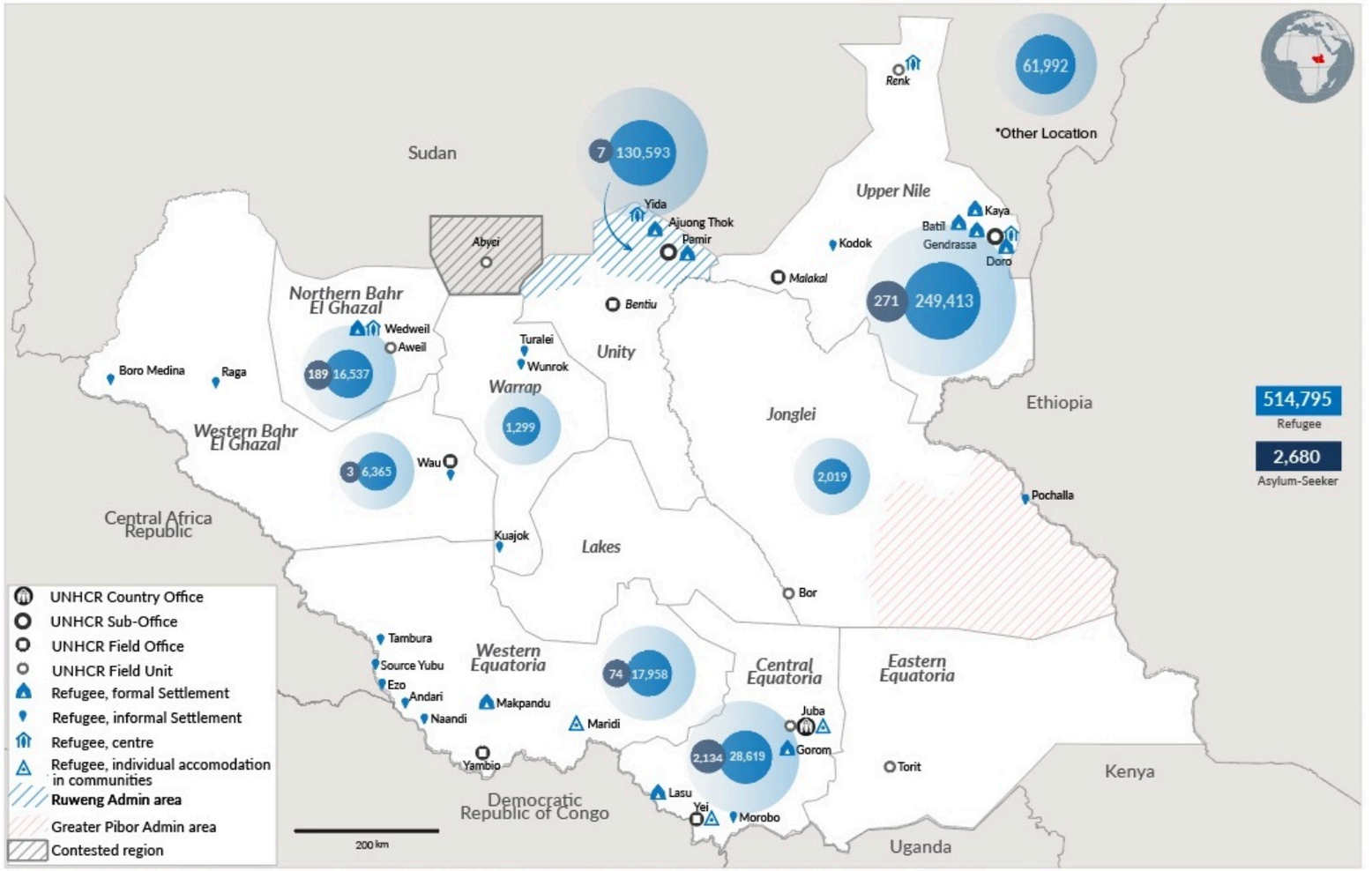

Note: *Other Location is the population which indicates the noshow figure a total of 62,024 individuals, during verification conducted in Renk on 2024.

The boundaries and names shown and designations used on this map does not imply official endorsement of or acceptance by the United Nations or UNHCR. Final boundary between the Republic of Sudan and the Republic of South Sudan and final status of Abyei area are not yet determined.

UNHCR Representation in South Sudan

Population Overview of Refugees and Asylum-Seekers

Highest Education Level

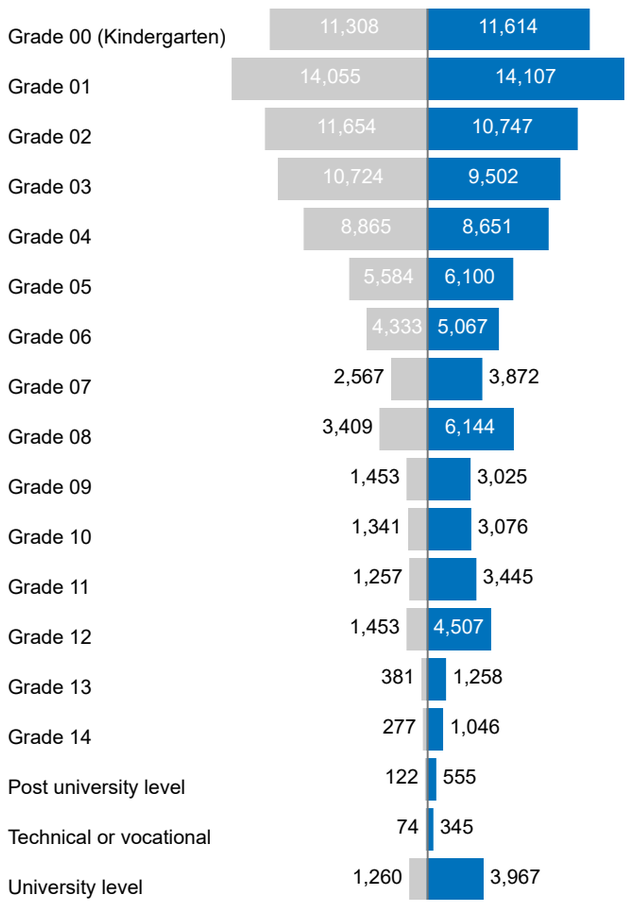

Persons with Specific Needs by Age and Gender

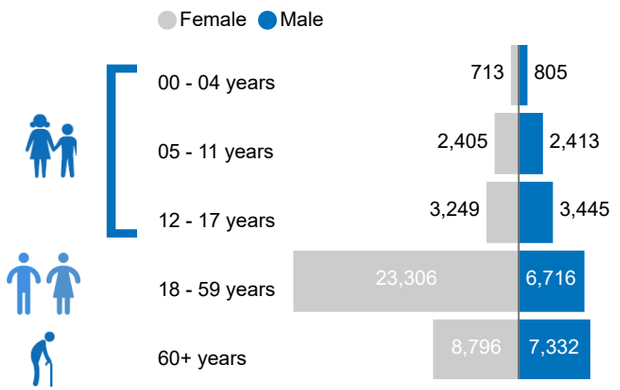

Top (10) Professional Skills

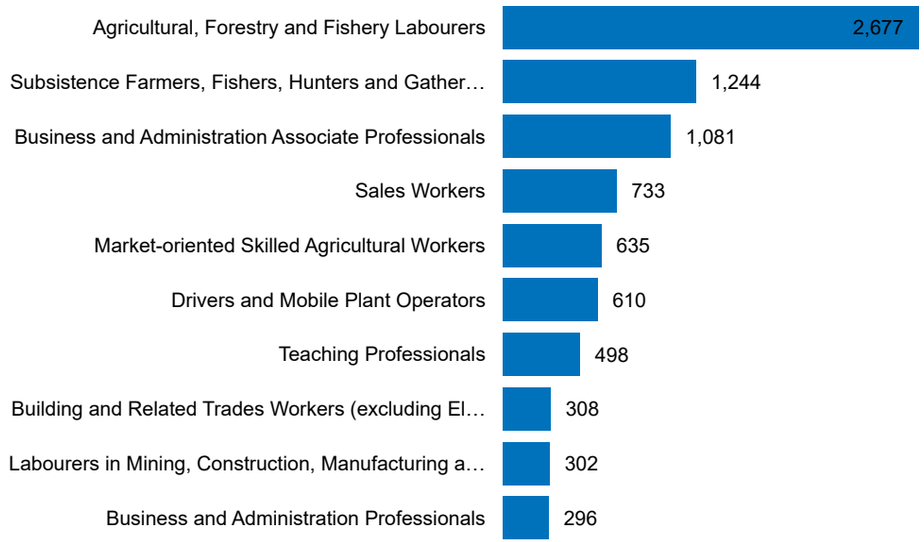

Marital Status

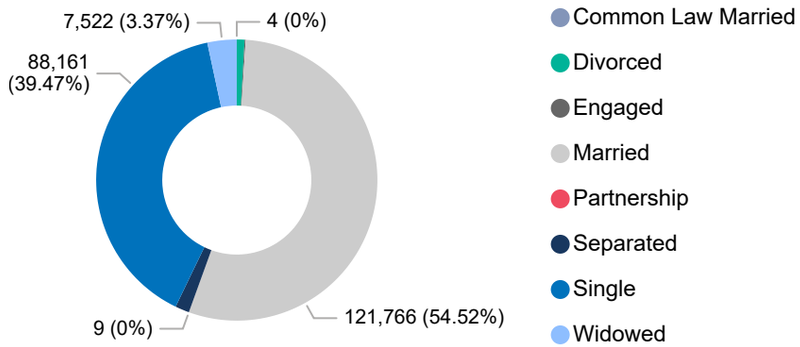

Top (7) Breakdown of Specific Needs

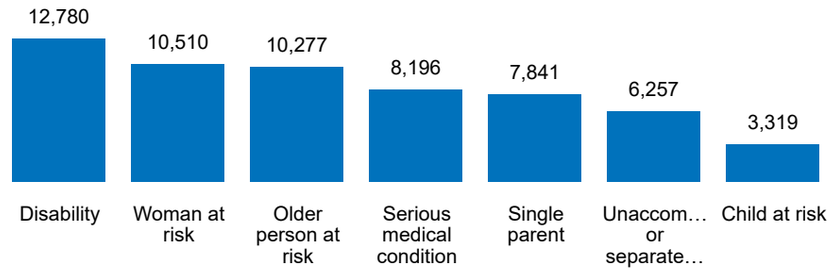

Socioeconomic Summary

Based on the 517,475 refugees and asylum-seekers registered, women outnumber men, most holding secondary education yet struggling to find work beyond subsistent farming and field labor. Young adults stand as the majority, grappling with the challenges of unemployment and single parenthood. This glimpse of their socio-economic profile hints at their resilience, with every statistic bearing witness to a life uprooted, yearning for the stability of formal employment and a secure future

* *Marital status and work experience is only applicable to registered individuals above 18 years.*

Publish Date: 05 Jan 2025

Source: proGres

Feedback: SSDJUODM@unhcr.org