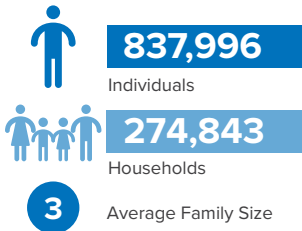


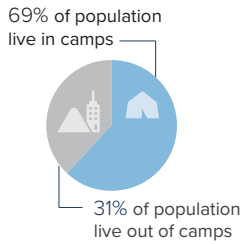
# Overview of Refugees and Asylum-seekers in Sudan

as of 31 December 2024

## Refugees and Asylum-seekers



## Population Distribution



## Persons With Disabilities



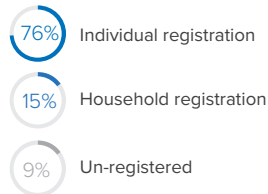
## \* Unaccompanied and Separated Children\*



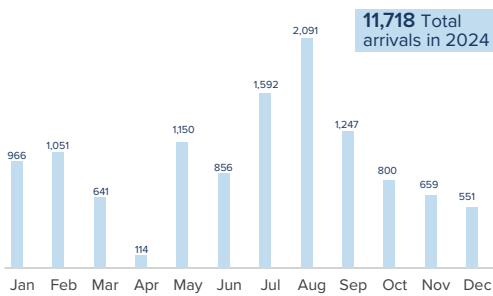
Despite the ongoing conflict that began in April 2023, Sudan continues to host a substantial number of refugees, totaling 837,966 as of December 31st, 2024. Most of these refugees are from South Sudan (73.2%), followed by Eritrea (15.8%), Ethiopia (8.3%). Among refugees, 266,149 self-relocated to safer areas within Sudan. While 3.2 million departed Sudan to neighboring countries, Sudan still remain a welcoming country of asylum, with 11,718 new arrivals in 2024, mainly from Eritrea, Ethiopia and South Sudan. 69% of the refugees are accommodated in camps, while the remaining 31% live outside of these facilities. 51% of the refugee population is female and 49% are male.

## Registration Status

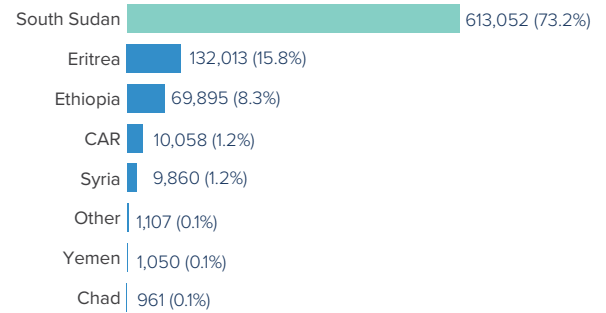
**636,265**  
Individuals registered



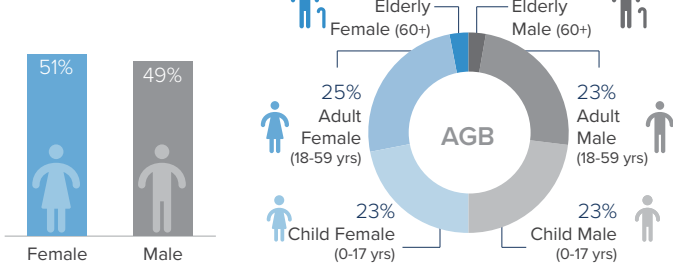
## New Arrivals Per Month (2024)



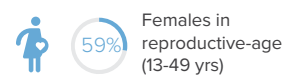
## Country of Origin



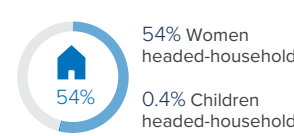
## Age-gender Breakdown<sup>2</sup>



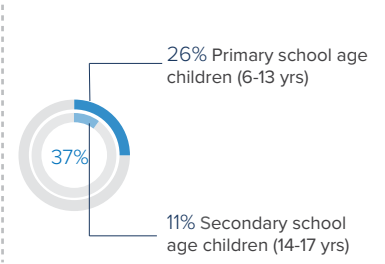
## Reproductive-age Women/Girls<sup>2</sup>



## Household Distribution<sup>2</sup>



## School-age Children<sup>2</sup>



<sup>2</sup> Population distribution statistics are based on registered individuals only.

\* Registration team conducted verification/revision exercise of UASC figures, all cases exceed 18 year old been excluded.

Sources: UNHCR, Commission of Refugees (CoR), UNICEF

