SOMALIA

Internal Displacements Monitored by Protection & Solutions Monitoring Network (PSMN)

December 2024

View the interactive dashboard here: http://prmn-somalia.unhcr.org/

TOTAL DISPLACEMENTS

53,000 in Dec | **552,000** (Jan - Dec 2024) | **2,949,000** (Jan - Dec 2023)

The UNHCR-led PSMN implemented in partnership with NRC reported **53,000** internal displacements in the month of December 2024. Out of these, **32,000** were caused by conflict or insecurity, **3,000** were dispaced by climate-related shock (drought & floods). Approximately **18,000** were displaced due to other reasons

(in thousands)

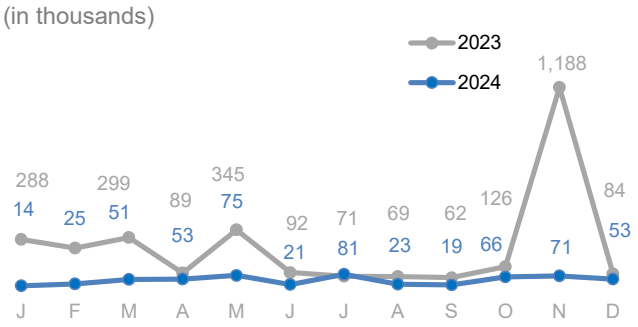

BY REGION (Jan - Dec 2024)

	DEP	ARR
Awdal	1,240	1,240
Bakool	22,520	14,780
Banadir	4,460	45,540
Bari	21,790	29,650
Bay	61,810	38,410
Galgaduud	5,150	13,600
Gedo	112,100	128,240
Hiraan	72,210	69,630
Lower Juba	61,920	70,050
Lower Shabelle	35,500	7,480
Middle Juba	29,430	32,950
Middle Shabelle	18,850	9,040
Mudug	48,270	33,930
Nugaal	10,050	12,800
Sanaag	6,800	1,780
Sool	6,940	8,350
Togdheer	32,350	33,590
Woq. Galbeed	230	530

BY DISTRICT (Jan - Dec 2024)

DEPARTURE

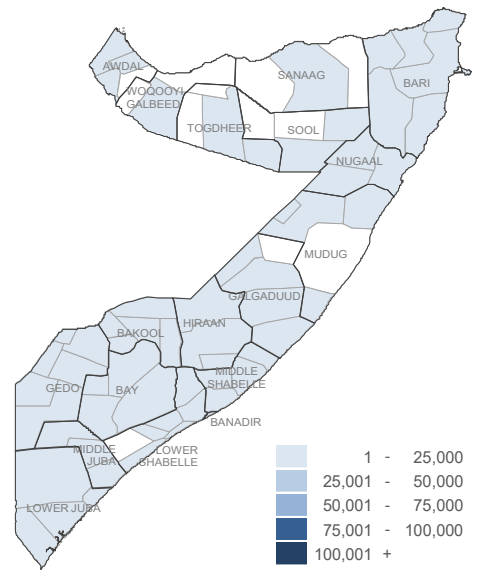

ARRIVAL

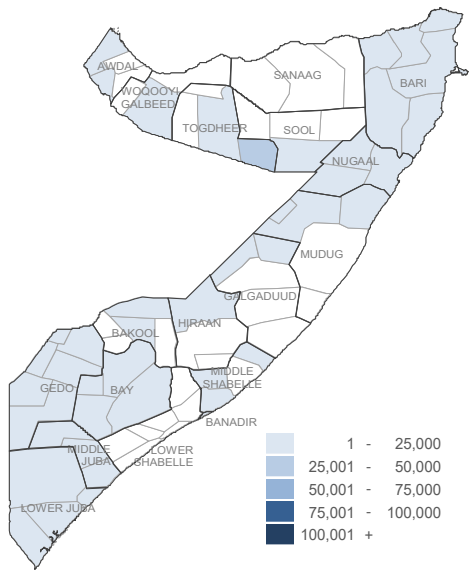

CONFLICT / INSECURITY DISPLACEMENTS

32,000 in Dec | **291,000** (Jan - Dec 2024) | **654,000** (Jan - Dec 2023)

Major displacement arrivals in December 2024 due to Conflict/Insecurity occurred in **Gaalkacyo** (11000) and **Banadir** (5000) districts.

Major displacement departures related to Conflict/Insecurity also occured in **Gaalkacyo** (23000) in Mudug region.

(in thousands)

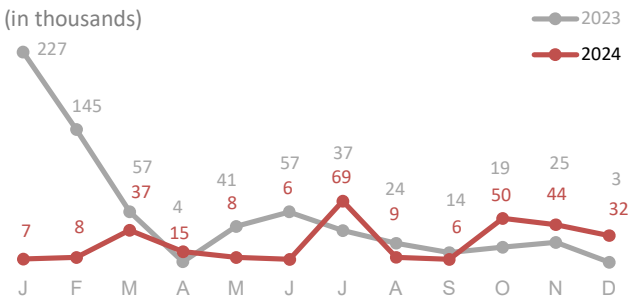

BY REGION (Jan - Dec 2024)

	DEP	ARR
Awdal		
Bakool	12,810	7,760
Banadir	1,230	31,160
Bari	670	3,140
Bay	22,200	13,180
Galgaduud	3,580	12,230
Gedo	87,080	103,230
Hiraan	6,270	4,080
Lower Juba	33,750	40,080
Lower Shabelle	23,830	5,760
Middle Juba	23,910	13,550
Middle Shabelle	9,980	3,950
Mudug	29,430	15,640
Nugaal	150	3,360
Sanaag	4,550	200
Sool	1,650	4,720
Togdheer	28,910	28,720
Woq. Galbeed		

BY DISTRICT (Jan - Dec 2024)

DEPARTURE

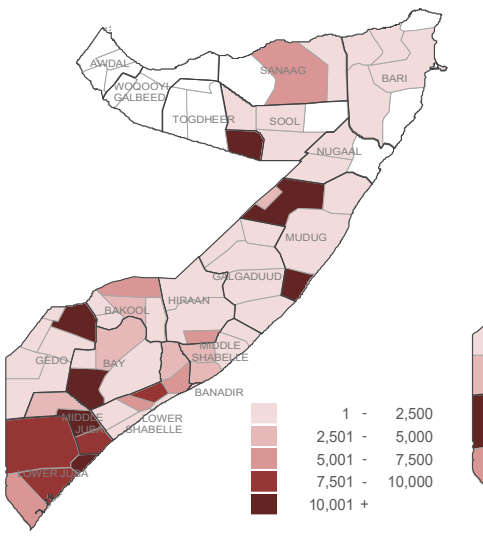

ARRIVAL

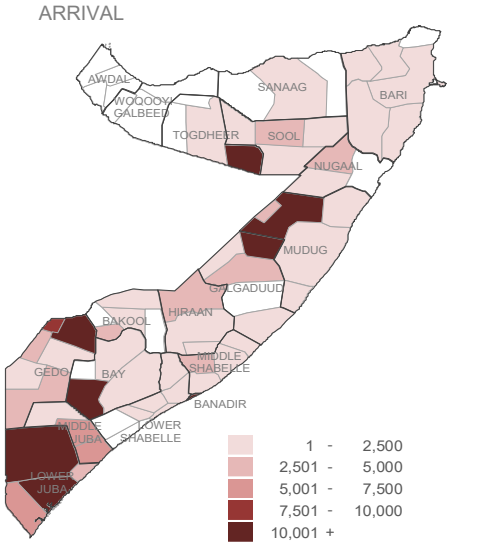

DROUGHT RELATED DISPLACEMENTS

2,000 in Dec | **8,000** (Jan - Dec 2024) | **529,000** (Jan - Dec 2023)

The highest displacement arrivals due to drought in November occurred in **Laas Caanood**, (350) **Banadir** (250) and **Ceel Barde** (250) districts.

Major diplacement departures owing to drought also occurred in **Laas Caanood** (600) and **Banadir** (250) dictricts.

(in thousands)

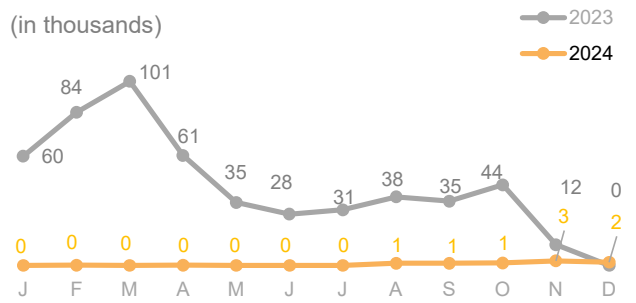

BY REGION (Jan - Dec 2024)

	DEP	ARR
Awdal		
Bakool	562	250
Banadir	25	493
Bari	825	1,091
Bay	248	9
Galgaduud	573	552
Gedo	20	
Hiraan	585	1,361
Lower Juba	61	28
Lower Shabelle	663	
Middle Juba	13	9
Middle Shabelle	284	146
Mudug	569	479
Nugaal	58	
Sanaag	206	294
Sool	3,291	1,461
Togdheer	502	2,312
Woq. Galbeed		

BY DISTRICT (Jan - Dec 2024)

DEPARTURE

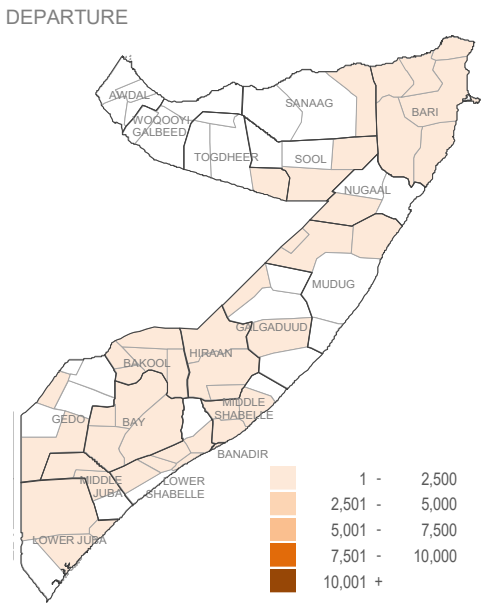

ARRIVAL

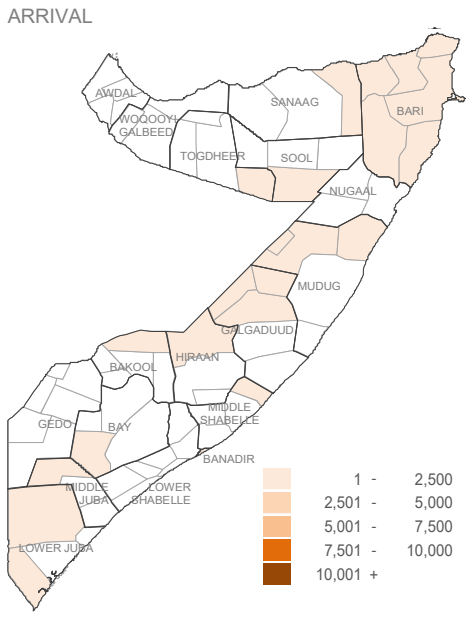

FLOOD DISPLACEMENTS

1,000 in Dec | **142,000** (Jan - Dec 2024) | **1,697,600** (Jan - Dec 2023)

Major displacement arrivals in December owing to floods were recorded in **Banadir** (800) district.

Major displacement departures due to floods occurred in **Afgooye** (1100) district in Lower Shabelle region.

(in thousands)

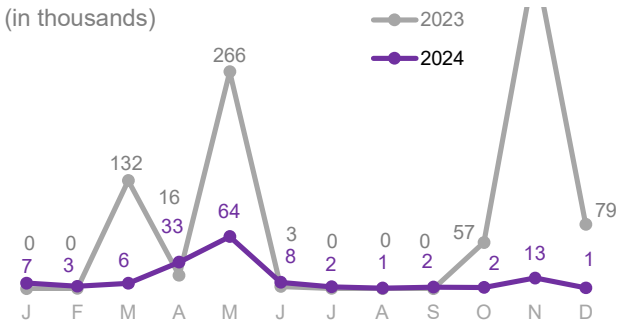

BY REGION (Jan - Dec 2024)

	DEP	ARR
Awdal	330	330
Bakool	850	10
Banadir	750	8,580
Bari	530	920
Bay	13,750	8,430
Galgaduud		
Gedo	15,350	16,510
Hiraan	62,080	61,930
Lower Juba	27,050	28,280
Lower Shabelle	5,750	490
Middle Juba	4,410	8,490
Middle Shabelle	7,110	4,180
Mudug	2,180	2,180
Nugaal	1,710	1,710
Sanaag	230	20
Sool		
Togdheer		
Woq. Galbeed	30	30

PRIORITY NEED ON ARRIVAL (Dec in %)

	Food	Water	Shelter	Health	Protection	Livelihood	Humanitarian Aid	Transport	Other
Awdal	83		17						
Bakool	100								
Banadir	67	19	5	9					
Bari	57		42	1					
Bay	99		1						
Galgaduud	41		59						
Gedo	100								
Hiraan	100								
Lower Juba	77	1	11	12					
Lower Shabelle	32			68					
Middle Juba	98	2							
Middle Shabelle	69		31						
Mudug	92		4	4					
Nugaal	25	1	7	47				21	
Sanaag									
Sool	99	1							
Togdheer	5	84	10						
Woq. Galbeed			100						

AGE & GENDER (2024)

Female	Age	Male
14%	0-4	13%
11%	5-11	13%
9%	12-17	10%
15%	18-59	11%
1%	60+	3%

Women & chidren **86%**

Disaggregated data for displaced persons are based on those displacement reports where data has been collected at household level during the year.

NEED

Food	Protection
Water	Livelihood
Shelter	Humanitarian Aid
Health	Transport
Other	

About PRMN

The PSMN (Protection & Solutions Monitoring Network) is a UNHCR-led project which identifies and reports on displacements (including returns) of populations in Somalia. The network also identifies and reports on protection risks and incidents underlying such movements. Only figures collected by PSMN are reported above. Not all displacements in Somalia are captured. This dashboard should be read in conjunction with the Notes on PSMN Methodology (https://data2.unhcr.org/en/documents/details/53888) which outline the approach and certain limitations. The figures shown are for numbers of individuals and are based on interviews with key informants and/or displaced hoseholds at destination (unless otherwise noted). Further information and datasets available on request use contact below.

Partner

NRC NORWEGIAN REFUGEE COUNCIL

UNHCR is grateful for the generous contributions of donors who have directly contributed to the UNHCR Somalia operation in 2024