Aegean Islands Weekly Snapshot

Sea arrivals

This week, the Aegean islands saw 590 arrivals, an increase from last week's 416.
The average of the daily arrivals on the Aegean islands for this week is 84.

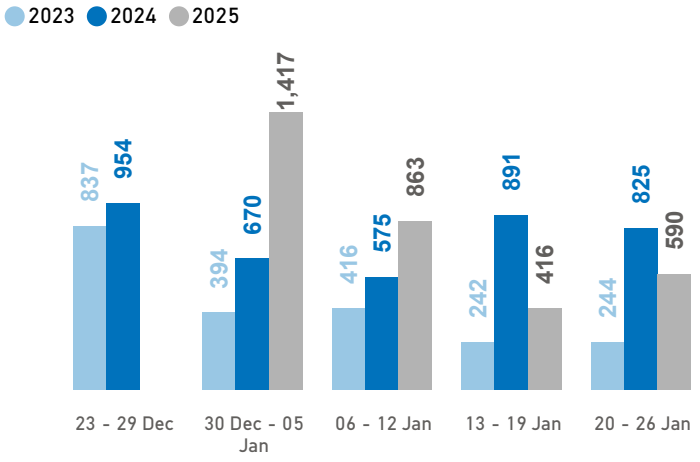

Entry Points

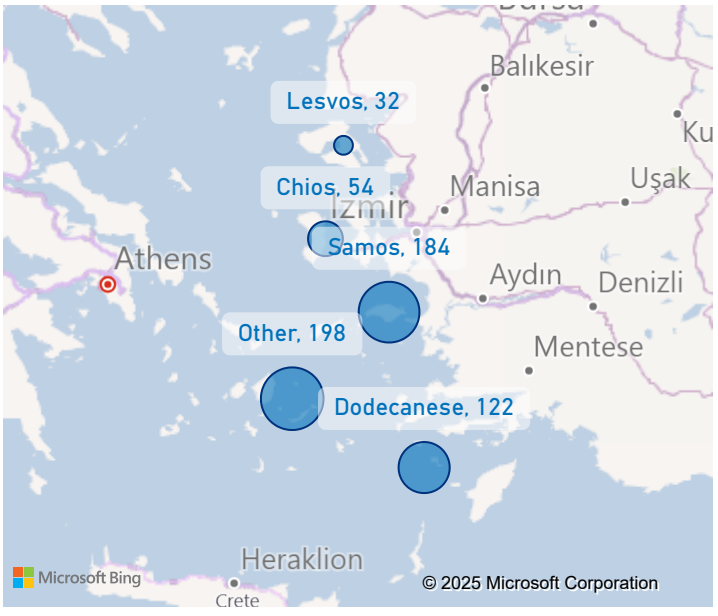

Population in the CCACs

Currently, 11,304 refugees and migrants reside in the Closed Controlled Access Center(s).

Most of them are from Afghanistan (46%), Syria (27%) and Egypt (11%). Men account for 44% of the population, women for 20% and children for 36%.

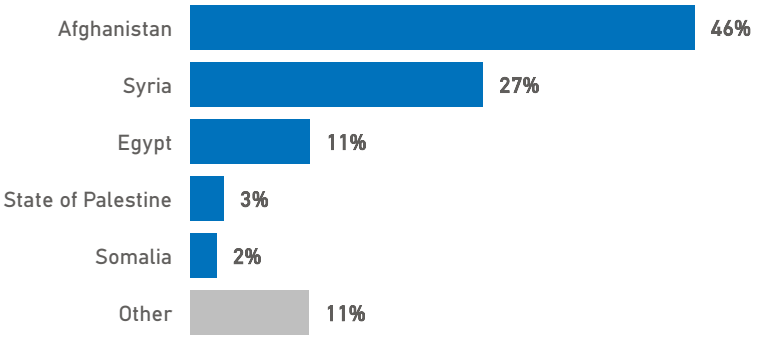

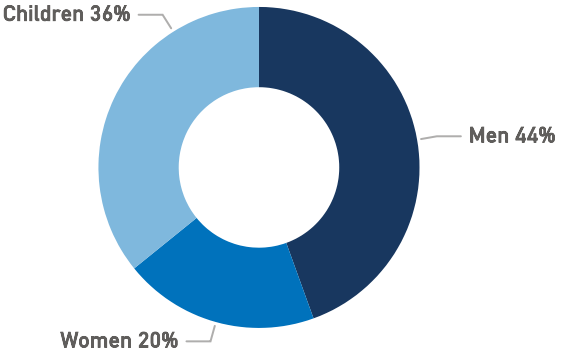

Population on the Islands

There are 12,260 refugees and migrants on the Aegean islands. Out of this total, 11,304 reside at the CCACs and 274 are hosted in other facilities. UNHCR estimates that there are also 682 self-accommodated in the islands.

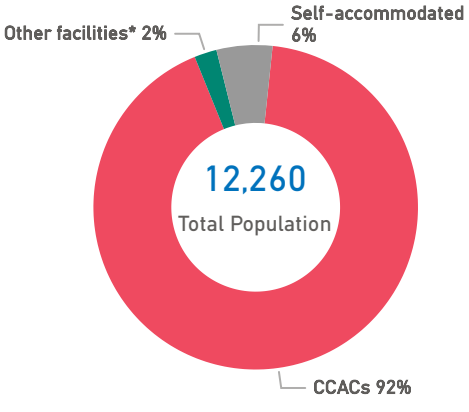

Departures

This week, 851 refugees and migrants departed from the Aegean islands to the mainland.

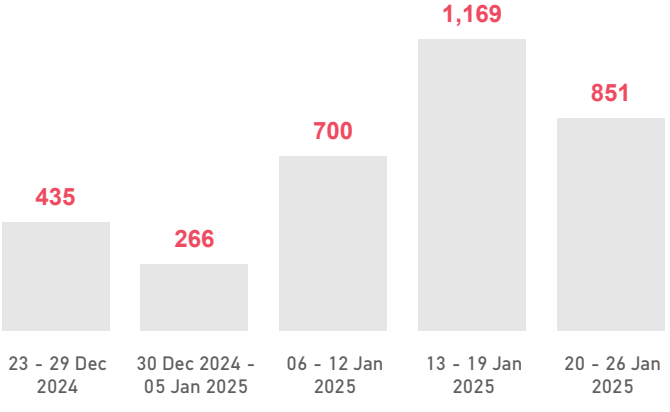

Published on 13/02/2025

more information: UNHCR Operational Portal - Greece

***Other facilities** include shelters for unaccompanied children, detention facilities, etc.

Refugees and migrants includes asylum-seekers, beneficiaries of international protection and people out of the asylum procedure.

Departures to the mainland mainly include: i) transfers in the context of IOM Assisted Voluntary Return and Reintegration programme, ii) transfers of unaccompanied children to State-run facilities, iii) organized transfers supported by the government, including controlled facilities for temporary accommodation of asylum-seekers in the mainland/sites, and iv) those who depart on their own means.

Data Sources: Population data - Partial Data from the Government and other sources; Arrivals/Departures - Hellenic Police, Hellenic Coastguard

Figures are subject to future adjustment based on consolidated figures provided by the authorities. Percentages may not add up to 100 due to rounding and slightly differ between the text and graphs.

The boundaries, the names shown and the designations used on the map do not imply official endorsement or acceptance by the United Nations.

Lesvos Weekly Snapshot

Sea arrivals

This week, Lesvos saw 32 arrivals, a decrease from last week's 54.

The average of the daily arrivals on Lesvos for this week is 5.

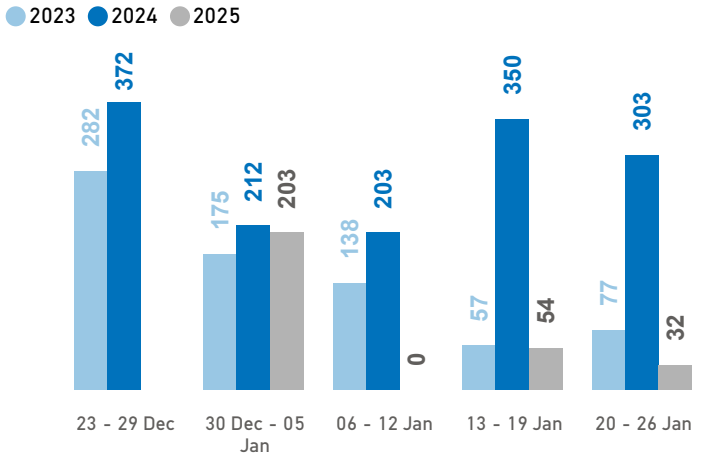

Entry Points

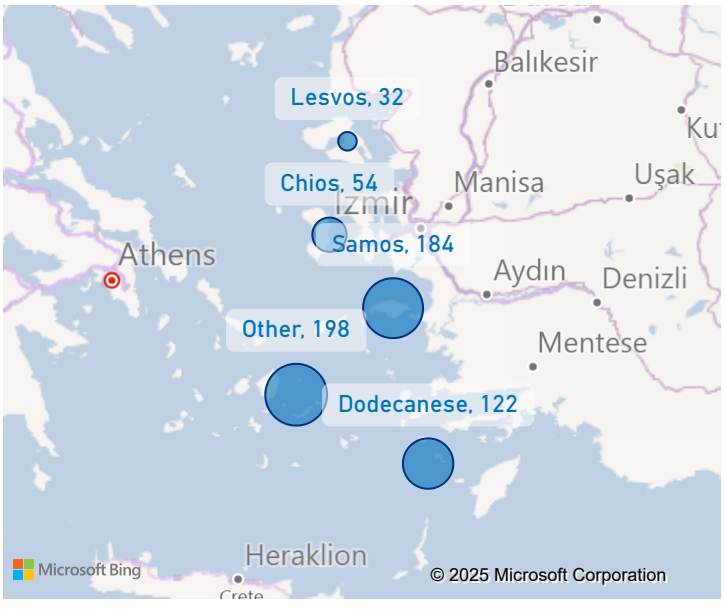

Population in the CCAC

Currently, 3,197 refugees and migrants reside in the Closed Controlled Access Center.

Most of them are from Afghanistan (66%), Syria (15%) and Somalia (3%). Men account for 39% of the population, women for 25% and children for 36%.

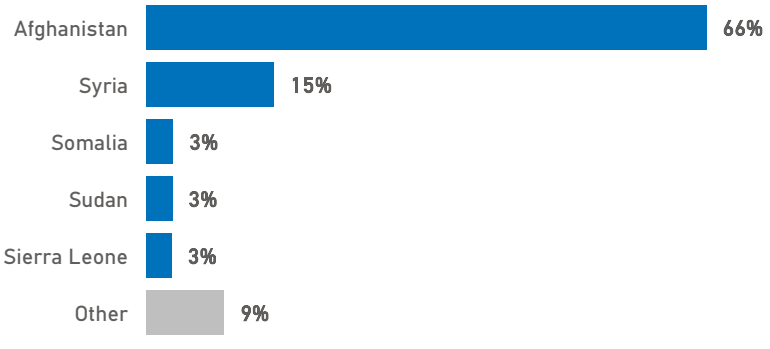

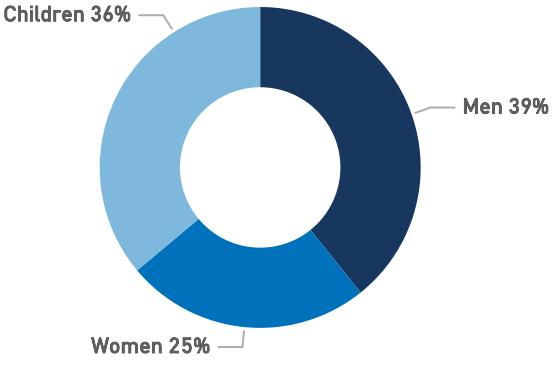

Population on the Island

There are 3,572 refugees and migrants on Lesvos. Out of this total, 3,197 reside at the CCAC and 156 are hosted in other facilities. UNHCR identified 219 self-accommodated refugees in the island up to this date.

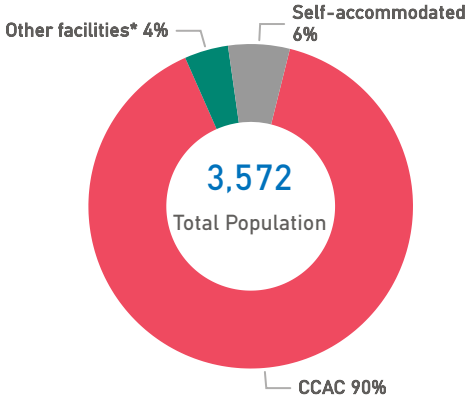

Departures

This week, 289 refugees and migrants departed from Lesvos to the mainland.

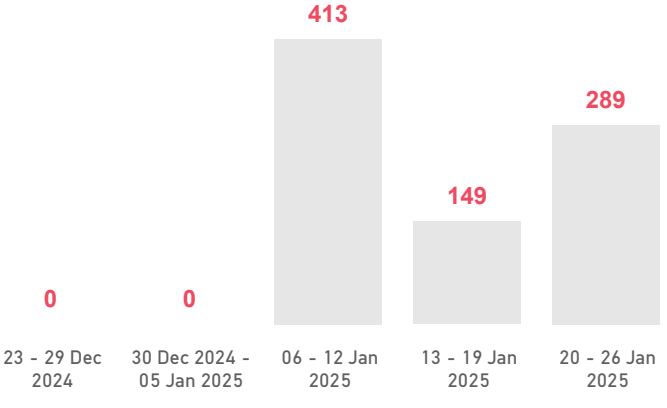

Published on 13/02/2025

more information: UNHCR Operational Portal - Greece

***Other facilities** include shelters for unaccompanied children, detention facilities, etc.

Refugees and migrants includes asylum-seekers, beneficiaries of international protection and people out of the asylum procedure.

Departures to the mainland mainly include: i) transfers in the context of IOM Assisted Voluntary Return and Reintegration programme, ii) transfers of unaccompanied children to State-run facilities, iii) organized transfers supported by the government, including controlled facilities for temporary accommodation of asylum-seekers in the mainland/sites, and iv) those who depart on their own means.

Data Sources: Population data - Partial Data from the Government and other sources; Arrivals/Departures - Hellenic Police, Hellenic Coastguard

Figures are subject to future adjustment based on consolidated figures provided by the authorities. Percentages may not add up to 100 due to rounding and slightly differ between the text and graphs.

The boundaries, the names shown and the designations used on the map do not imply official endorsement or acceptance by the United Nations.

Chios Island Weekly Snapshot

Sea arrivals

This week, Chios island saw 54 arrivals, a decrease from last week's 68.

The average of the daily arrivals on Chios island for this week is 8.

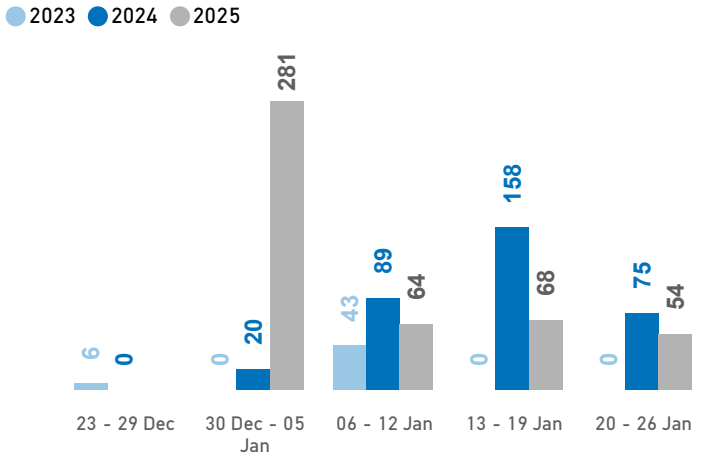

Entry Points

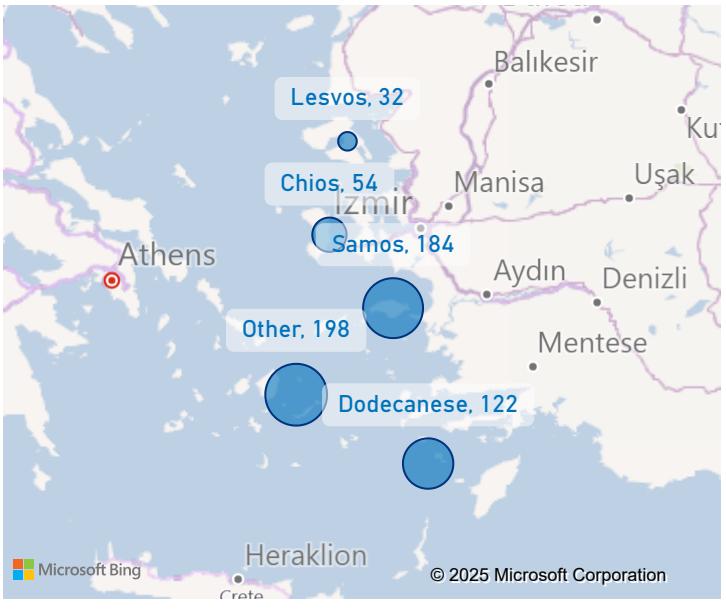

Population in the CCAC

Currently, 1,069 refugees and migrants reside in the Closed Controlled Access Center.

Most of them are from Afghanistan (64%), Somalia (11%) and Syria (7%). Men account for 45% of the population, women for 23% and children for 32%.

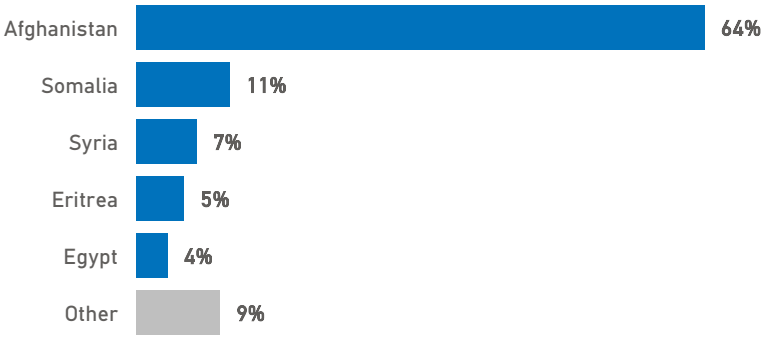

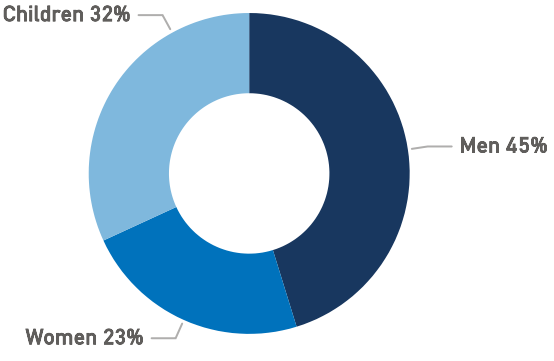

Population on the Island

There are 1,191 refugees and migrants on Chios island. Out of this total, 1,069 reside at the CCAC and 18 are hosted in other facilities. UNHCR estimates that there are also 104 self-accommodated in the island.

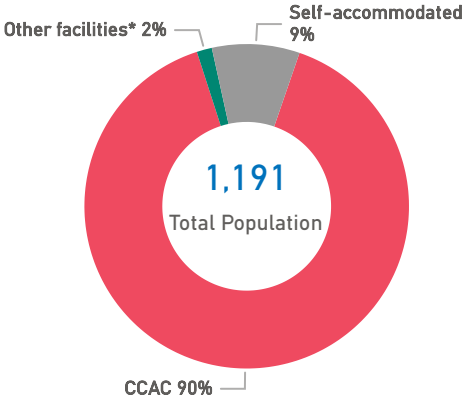

Departures

This week, 40 refugees and migrants departed from Chios island to the mainland

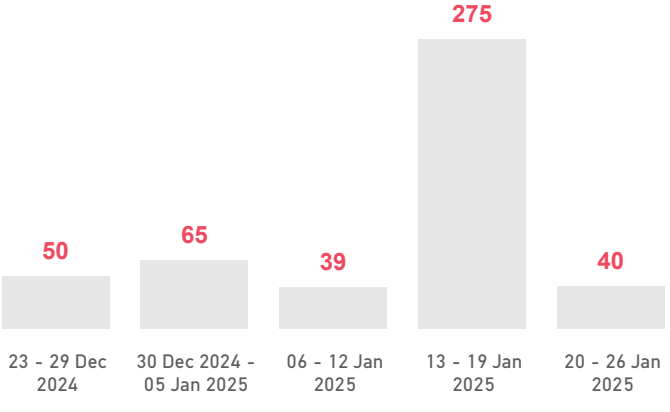

Published on 13/02/2025

more information: UNHCR Operational Portal - Greece

***Other facilities** include shelters for unaccompanied children, detention facilities, etc.

Refugees and migrants includes asylum-seekers, beneficiaries of international protection and people out of the asylum procedure.

Departures to the mainland mainly include: i) transfers in the context of IOM Assisted Voluntary Return and Reintegration programme, ii) transfers of unaccompanied children to State-run facilities, iii) organized transfers supported by the government, including controlled facilities for temporary accommodation of asylum-seekers in the mainland/sites, and iv) those who depart on their own means.

Data Sources: Population data - Partial Data from the Government and other sources; Arrivals/Departures - Hellenic Police, Hellenic Coastguard

Figures are subject to future adjustment based on consolidated figures provided by the authorities. Percentages may not add up to 100 due to rounding and slightly differ between the text and graphs.

The boundaries, the names shown and the designations used on the map do not imply official endorsement or acceptance by the United Nations.

UNHCR The UN Refugee Agency Greece

20 - 26 Jan 2025

Samos* Weekly Snapshot

*(*including Ikaria, Agathonisi and Fournoi islands)*

Sea arrivals

This week, Samos and neighbouring islands (Ikaria, Agathonisi and Fournoi) saw 184 arrivals, a decrease from last week's 198.

The average of the daily arrivals on Samos and neighbouring islands for this week is 26.

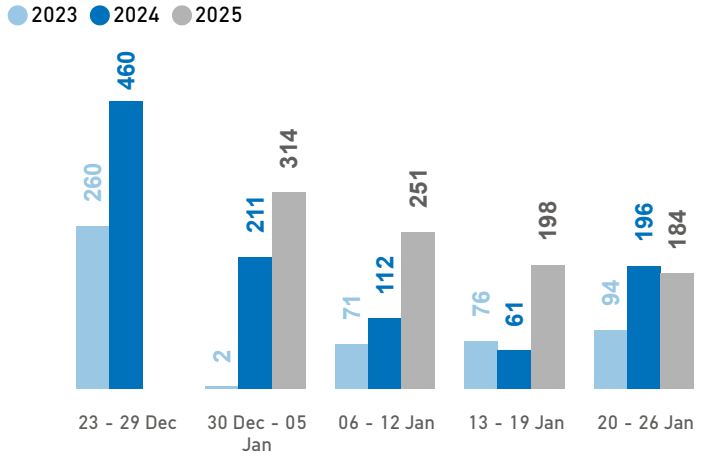

Entry Points

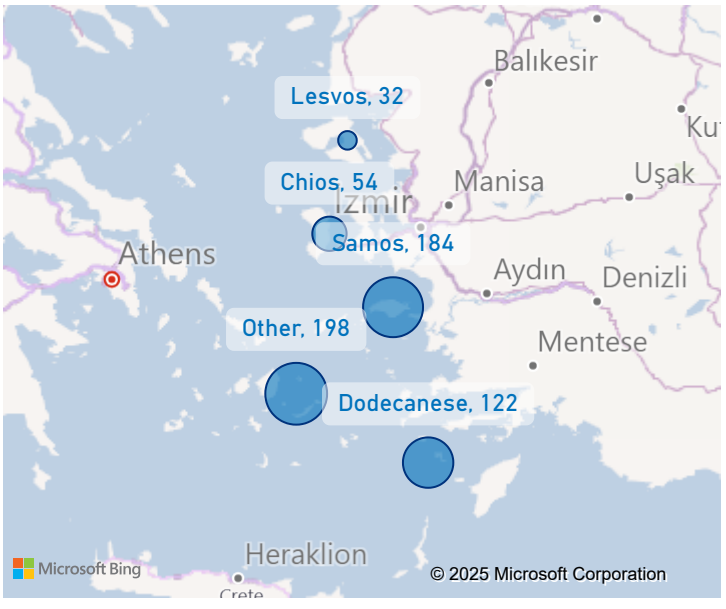

Population in the CCAC

Currently, 3,985 refugees and migrants reside in the Closed Controlled Access Center.

Most of the registered population are from Afghanistan (40%), Syria (35%) and Egypt (13%). Men account for 42% of the population, women for 18% and children for 40%.

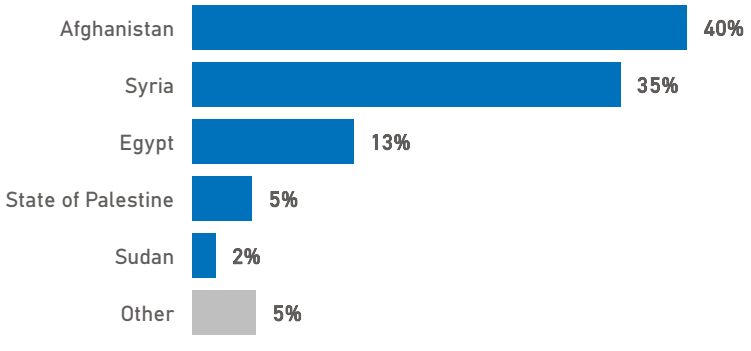

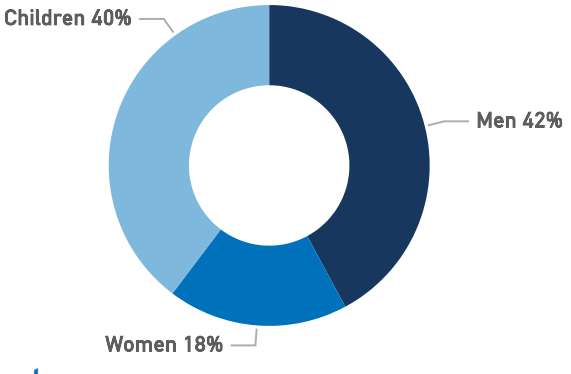

Population on Samos Island

There are 4,016 refugees and migrants on Samos island. Out of this total, the 3,985 reside at the CCAC and 12 are hosted in other facilities. UNHCR estimates that there are also 19 self-accommodated in the island.

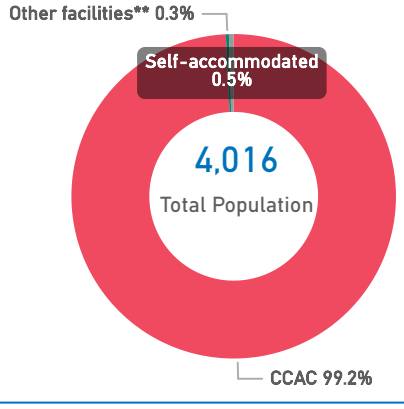

Departures

This week, 351 refugees and migrants departed from Samos island to the mainland.

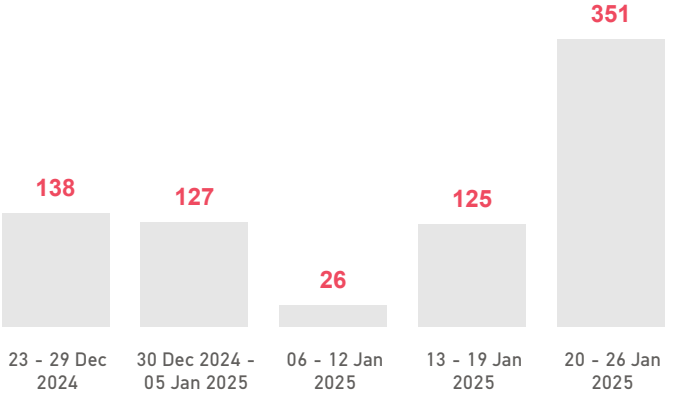

Published on 13/02/2025

more information: UNHCR Operational Portal - Greece

Other facilities include shelters for unaccompanied children, detention facilities, etc.

Refugees and migrants includes asylum-seekers, beneficiaries of international protection and people out of the asylum procedure.

Departures to the mainland mainly include: i) transfers in the context of IOM Assisted Voluntary Return and Reintegration programme, ii) transfers of unaccompanied children to State-run facilities, iii) organized transfers supported by the government, including controlled facilities for temporary accommodation of asylum-seekers in the mainland/sites, and iv) those who depart on their own means.

Data Sources: Population data - Partial Data from the Government and other sources; Arrivals/Departures - Hellenic Police, Hellenic Coastguard

Figures are subject to future adjustment based on consolidated figures provided by the authorities. Percentages may not add up to 100 due to rounding and slightly differ between the text and graphs.

The boundaries, the names shown and the designations used on the map do not imply official endorsement or acceptance by the United Nations.

Dodecanese Islands Weekly Snapshot

Sea arrivals

This week, the Dodecanese islands saw 122 arrivals, an increase from last week's 62.

The average of the daily arrivals on the Dodecanese islands for this week is 17.

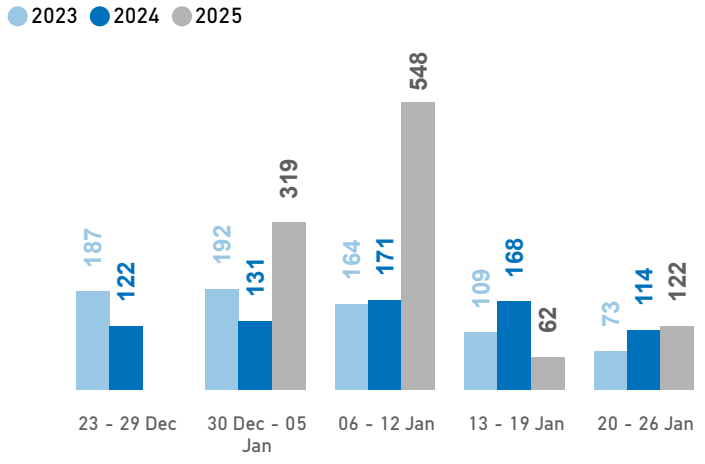

Entry Points

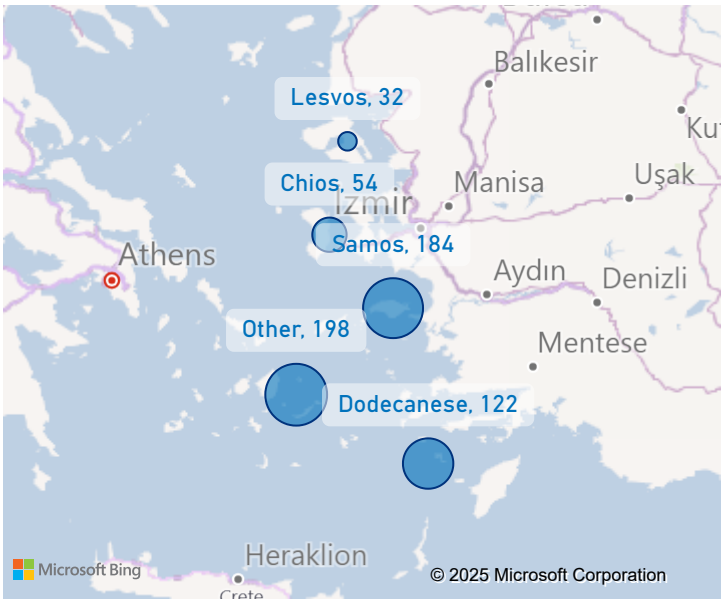

Population in Kos CCAC and Leros CCAC

Currently, 3,053 refugees and migrants reside in Kos CCAC and Leros CCAC.

Most of them are from Syria (36%), Afghanistan (25%) and Egypt (22%). Men account for 48% of the population, women for 18% and children for 34%.

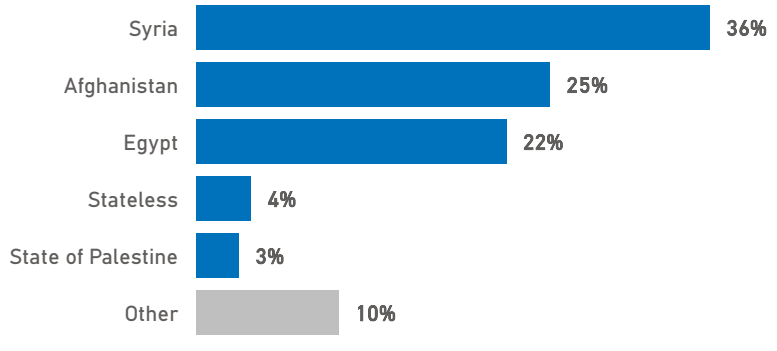

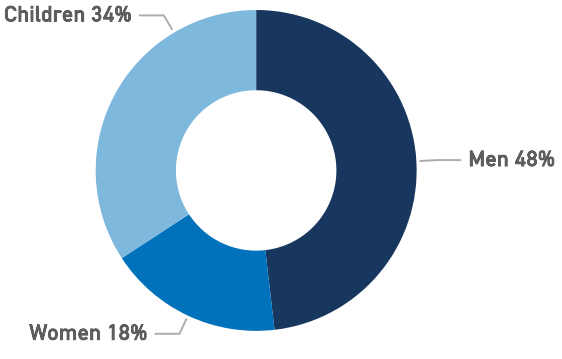

Population on the Dodecanese Islands

There are 3,360 refugees and migrants on the Dodecanese islands. Out of this total, 1,222 reside at the CCAC in Kos, and 1,831 at the CCAC Leros. In Kos, an estimated 240 people are self-accommodated and an additional 17 are hosted in other facilities, while in Leros, an estimated 50 people are self-accommodated, with an additional 0 being hosted in other facilities.

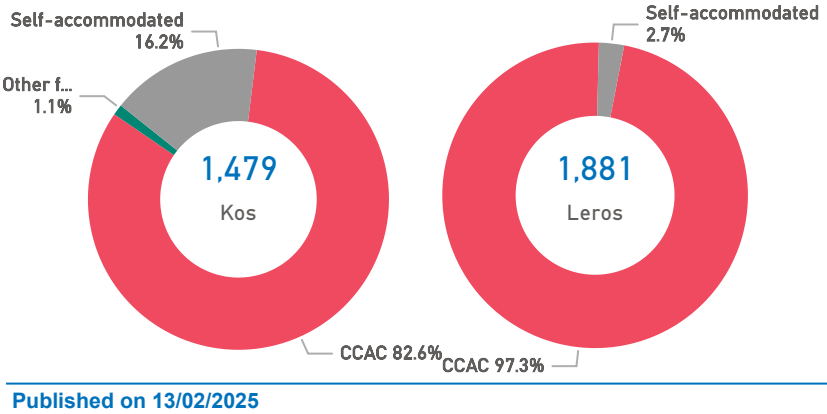

Departures

This week, 171 refugees and migrants departed from the Dodecanese islands to the mainland.

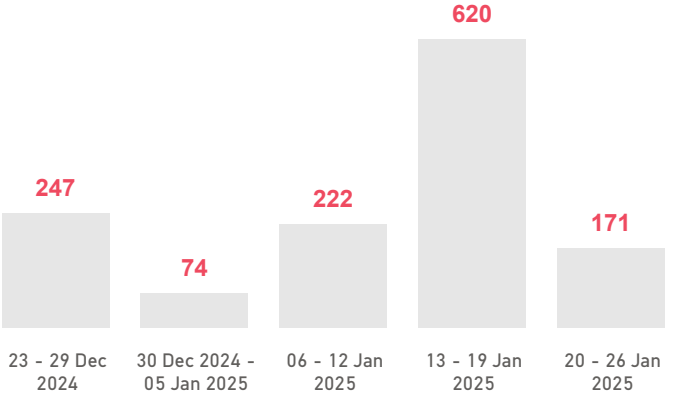

Published on 13/02/2025

more information: UNHCR Operational Portal - Greece

***Other facilities** include shelters for unaccompanied children, detention facilities, etc.

Refugees and migrants includes asylum-seekers, beneficiaries of international protection and people out of the asylum procedure.

Departures to the mainland mainly include: i) transfers in the context of IOM Assisted Voluntary Return and Reintegration programme, ii) transfers of unaccompanied children to State-run facilities, iii) organized transfers supported by the government, including controlled facilities for temporary accommodation of asylum-seekers in the mainland/sites, and iv) those who depart on their own means.

Data Sources: Population data - Partial Data from the Government and other sources; Arrivals/Departures - Hellenic Police, Hellenic Coastguard

Figures are subject to future adjustment based on consolidated figures provided by the authorities. Percentages may not add up to 100 due to rounding and slightly differ between the text and graphs.

The boundaries, the names shown and the designations used on the map do not imply official endorsement or acceptance by the United Nations.