3RP
REGIONAL REFUGEE
& RESILIENCE PLAN

2025 Regional Strategic Overview

Summary Document
ADVANCED VERSION

For additional information:

@3RPsyria

www.3RPsyriacrisis.org

Cover Photo by WFP Lebanon

ABOUT THE 3RP

The Regional Refugee and Resilience Plan

is a strategic coordination, planning, advocacy, fundraising and programming platform with around **230** humanitarian and development partners across four countries.

has **channeled over US$ 25 billion** since its inception in 2015.

is a **regionally coherent plan** that adopts a tailored approach to bring out country-specific needs and priorities.

consists of **one regional plan and four standalone country chapters**, which align with existing government-led national response plans (e.g., JRP and LRP).

is centered on national leadership and capacities to achieve resilience for all, guided by the principle of 'leaving no one behind'.

is at the forefront of many **programmatic innovations in support of national and local systems**, using technology to increase efficiency and effectiveness, and supporting the self-reliance of refugees and host communities.

Overview: 2025 Response

Population Targeted in 2025

5,824,637
Total Refugees, Asylum Seekers, and Stateless Persons



5,784,698
Total Host Community Members

Country Breakdown	Türkiye	Lebanon	Jordan	Egypt	Syria* (Influx from Lebanon)
Refugees, Asylum Seekers, and Stateless Persons	**3,166,869** including 2,900,000 Syrians	**1,583,577** including 1,300,000 Syrians	**503,948** including 503,948 Syrians	**170,243** including 170,243 Syrians	**400,000**
Host Community Members	**3,681,076**	**1,500,000**	**480,420**	**43,202**	**80,000**



Financial Requirements for 2025

Note: These figures are subject to change pending further updates from countries.

USD 4,647,284,792
Total Required

Breakdown per Country	Türkiye	Lebanon	Jordan	Egypt	Syria** (Influx from Lebanon)	Regional
2025 Financial Requirements	**USD 786,716,738**	**USD 2,720,700,000**	**USD 876,901,692**	**USD 43,713,255**	**USD 189,000,000**	**USD 30,253,107**

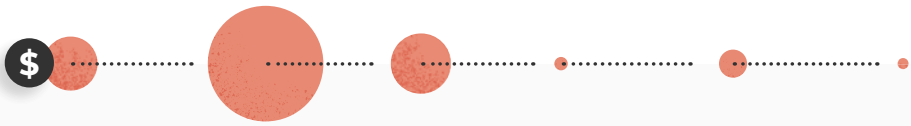

* *As outlined in the Inter-Agency Emergency Appeal (Oct 2024 to Mar 2025).*
** *This outlines the financial requirements for 2025 due to the escalation of hostilities in Lebanon, as outlined in the Inter-Agency Emergency Appeal (October 2024 to March 2025).*

2025 Population Figures

	People in Need		People Targeted	
TOTAL	**6,009,613** Total Refugees, Asylum Seekers, and Stateless Persons	**11,414,619** Host community members	**5,824,637** Total Refugees, Asylum Seekers, and Stateless Persons	**5,784,698** Host community members
Egypt	**170,243** Refugees, asylum seekers, and stateless persons (including 170,243 Syrians)	**43,202** Host community members	**170,243** Refugees, asylum seekers, and stateless persons (including 170,243 Syrians)	**43,202** Host community members
Jordan	**688,924** Refugees, asylum seekers, and stateless persons (including 688,924 Syrians)	**1,601,400** Host community members	**503,948** Refugees, asylum seekers, and stateless persons (including 503,948 Syrians)	**480,420** Host community members
Lebanon	**1,583,577** Displaced Syrians, Palestinian Refugees from Syria (PRS) and Migrants (including 1,300,000 Syrians)	**2,116,423** Vulnerable Lebanese and Palestine Refugees in Lebanon (PRL)	**1,583,577** Displaced Syrians, Palestinian Refugees from Syria (PRS) and Migrants (including 1,300,000 Syrians)	**1,500,000** Vulnerable Lebanese and Palestine Refugees in Lebanon (PRL)
Türkiye	**3,166,869** Refugees, asylum seekers, and stateless persons (including 2,900,000 Syrians)	**7,573,594** Host community members	**3,166,869** Refugees, asylum seekers, and stateless persons (including 2,900,000 Syrians)	**3,681,076** Host community members
Syria* (Influx from Lebanon)	**400,000** Refugees, asylum seekers, and stateless persons	**80,000** Host community members	**400,000** Refugees, asylum seekers, and stateless persons	**80,000** Host community members

Insights: Targeted Refugee Population

Age Breakdown**

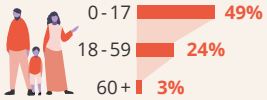

Women & Girls**

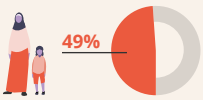

Men & Boys**

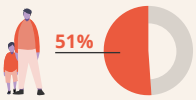

People with Disabilities***

Estimated over 873 thousand people

Note: These figures may change subject to further updates from countries.

* *As outlined in the Inter-Agency Emergency Appeal (Oct 2024 to Mar 2025).*

** *Regional Estimation for targeted refugee population in Türkiye, Lebanon, Jordan, and Egypt, based on available data. Data Source: UNHCR data portal, as of 1 Dec 2024.*

*** *Note: The number of persons with disabilities in the region is an estimation. Persons with disabilities make up an estimated 15% of any population, with higher numbers expected in situations of forced displacement.*

Financial Overview

2025 Financial Requirements

USD 4,647,284,792
Total Required

Türkiye	Lebanon	Jordan	Egypt	Syria* (Influx from Lebanon)	Regional
USD 786,716,738	USD 2,720,700,000	USD 876,901,692	USD 43,713,255	USD 189,000,000	USD 30,253,107

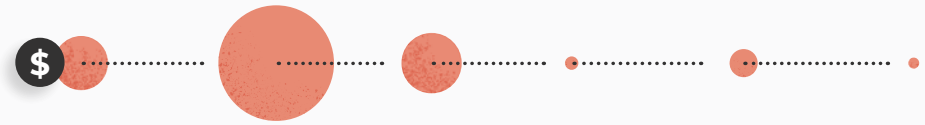

Note: These figures may change subject to further updates from countries.

3RP Funding Trend over the Years

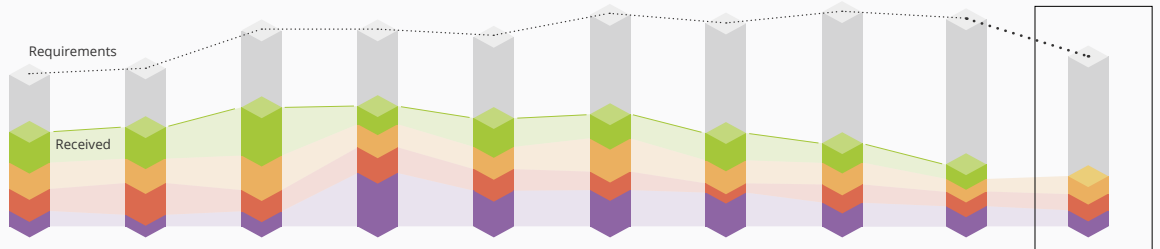

Year	2015	2016	2017	2018	2019	2020	2021	2022	2023	2024**
Required	USD 4.3b	USD 4.5b	USD 5.6b	USD 5.6b	USD 5.4b	USD 6b	USD 5.8b	USD 6.1b	**USD 5.86 b**	**USD 4.88 b**
Received	USD 2.7b	USD 2.9b	USD 2.5b	USD 3.5b	USD 3.1b	USD 3b	USD 2.5b	USD 2.4b	**USD 1.81 b**	**USD 1.44 b**
Funded	**62%** funded	**63%** funded	**61%** funded	**62%** funded	**57%** funded	**53%** funded	**46%** funded	**39%** funded	**31% funded**	**29% funded**

as of 30 September 2024

2024 3RP Sector Requirements***

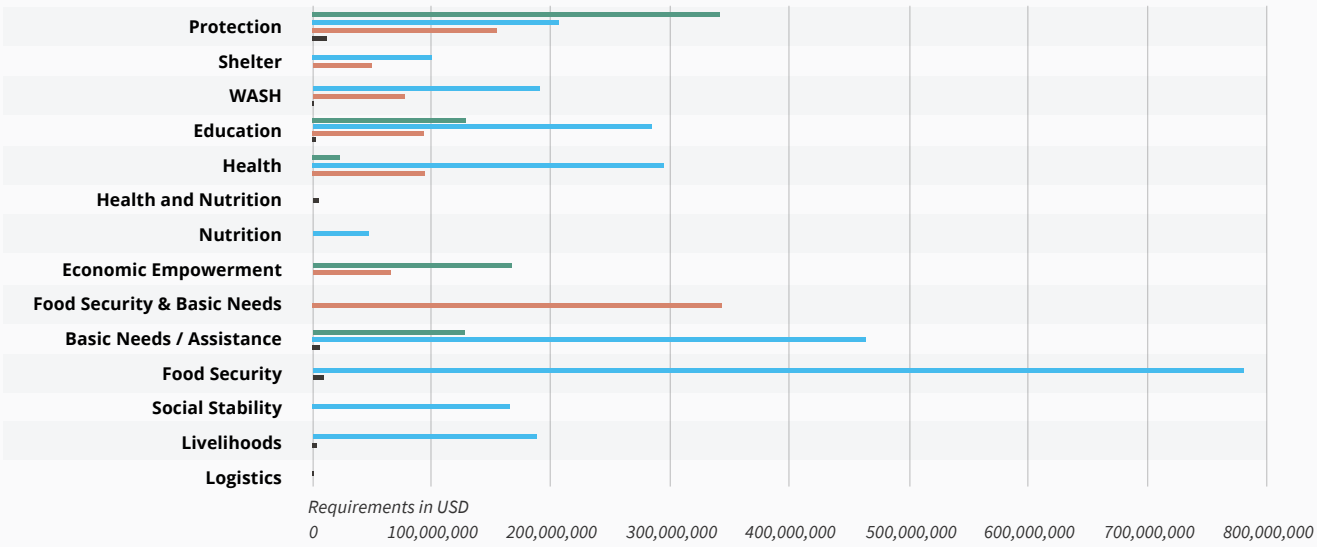

* This outlines the financial requirements for 2025 due to the escalation of hostilities in Lebanon, as outlined in the Inter-Agency Emergency Appeal (October 2024 to March 2025).

** Data as of 30 September 2024.

*** Note: This does not include regional funding requirements and some other country-level requirements which have not yet been allocated to a sector.

Country Needs

Türkiye

Funding Required for 2025:
US$ 786,716,738

- **Protection:** Syrian refugees face language barriers (only 15% fluent in Turkish), healthcare access issues (27% with chronic needs, 20% encountering barriers), and education gaps (300,000 children out of school). Substandard housing affects 70% of refugee households.
- **Livelihoods:** 66% of Syrians are out of the labor force, with only 10% employed formally. National unemployment stands at 8.8%, rising to 16.3% among Turkish youth.
- **Basic Needs:** 91% of Syrian households can't cover expenses, 83% report worsening finances, and 82% resort to food coping strategies. Multi-dimensional poverty is high, especially for female-headed households (60%).
- **Earthquake Impact:** Damages of $8.2 billion left only 20% of SMEs operational. 83% of households report worsened finances, 37% find food assistance insufficient, and 64% report major mental health impacts.

Lebanon

Funding Required for 2025:
US$ 2,720,700,000

- **Protection:** Syrians face limited documentation (only 20% with valid residency), high child labor (7%), child marriage (22% of girls 15–19), and restricted access to healthcare (18% unable to afford care). Over 50% live in substandard housing, with 15% at risk of collapse, and education attendance is low (30% illiteracy, 57% primary, 18% secondary).
- **Basic Needs:** Severe economic challenges affect 44% of Lebanese, while 88% of Syrian households rely on debt for food and rent. Food insecurity impacts 42% of refugees and nearly half of the population, with 21% acutely food insecure (IPC Phase 3+). Most Syrians fall below poverty lines (75% below SMEB, 83% below MEB).
- **Livelihoods:** Prior to the hostilities in September 2024, refugee employment rose from 33% to 39% but remains unequal (75% male vs. 19% female participation).
- **Current Situation:** Recent conflict caused $2.5–$3.6 billion in damages (8–10% of GDP), displacement of 20% of the population, and left 1.2 million children without education. Urgent needs include safe shelters, healthcare, food, and cash assistance.

Jordan

Funding Required for 2025:
US$ 876,901,692

- **Protection:** 30% of Syrian refugees lack valid MoI cards, and 69% live in substandard conditions (16% in informal shelters, 44% without formal rental agreements). Child labor affects 11%, with 21% of families depending on at least one working child. While 78% of children are enrolled in school, 11% have never attended.
- **Basic Needs:** Refugee poverty rose to 67% in 2023 (from 57% in 2021), surpassing national poverty (16%). Food security worsened, with 20% having poor and 26% borderline food consumption scores. Spending is prioritized on rent and food.
- **Livelihoods:** Refugee unemployment stands at 28% (22.3% for hosts), with 51.6% engaged in informal labor. The removal of work permit waivers has further pushed refugees into informal employment.

Egypt

Funding Required for 2025:
US$ 43,713,255

- **Protection:** 82% of Syrians accessed healthcare in 2023, up from 73% in 2022, though high costs limit specialized care. School capacities, and hence education for 50,753 Syrian children, are strained by the influx of Sudanese refugees.
- **Basic Needs:** 42% of Syrian refugees face food insecurity, with 45% of cash assistance recipients still reporting high food insecurity. Inflation (46% since 2022) has left 75% of refugee households below the SMEB and 83% below the MEB. Most spending goes to food (52%) and rent (9%).
- **Livelihoods:** Informal employment dominates, with 62.5% of workers in the informal economy. Nearly all refugees lack work contracts due to restrictions on obtaining permits, disproportionately affecting youth (90%) and elderly workers (93%).