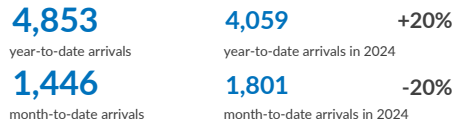
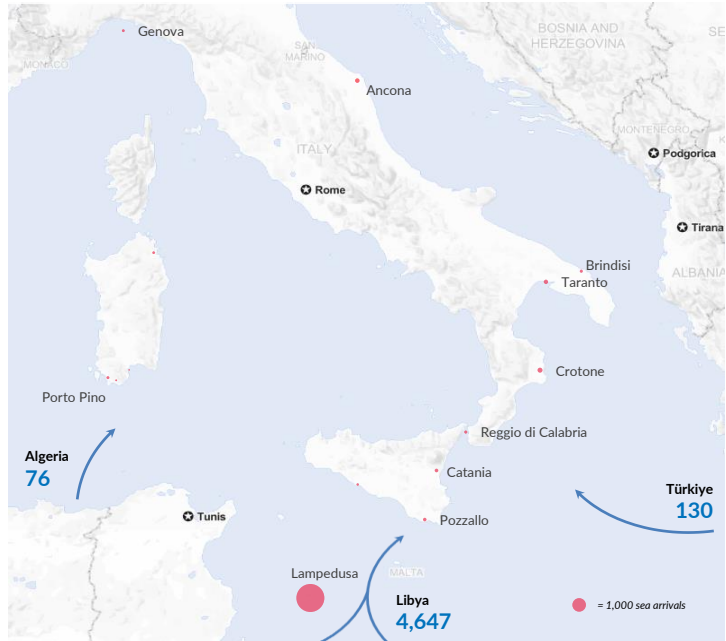


ITALY WEEKLY SNAPSHOT (10 FEB - 16 FEB 2025)

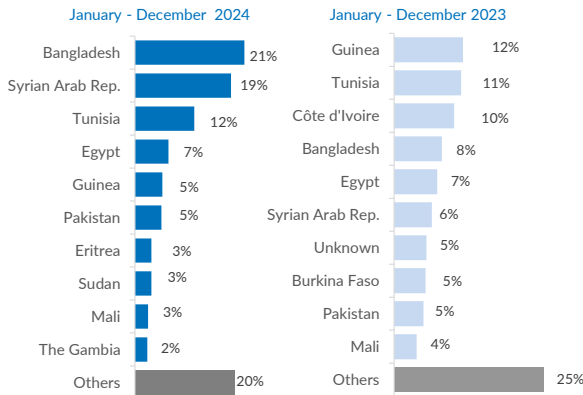
Sea arrivals¹



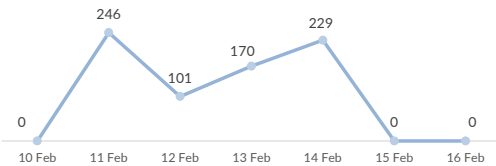
Sea Arrivals in 2025 by disembarkation site



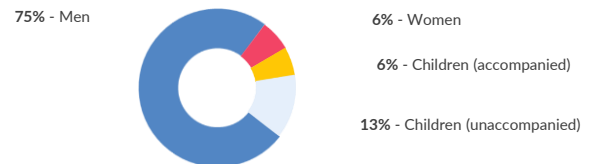
Top 10 most common countries of origin



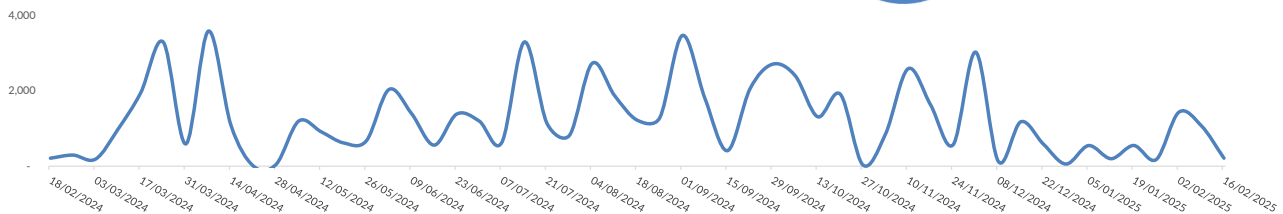
Daily sea arrivals last week (10 Feb - 16 Feb 2025)



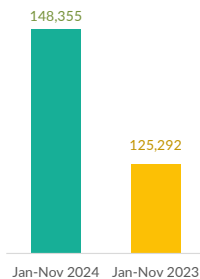
Sea arrivals by gender and age, Jan - Dec 2024



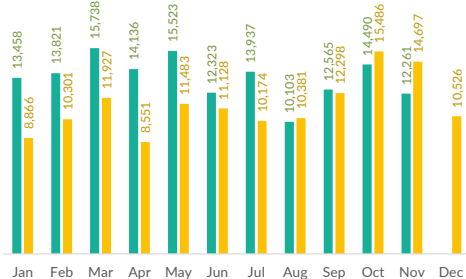
Weekly sea arrivals last year



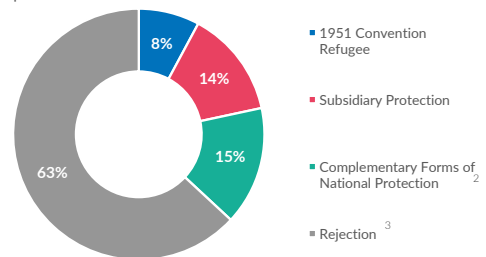
Asylum applications, Jan-Nov 2024 vs Jan-Nov 2023



Asylum applications by month, Applications are not necessarily lodged by new arrivals 2024 vs 2023



First-Instance RSD Decisions, Jan-Sep 2024



Total first-instance decisions (Jan-Sep 2024)
 Total pending cases (as of Nov 24)⁴

56,192
202,118

¹ The charts above are based on figures from the Italian Ministry of Interior and UNHCR estimates. All figures are provisional and subject to change. Please note that, in addition to sea arrivals, Italy also receives land arrivals and air arrivals. The present document focuses on sea arrivals only, as per official figures provided by the Italian Ministry of Interior.

² 'Complementary forms of national protection' include decisions granting authorization to stay for humanitarian reasons undemotional law to persons who are not eligible for international protection, but nonetheless at risk of violation of articles 3 and 8 of the ECHR in case of return.

³ 'Rejection' includes all cases closed, including decisions not taken on the merits, such as inadmissibility decisions and no-shows.

⁴ Source: Ministry of Interior. This includes pending cases at first and second instance.