Protection Sector Achievements - Hatay - 2024

as of December 2024

Inter-Agency Coordination Türkiye

# of Beneficiaries by Location

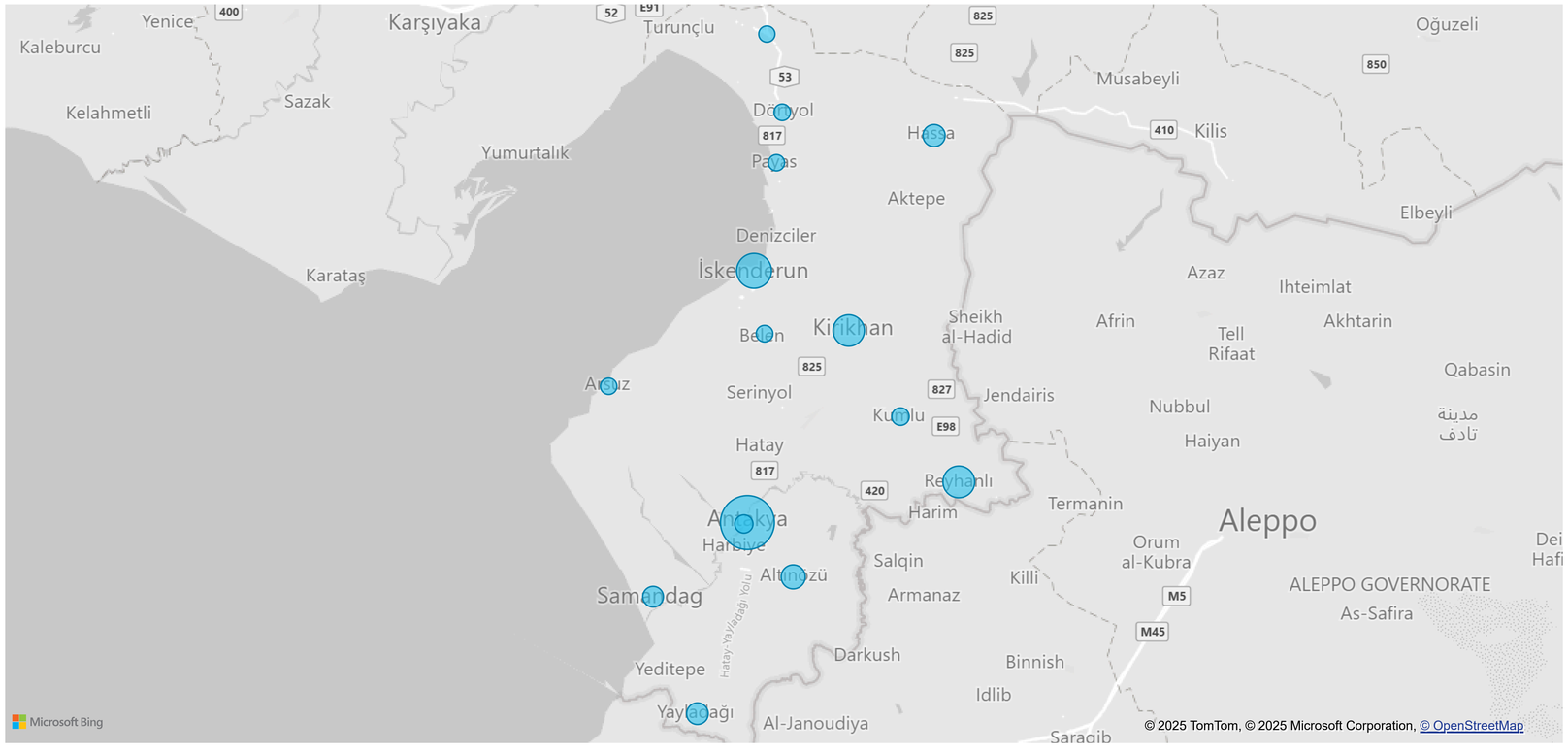

Individuals benefitting protection Services by Month

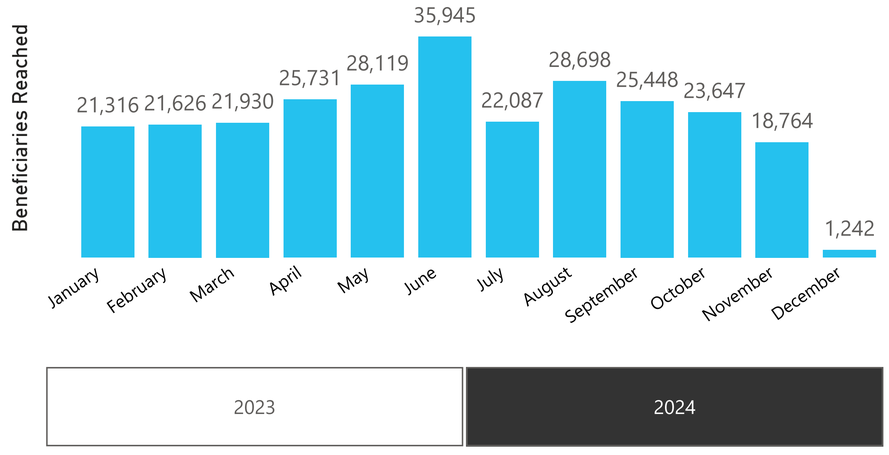

122,106
Number of individuals benefitting from protection activities

84,596
Number of individuals with specific needs/vulnerabilities assessed and identified with protection n

Location

All

Breakdown of Beneficiaries by Gender

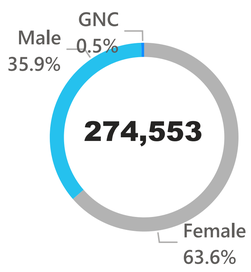

Breakdown of Beneficiaries by Nationality*

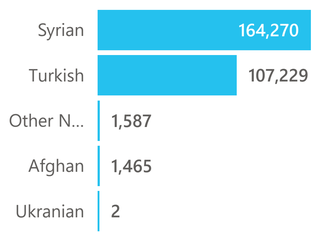

9,286
Number referrals (of individuals with protection needs) to specialized/multisectoral

2,185
# of individual GBV survivors provided with GBV specific response services

4,940
# of individual GBV survivors and those at risk assessed

15,474
Number of individuals receiving cash/in-kind assistance to meet their protection needs

31,728
# of children assessed for protection needs

26,254
# of children participating in structured, sustained child protection or psycho-social support progr

6,448
# of individuals provided with individual legal support

1,672
# of individuals trained on international protection, rights, services and available assistance

Appeal: All

EQ Response Activity: All

Nationality: All

Reporting Agencies

ASAM | CARE I... | DDD | DRC | GOAL I... | Hand i... | Hatay ... | Human... | IOM | Maya F... | NSPPL | Qatar C... | SAMS | Save th... | SENED ... | SEVKAR | SRP | STL | TARDE | TKV | TRC | UNFPA | UNHCR | WHH | Yeryüz... | YSF

Supporting Agencies

ASAM | CARE Int... | Caritas L... | Cordaid | DRC | GOAL In... | Hand in ... | Human ... | IOM | IRC | Maya Fo... | MDM | MoNE | Oxfam K... | Qatar Ch... | Relief Int... | SAMS | Save the... | Shanti V... | UNFPA | UNHCR | UNICEF | WHH | Yeryüzü ...

Source: *PWG, ActivityInfo* *Feedback*: *IMTurkey@unhcr.org*

**The number of beneficiaries reached is calculated by summing indicators selected by the sectors; there may be duplications.*

Protection Sector Achievements - 2024

as of December 2024

Inter-Agency Coordination Türkiye

Number of individuals with specific needs/vulnerabilities assessed and identified with protection n

72,190

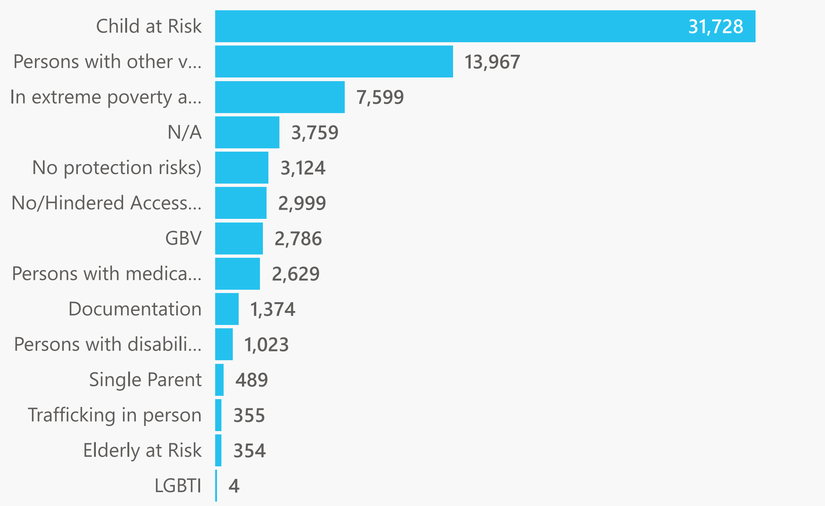

Number of individuals with specific needs/vulnerabilities assessed and identified with protection n

1,688



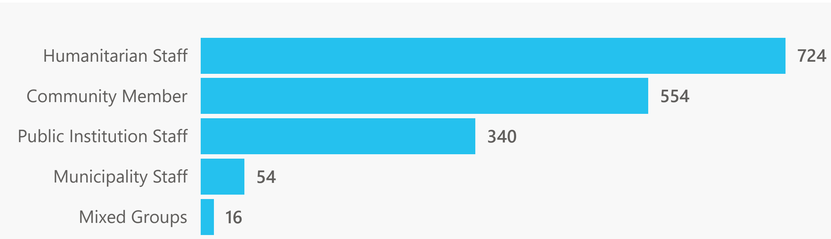

Number of individuals with specific needs/vulnerabilities assessed and identified with protection n

137,920

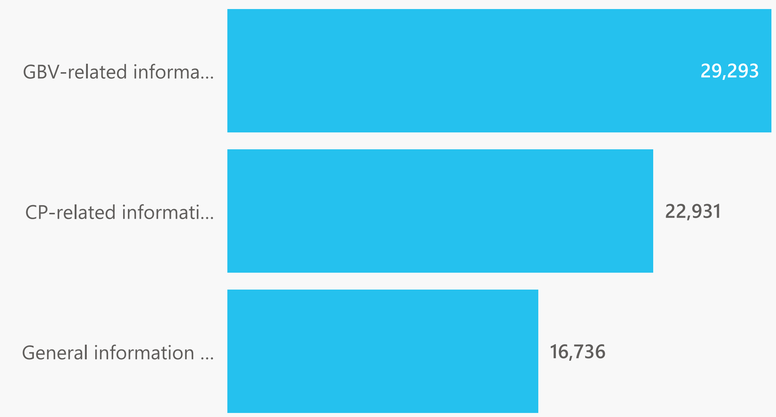

Location All

Appeal All

Nationality All

EQ Response Activity All

2023 | 2024

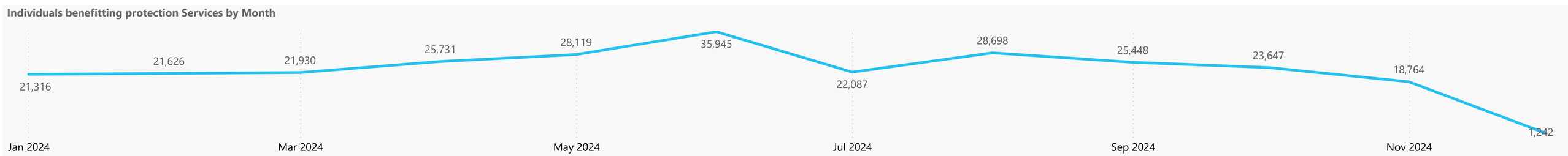

Reporting Agencies

ASAM | CARE I... | DDD | DRC | GOAL I... | Hand i... | Hatay ... | Human... | IOM | Maya F... | NSPPL | Qatar C... | SAMS | Save th... | SENED ... | SEVKAR | SRP | STL | TARDE | TKV | TRC | UNFPA | UNHCR | WHH | Yeryüz... | YSF

Supporting Agencies

ASAM | CARE Int... | Caritas L... | Cordaid | DRC | GOAL In... | Hand in ... | Human ... | IOM | IRC | Maya Fo... | MDM | MoNE | Oxfam K... | Qatar Ch... | Relief Int... | SAMS | Save the... | Shanti V... | UNFPA | UNHCR | UNICEF | WHH | Yeryüzü ...

Source: *PWG, ActivityInfo* ***Feedback***: *IMTurkey@unhcr.org*

**The number of beneficiaries reached is calculated by summing indicators selected by the sectors; there may be duplications.*

Protection Sector Achievements - 2024

as of December 2024

Inter-Agency Coordination Türkiye

Location: All | Appeal: All | Nationality: All | EQ Response Activity: All

2023 | 2024

Indicator Family	January	February	March	April	May	June	July	August	Septer
1.1.1 # of individuals trained on international protection, rights, services and available assistance	537	270	90	213	300	210	15	195	
1.1.2 # of protection monitoring mechanisms established/maintained	4	3	3	3	3	3	8	4	
1.2.4 # of persons benefitting from gender-appropriate hygiene, dignity or sanitary items	2,948	276	260	216	448	17,448	3,436	1,920	
1.4.1 # of refugees/vulnerable host community members provided with individual legal support (legal aid and counsel)	1,308	1,984	1,314	1,040	1,530	868	1,536	534	
2.1.1 # of individuals benefitting from protection activities	39,214	44,508	44,684	37,282	41,760	36,531	43,131	54,080	4
2.1.2 # of individuals with specific needs/vulnerabilities assessed and identified with protection needs	10,107	13,671	9,981	7,434	8,760	12,303	8,433	11,574	
2.1.3 # referrals (of individuals with protection needs) to specialized/multisectoral services	1,557	2,182	2,873	3,464	1,964	3,466	3,431	1,499	
2.1.4 # of individuals receiving cash/in-kind assistance to meet their protection needs	6,117	3,993	2,559	3,252	3,609	4,575	4,896	4,461	
2.1.5 # of individual receiving psycho-social support	2,498	3,004	2,042	1,350	3,804	2,674	3,160	3,120	
2.2.1 # of individuals reached through information campaigns and awareness-raising on rights, entitlements, services and assistance	4,728	4,818	3,158	2,224	1,912	2,350	2,286	2,794	
2.3.1 # of individuals engaged in sustained and structured mobilization efforts and empowerment programmes	977	1,012	244	1,053	509	184	519	331	
2.5.1 # of refugee and host community members participating in one-off events specific to social cohesion	220	276	230	3,974	598	82	350	320	
2.5.2 # of refugee and host community members participating in structured and sustained programmes specific to social cohesion	5,226	5,298	7,172	19,270	7,290	5,734	3,238	6,666	
2.5.4 # of individuals reached with capacity sharing initiatives to promote peaceful co-existence and social cohesion						32			
2.6.1 # of individuals reached with technical capacity development initiatives (including trainings etc) on service delivery/provision to persons with specific needs						8			
2.6.2 # of institutions supported to improve physical capacities (including related to infrastructure, material and logistic support) on service delivery/provision to persons with specific needs								8	
3.1.1 # of individual Gender-Based Violence (GBV) survivors and those at risk assessed	798	930	695	877	510	370	1,215	848	
3.1.2 # of individual GBV survivors provided with GBV specific response services	362	330	574	598	596	336	680	346	
3.1.3 # of individual GBV survivors referred to multi-sectoral GBV specific response services	58	68	88	36	44	52	110	48	
3.2.1 # of individuals reached through GBV-related information campaigns and activities to raise public awareness on rights, entitlements and assistance for prevention, mitigation and response to GBV	4,522	5,010	4,650	2,338	7,920	3,742	4,248	7,274	
3.3.1 # of individuals reached with technical capacity development (including trainings) initiatives on GBV risk mitigation, prevention and response							4	30	
4.1.1 # of children assessed for protection risks	2,974	7,540	6,098	4,106	6,574	3,066	3,314	4,848	
4.1.2 # of children identified to be at risk	1,894	3,222	2,630	1,838	3,112	884	1,528	2,016	
4.1.3 # of children referred to specialised/multi-sectoral services	705	2,346	2,034	1,497	2,034	3,234	1,608	2,607	
4.2.1 # of children participating in structured and sustained community based child protection programmes	376	542	174	820	100	88	378	358	
4.2.2 # of children participating in structured, sustained child protection or psycho-social support programmes (individuals and in groups)	2,838	5,438	6,422	5,158	6,930	3,769	5,210	4,838	
4.2.3 # of individuals reached with positive parenting programmes	472	436	1,068	824	350	838	380	578	
4.2.4 # of individuals reached through information campaigns and awareness-raising initiatives on child rights and protection	1,470	2,054	2,392	2,094	13,778	4,590	3,608	3,952	
4.3.1 # of individuals reached with technical capacity development initiatives (including trainings) on child rights and protection	244	692	206	116	136	140	122	104	
Total	**92,154**	**109,903**	**101,641**	**101,077**	**114,571**	**107,577**	**96,844**	**115,353**	**110**

Reporting Agencies

ASAM | CARE I... | DDD | DRC | GOAL I... | Hand i... | Hatay ... | Human... | IOM | Maya F... | NSPPL | Qatar C... | SAMS | Save th... | SENED ... | SEVKAR | SRP | STL | TARDE | TKV | TRC | UNFPA | UNHCR | WHH | Yeryüz... | YSF

Supporting Agencies

ASAM | CARE Int... | Caritas L... | Cordaid | DRC | GOAL In... | Hand in ... | Human ... | IOM | IRC | Maya Fo... | MDM | MoNE | Oxfam K... | Qatar Ch... | Relief Int... | SAMS | Save the... | Shanti V... | UNFPA | UNHCR | UNICEF | WHH | Yeryüzü ...

Source: *PWG, ActivityInfo* *Feedback*: *IMTurkey@unhcr.org*

**The number of beneficiaries reached is calculated by summing indicators selected by the sectors; there may be duplications.*