UNHCR Libya

85,930 Individuals | **39,436** Cases | **2.18** AVG Case Size

Registration Dashboard
1 March 2025

Legal Status: All
Urban or DC: All
Gender: All
Mantika: All

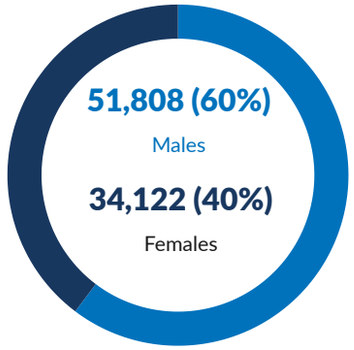

17,192 (20%) Boys
33,536 (39%) Men
22,198 (26%) Single Males
1,080 (1%) Elderly Men (60+)

14,958 (17%) Girls
18,518 (22%) Women
2,524 (3%) Single Females
646 (1%) Elderly Women (60+)

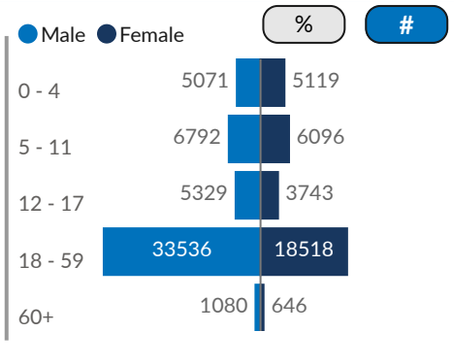

Place of Residence

Mantika	# of Individuals	% of Individuals
Tripoli	39,310	45.75%
Aljfara	20,945	24.37%
Misrata	6,151	7.16%
Azzawya	4,903	5.71%
Unknown	4,581	5.33%
Almargeb	3,003	3.49%
Zwara	2,338	2.72%
Benghazi	1,807	2.10%
Al Jabal Al Gharbi	778	0.91%
Ejdabia	356	0.41%
Al Jabal Al Akhdar	321	0.37%
Sebha	294	0.34%
Tobruk	215	0.25%
Almarj	160	0.19%
Nalut	151	0.18%
Sirt	145	0.17%
Wadi Ashshati	141	0.16%
Murzuq	107	0.12%
Derna	70	0.08%
Aljufra	56	0.07%
Alkufra	56	0.07%
Ubari	42	0.05%

New Registration / Closure

Refugee Trends

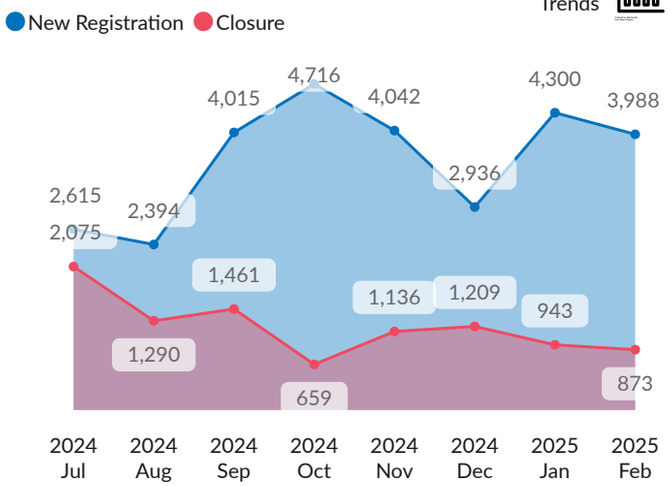

Nationality

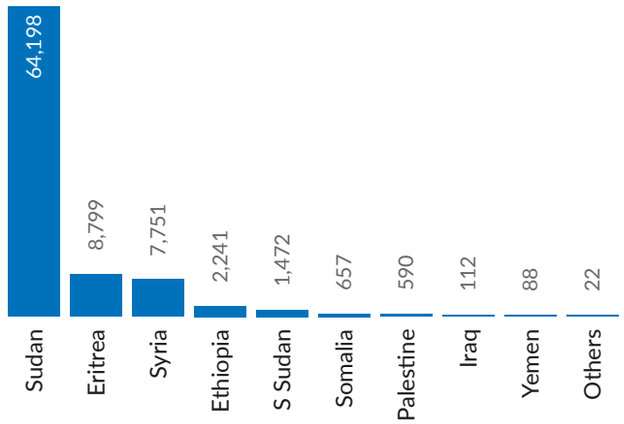

Education level in the country of origin

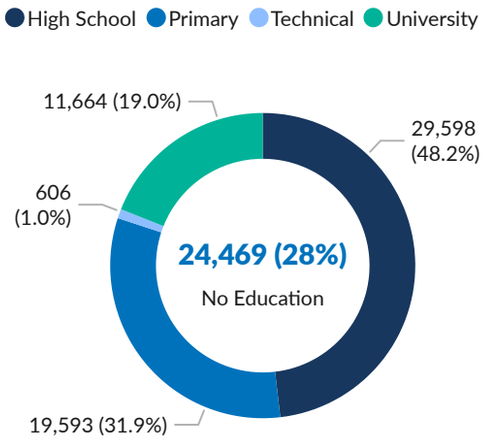

Specific Needs Categories

Categories	Individuals	% Value
Child at risk	11,232	12.70%
Disability	1,426	1.61%
Family unity	1,411	1.59%
Older person at risk	424	0.48%
Serious medical condition	9,170	10.36%
SGBV	2,412	2.73%
Single parent	2,377	2.69%
Specific legal and physical protection needs	51,052	57.70%
Torture	1,794	2.03%
Unaccompanied or separated child	1,841	2.08%
Woman at risk	5,334	6.03%

* Specific needs categories can only be filtered by Nationality

Occupation in the country of origin

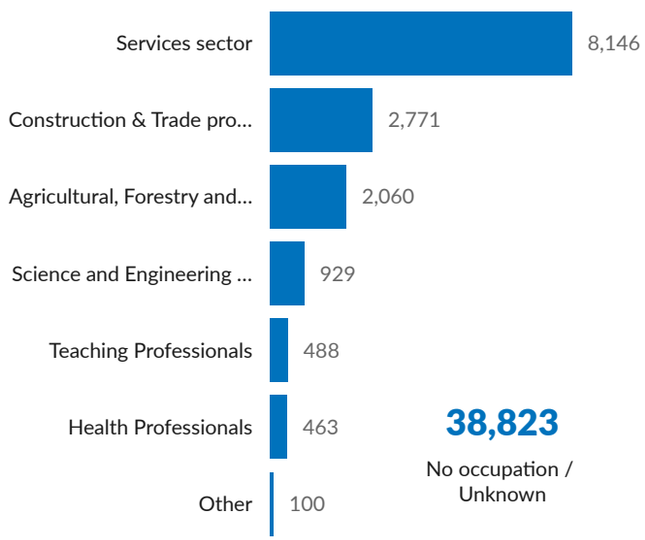

38,823
No occupation / Unknown

* data contains only adult population

Map | Flow

Publication date: 1 March 2025; Source: UNHCR Libya; Contact: lbytunupdate@unhcr.org