CHAD: FORCIBLY DISPLACED PERSONS

February 2025

KEY FIGURES ON FORCIBLY DISPLACED PERSONS

1, 895, 213
Total

1, 357, 324
Refugees

7, 832
Asylum seekers

220, 610
Internally displaced persons (Lake)

317, 279*
Returned migrants(Lake)

Others keys figures

17, 708
Cameroonian refugees assisted for voluntary repatriation

763, 620
New arrivals from Sudan since April 2023

** Returned migrants at risk of statelessness from: Niger, CAR, and Sudan.*

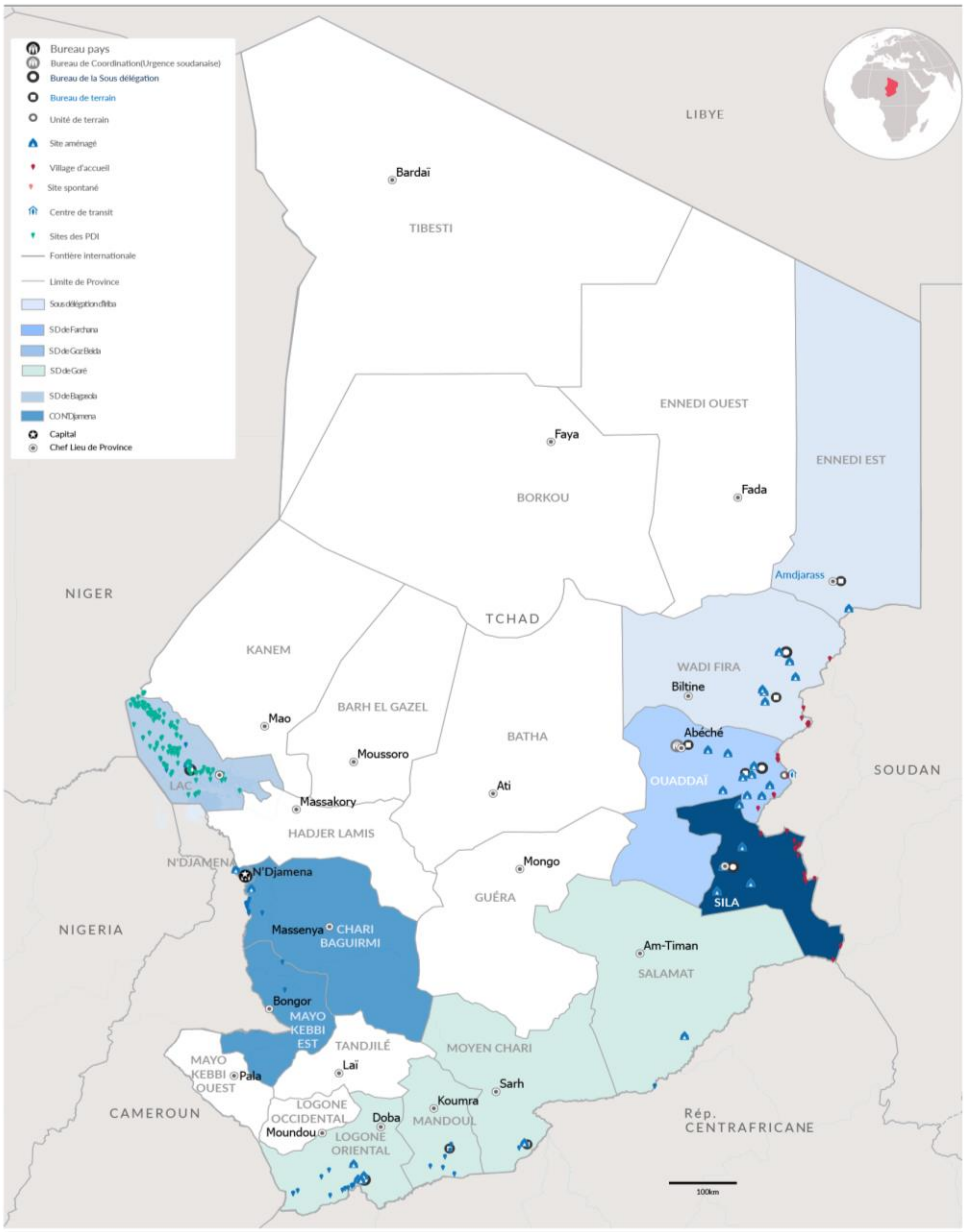

REFUGEES AND ASYLUM SEEKERS

Age Cohort

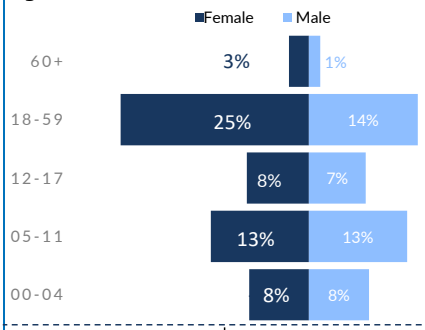

By Country of Origin

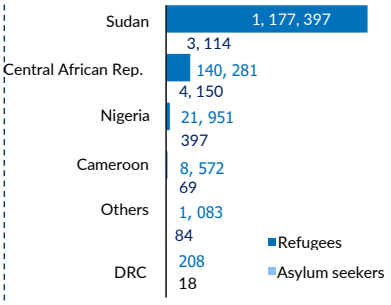

By Sub Office

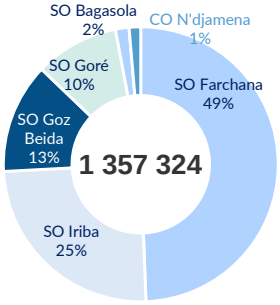

57% of the population of refugees and asylum seekers in Chad are children.

53% of the female population are of childbearing age (13-49 years).

70% of the population of refugees and asylum seekers in Chad live in planned sites.

20% of the population of people with specific needs are people living with disabilities.

87% of the population of refugee and asylum-seeking children in Chad are of school age,

49% is the success rate for refugees in the 2024 baccalaureate exams.

Refugees

Contact : UNHCR Chad Dima| chdnddima@unhcr.org

Sources : CNARR, UNHCR, Cluster CCCM, OIM-DTM

CHAD: REFUGEES AND ASYLUM SEEKERS

February 2025

1, 357, 324
INDIVIDUALS

324, 983
HOUSEHOLDS

By Province

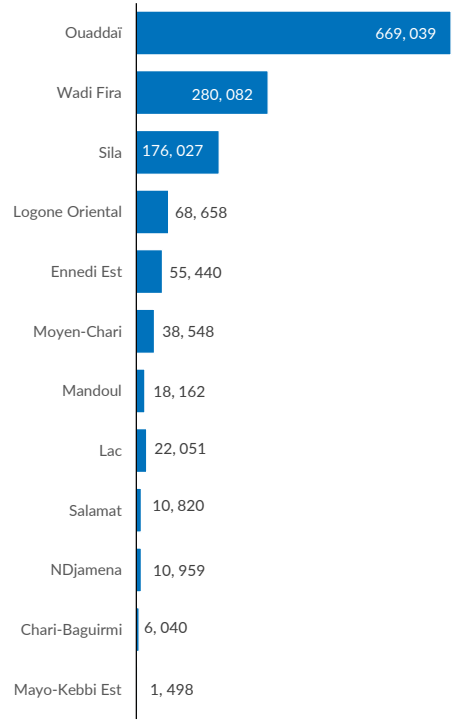

SO Bagasola	
22, 051	
Dar es Salam*	18, 876
Bol	1, 709
NGouboua	428
Kiskawa	468
Liwa	177
Tchoukoutalia	132
Kiskra	170
Autres	88

BO N'Djamena	
18, 497	
N'Djaména	8, 863
Mayo-Kebbi Est	1, 498
Kalambari Site*	5, 345
Guilmey Site*	2, 046
Autres	745

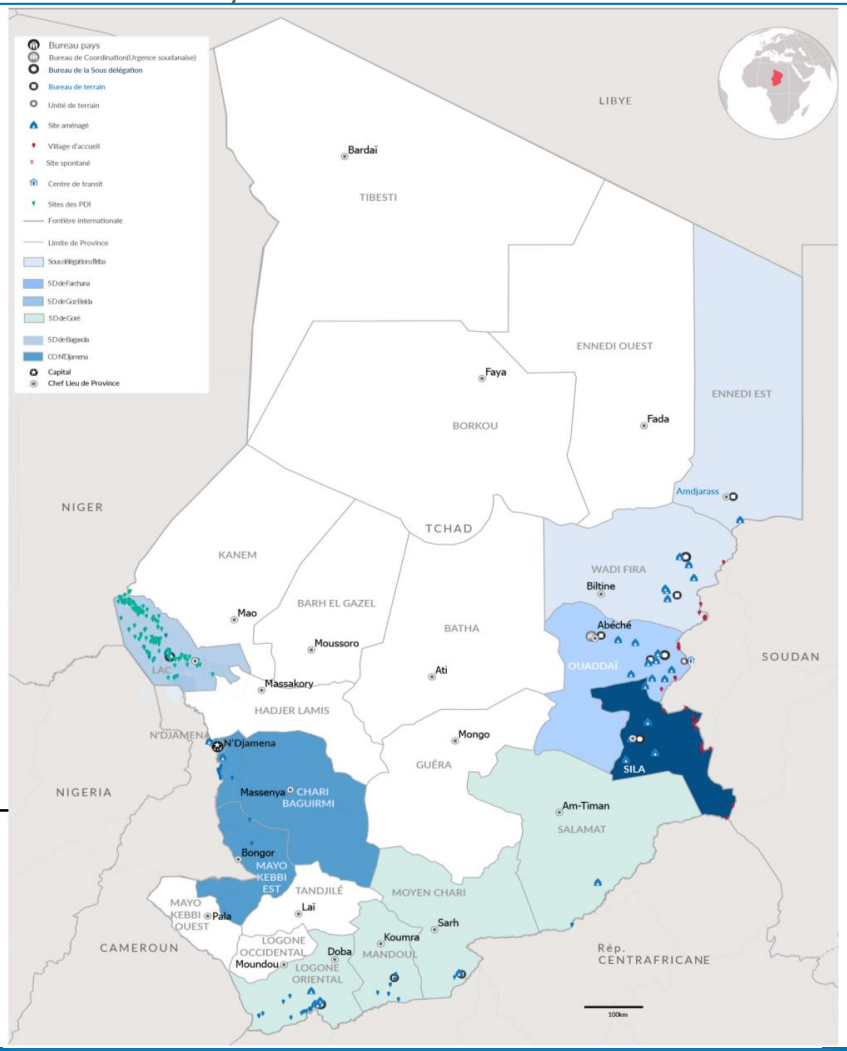

Abeche Coordination Office	
1, 180, 588	
SO Iriba	
335, 522	
Touloum*	60, 951
Am Nabak*	36, 864
Iridimi*	46, 146
FO Amdjarass	
55, 440	
Oure Cassoni*	55, 440
FO Guéréda	
136, 121	
Mile*	60, 052
Kounoungou*	28, 837
Koursigue*	12, 277
Border(Dar Tama)	34, 955
SO Farchana	
669, 039	
Farchana*	54, 460
Aboutengué*	46, 722
Metche*	41, 986
Gaga*	39, 022
Adre	238, 376
Border(Ouaddaï)	26, 934
FO Abeche	
25, 288	
Kouchaguine- M.*	17, 300
Abéché	7, 988
FO Hadjer Hadid	
196, 251	
Bredjing*	56, 341
Alacha*	47, 621
Treguine*	30, 751
Arkoum*	50, 325
Dougui*	11, 213
SO Goz Beida	
176, 027	
Goz Amir*	45, 605
Zabout*	52, 465
Djabal*	37, 383
Kerfi	8, 571
Border(Sila)	32, 003
SO Gore	
136, 188	
Belom*	26, 353
Villages Moy. Chari	12, 195
Villages Logone Or.	15, 490
Dosseye*	15, 353
Doholo*	14, 608
Amboko*	12, 135
Gondjé*	11, 072
Villages Moïssala	18, 162
Moyo*	8, 687
Villages Daha 1 & 2	2, 133

Principales nationalités(Ref. & ASY)

1, 180, 511
SUDANESE
Essentially located in the 21 planned sites and 1 reception village in the East and in urban areas.

144, 431
CENTRAL AFRICANS
Located in the six camps, sites, and ho villages in the South and in urban areas.

22, 348
NIGERIANS
Primarily located in the Dar Es Salam camp and host villages in the Lake Province as well as in urban areas.

8, 641
CAMEROONIANS
Mainly composed of populations who fled intercommunal clashes in the Logone and Chari department in Cameroon. They are located in the two camps around N'Djamena and on the banks of the Logone River.

1, 393
OTHER NATIONALITIES
Outside the major nationalities, there are individuals of various origins: Algeria, Benin, Burkina Faso, Burundi, Côte d'Ivoire, Republic of the Congo, Egypt, Eritrea, Ethiopia, Gabon, Libya, Mali, Islamic Republic of Iran, Rwanda, Senegal, Somalia, South Sudan, Palestine, Yemen.

KEY FIGURES ON THE SUDANESE CRISIS

763, 620
New arrivals from Sudan 2023.

409, 819
Sudanese refugees in Chad before the 2023 crisis.

* Planned site

Sources : CNARR/UNHCR

Feedback: DIMA| chdnddima@unhcr.org