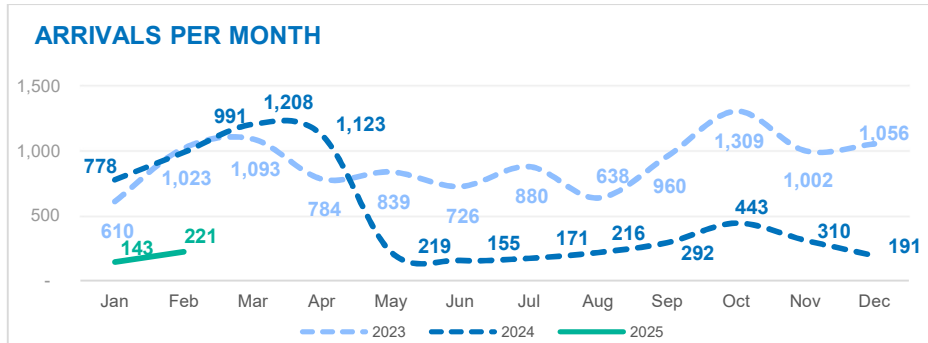


February 2025



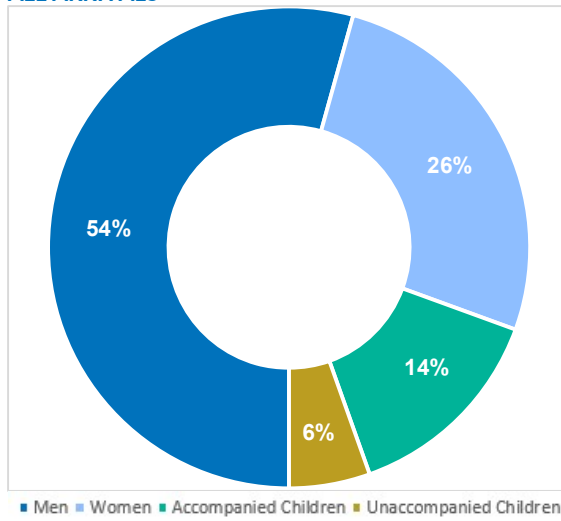
Monthly arrivals trends: 2023, 2024 and 2025 (persons)



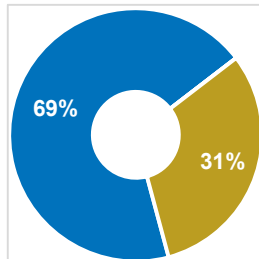
Cyprus' geographical context

Age-Gender Breakdown

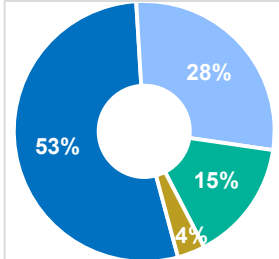
ALL ARRIVALS



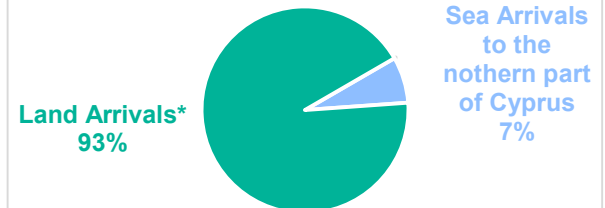
SEA ARRIVALS



LAND ARRIVALS

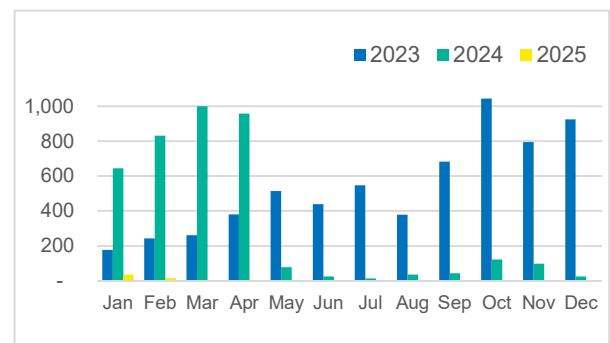


SEA & LAND ARRIVALS



*Land arrivals include individuals who arrived in the northern part of Cyprus by air and crossed the Green Line into the government-controlled areas of Cyprus.

SEA ARRIVALS BY MONTH / YEAR



Key Figures and Comparisons

Total arrivals this month: **221** persons

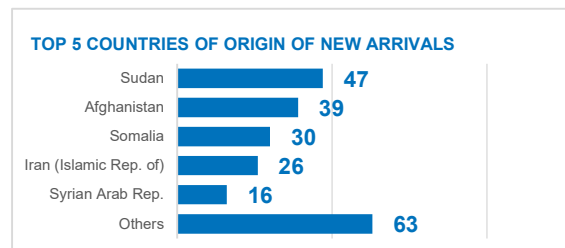
Compared with **991** in February 2024.

Total number of boat arrivals this month: **0**

compared with **13 boats** in February 2024.

Total arrivals year to date: **364** persons

-79% compared with **1,768** in February 2024.



Note: For an overview of asylum applications and decisions, please see our monthly **Country Fact Sheet**.