I. Refugees and Asylum Seekers in urban areas

Key Figures

6 967 Refugees and Asylum Seekers

5432 Refugees and Asylum Seekers biométrically registered

6 282 Registered Refugees

685 Asylum Seekers

Age and Gender of Refugee Population

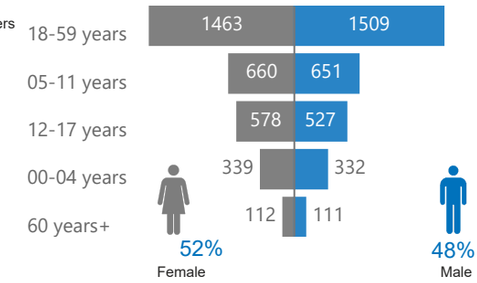

Age and Gender of Asylum Seekers

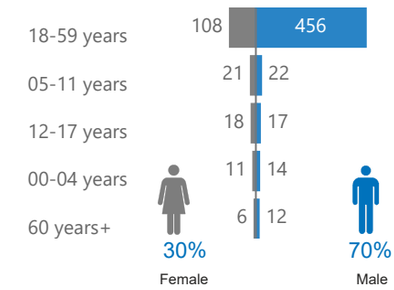

Urbans Asylum Seekers by location

Location	F	M	Total
Bukavu	2	3	5
Goma	20	17	37
Kinshasa	53	73	126
Lubumbashi	89	428	517
Total	**164**	**521**	**685**

Number of Cires	Total
Bukavu	164
Goma	1182
Kinshasa	608
Lubumbashi	1187
Total	**3141**

Urbans Refugees by location

Location	F	M	Total
Bukavu	677	624	1301
Goma	1092	966	2058
Kinshasa	558	566	1124
Lubumbashi	825	974	1799
Total	**3152**	**3130**	**6282**

Urbans Asylum seekers by country of origin

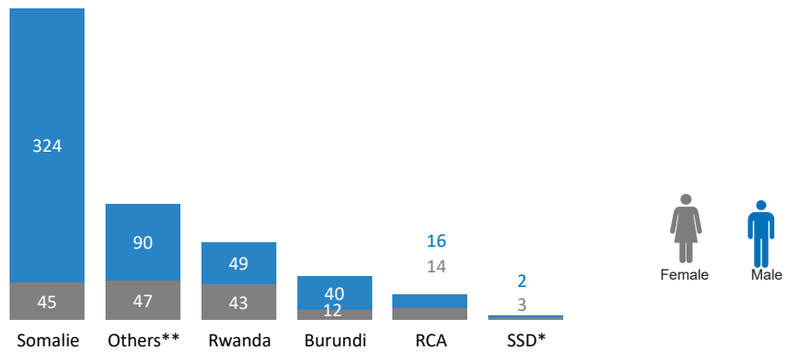

**Syrie(45), Angola(27), République du Congo,(17), Cameroun(5),..

Urbans refugees Profile

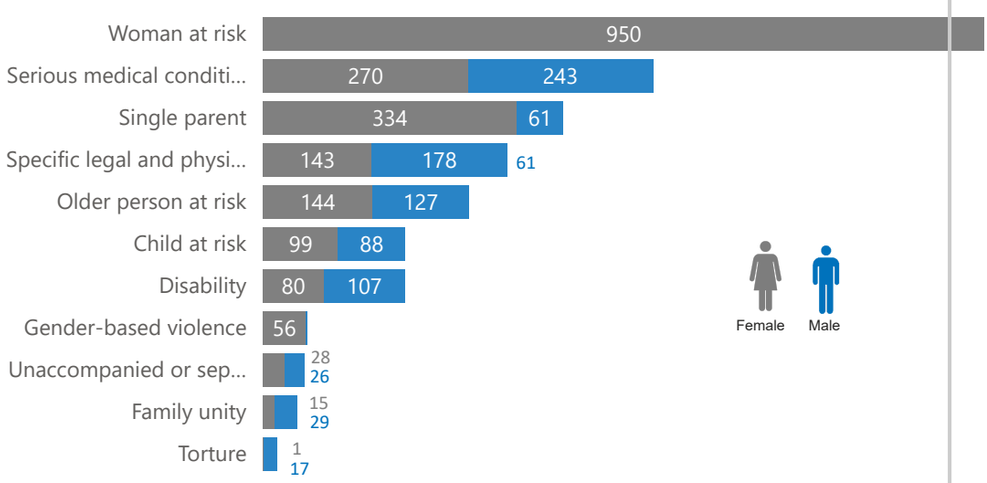

Urbans Refugees by location by country of origin

Location	F	M	Tot
Bukavu	**677**	**624**	**1301**
Burundi	131	156	287
Rwanda	546	468	1014
Goma	**1092**	**966**	**2058**
Burundi	354	300	654
Ouganda	4	1	5
Rwanda	734	665	1399
Kinshasa	**558**	**566**	**1124**
Angola	71	67	138
Burundi	32	28	60
Congo	58	79	137
Erithrée	4	4	8
Liberia	3	2	5
Ouganda	7	11	18
RCA	222	228	450
Rwanda	123	114	237
Sierra Leonne		1	1
SSD	33	26	59
SUD	1	3	4
Syrie	1	1	2
Tchad	3	2	5
Lubumbashi	**825**	**974**	**1799**
Burundi	437	557	994
Cote d'ivoire	5	4	9
RCA	1	4	5
Rwanda	363	388	751
Somalie	11	9	20
Syrie	8	12	20
Total	**3152**	**3130**	**6282**

Individually recognized refugees living in the cities of Goma, Kinshasa, Lubumbashi and Bukavu are considered urban refugees in the DRCongo. Continuous registration is carried out in these areas. They are all in possession of identity documents issued by the government with UNHCR support.

SSD: South Sudan
SUD: Sudan
RCA: Central African Republic

II. Central African Refugees and Asylum Seekers

Key Figures

207 302 Refugees and Asylum Seekers

149 853 Refugees and Asylum Seekers biometrically registered

207 221 Registered Refugees

81 Asylum Seekers

Age and Gender of Refugee Population

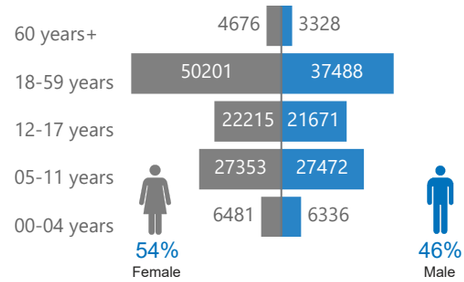

Age and Gender of Asylum Seekers

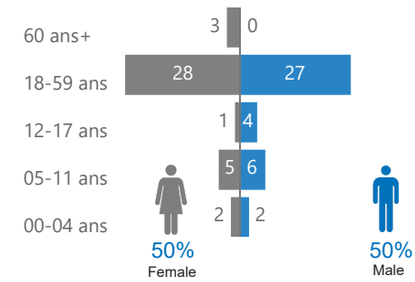

Central African Refugee Population by Type of Location

Rural	In settlements	Urban
154 986	51 780	455
74.8%	25%	0.2%

Central african Refugee in settlements

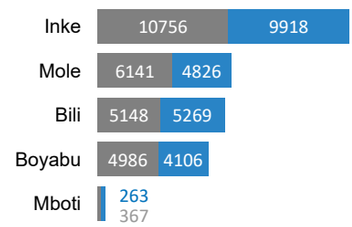

Refugees in the developpement pole

Location	F	M	Total
Modale	3519	3040	6559
nzakara	4801	3928	8729
sidi	2126	2044	4170
wenze	2504	1755	4259
Total	**12950**	**10767**	**23717**

Locations of Central African Refugee Population in DRC

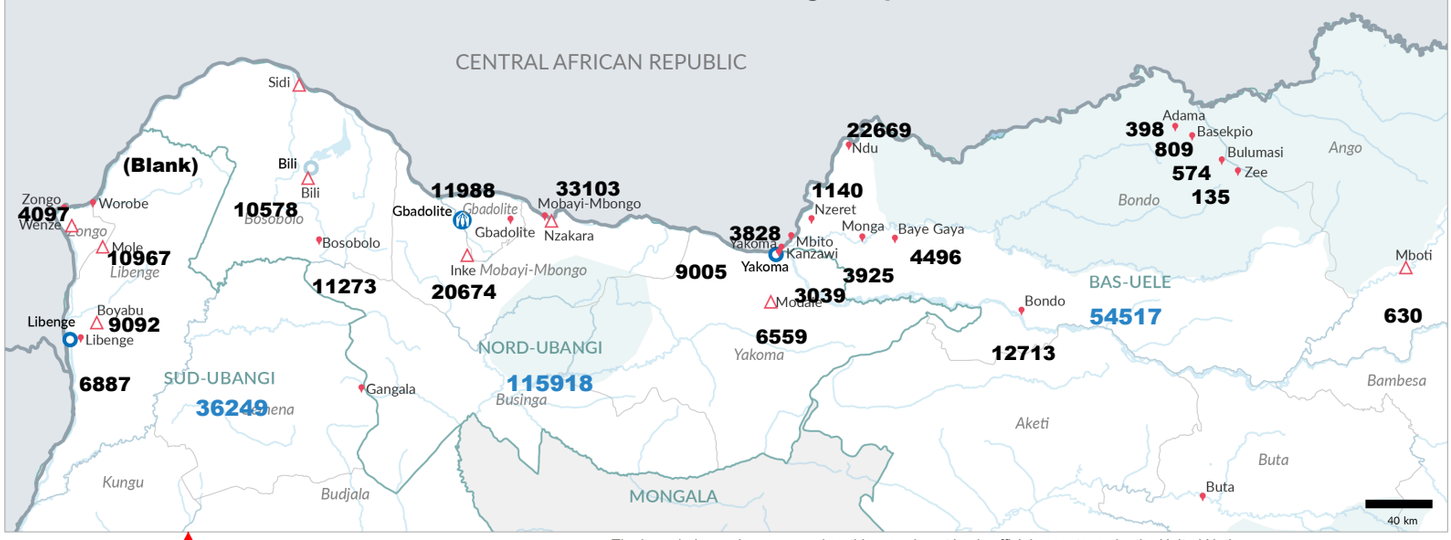

The boundaries and names used on this map do not imply official acceptance by the United Nations.

- Refugee Location
- Refugee Settlement
- UNHCR Sub-Office
- UNHCR Field-Office
- UNHCR Field-Unit
- International Boundary
- Provincial Border
- Other Countries
- Park
- Territorial Border

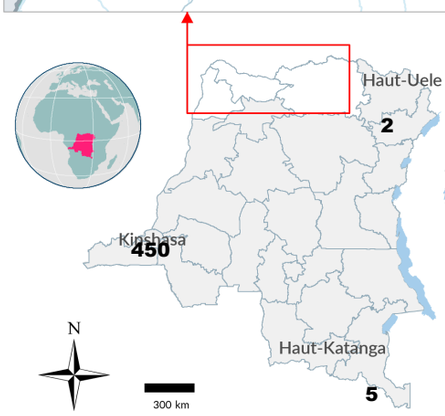

Central African Refugee Population Trend (2025)

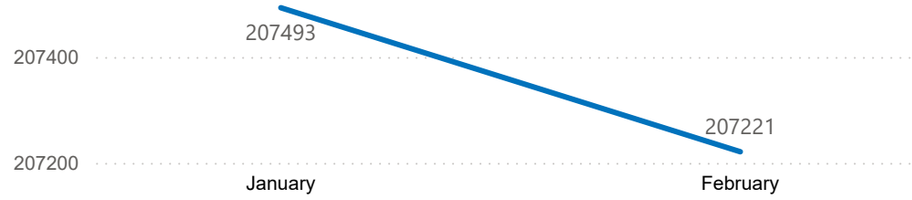

Comments about the figures of Central African refugees

207,302 Central African refugees and asylum seekers in DRC as at 28/2/2025, i.e. **207,221** refugees and **81** asylum seekers with identity documents issued by the government with UNHCR support. This represents a decrease of **0.13%** compared with january 2025, following after verification activities in the modale and Inke camps during the month.

III. South Sudanese Refugees and Asylum Seekers

Key Figures

55 648 Reugees and Asylum Seekers

32 859 Refugees and Asylum Seekers biometrically registered

55 399 Registered Refugees

249 Asylum Seekers

Age and Gender of Refugee Population

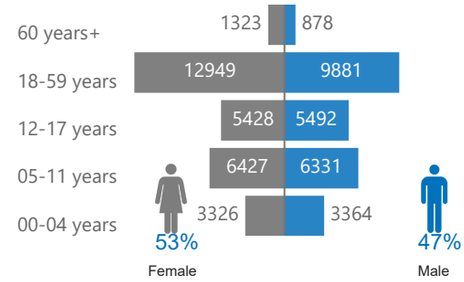

Age and Gender of Asylum Seekers

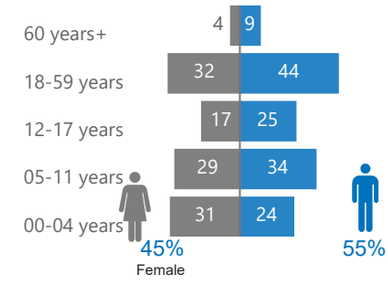

South Sudanese Refugee Population by Type of Location

Rural	In settlements	Urban
19 663	35 677	59
35.49%	64.4%	0.1%

South Sudanese Refugee in settlements

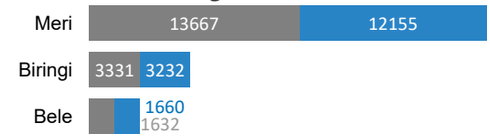

South Sudanese Urban refugee

Location	F	M	Total
Kinshasa	33	26	59
Total	**33**	**26**	**59**

Location of South Sudanese Refugees in DRC

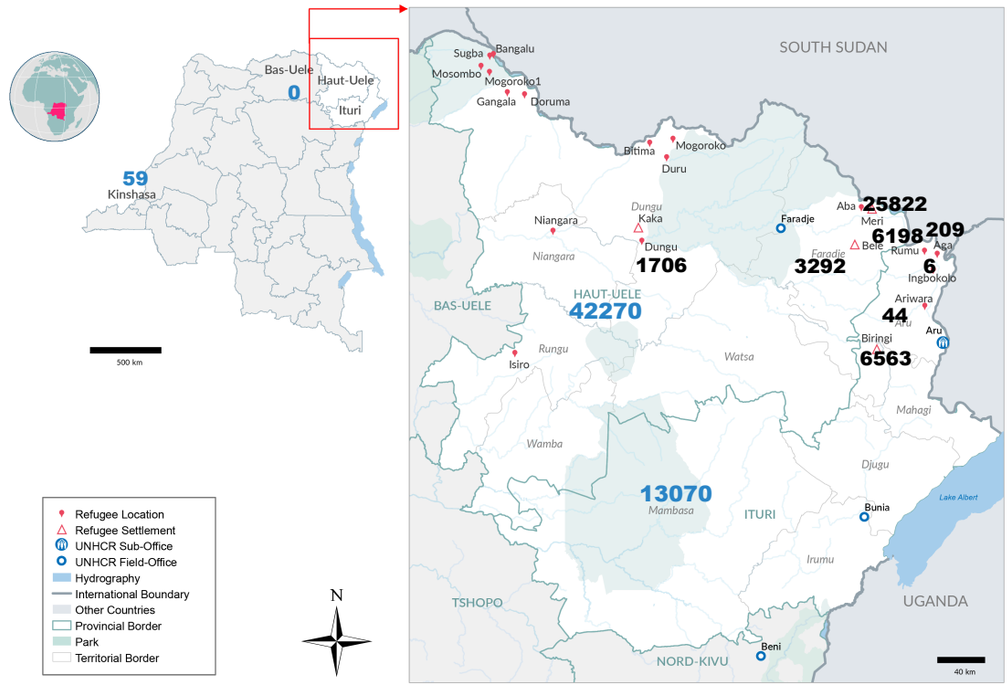

The boundaries and names used on this map do not imply official acceptance by the United Nations.

South Sudanese Refugee Population Trend (2025)



Comments about the figures of South Sudanese refugees

As at 28/2/2025, there were **55,399** South Sudanese refugees and asylum seekers in the DRC with identity documents issued by the government with the support of the UNHCR. There was a 0.05% increase in the number of refugees observed for refugees after routine registration activities.

IV. Burundian Refugees and Asylum Seekers

Key Figures

51 488 Refugees and Asylum Seekers

33 341 Refugees and Asylum Seekers biométrically registered

51 332 Registered Refugees

156 Asylum Seekers

Age and Gender of Refugee Population

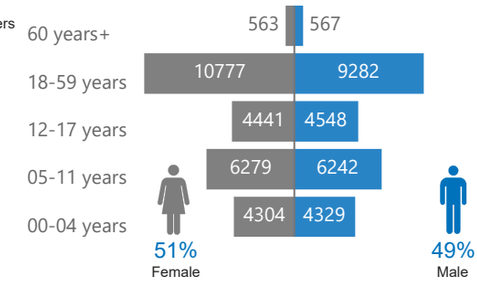

Age and Gender of Asylum Seekers

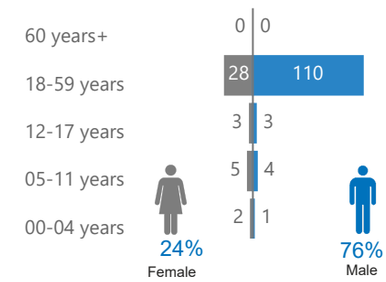

Burundian Refugee Population by Type of Location

Rural	In settlements	Urban
7 968	41 369	1 995
15.52%	80.59%	3.89%

Burundian Refugee in settlements

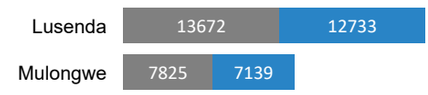

Burudian Urban refugee

Location	F	M
Lubumbashi	437	557
Goma	354	300
Bukavu	131	156
Kinshasa	32	28
Total	**954**	**1041**

Location of Burundian Refugees in DRC

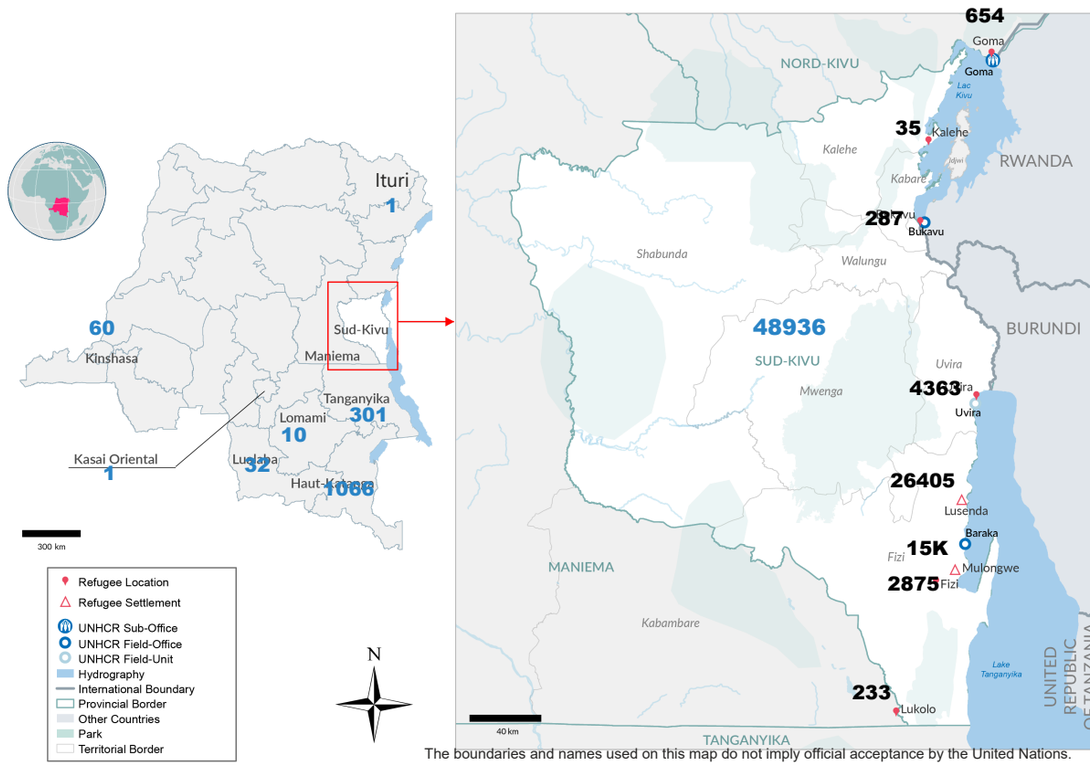

The boundaries and names used on this map do not imply official acceptance by the United Nations.

Burundian Refugee Population Trend (2025)

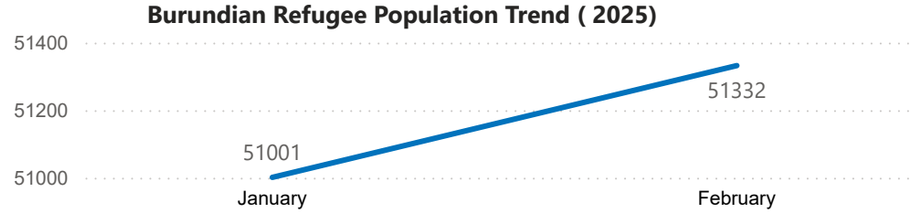

Comments about the figures of Burundian refugees

51,488 Burundian refugees and asylum seekers in the DRC as at 28/2/2025, including **51,332** refugees and **156** asylum seekers. This represents an 0.6% increase compared with january due to continuous registration operations. All refugees and asylum seekers hold identity documents issued by the government with technical support from UNHCR.

V. Rwandese Refugees and Asylum Seekers

Key Figures

203 857 Refugees and Asylum Seekers

74 506 Refugees and Asylum Seekers biométrically registered

203 722 Registered Refugees

135 Asylum Seekers

Age and Gender of Refugee Population

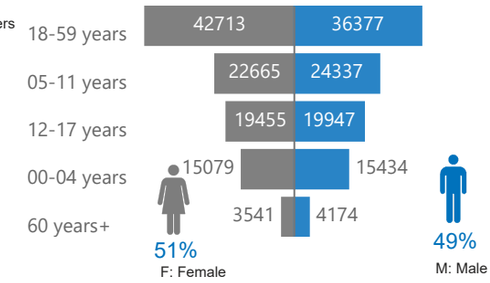

Age and Gender of Asylum Seekers

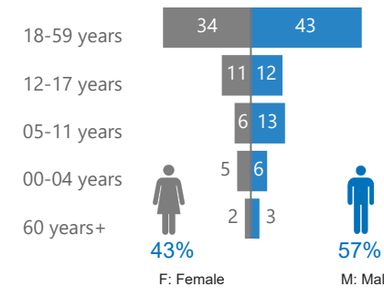

Rwandese Refugee Population by Type of Location

Rural	Urban
200 321	3 401
98.33%	1.67%

Refugee rwandese in province

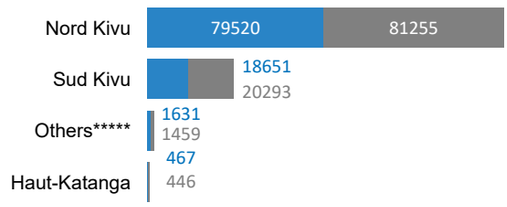

Rwandese Urban refugee

Localisation	F	M
Bukavu	546	468
Goma	734	665
Kinshasa	123	114
Lubumbashi	363	388
Total	**1766**	**1635**

Location of rwandese Refugees in DRC

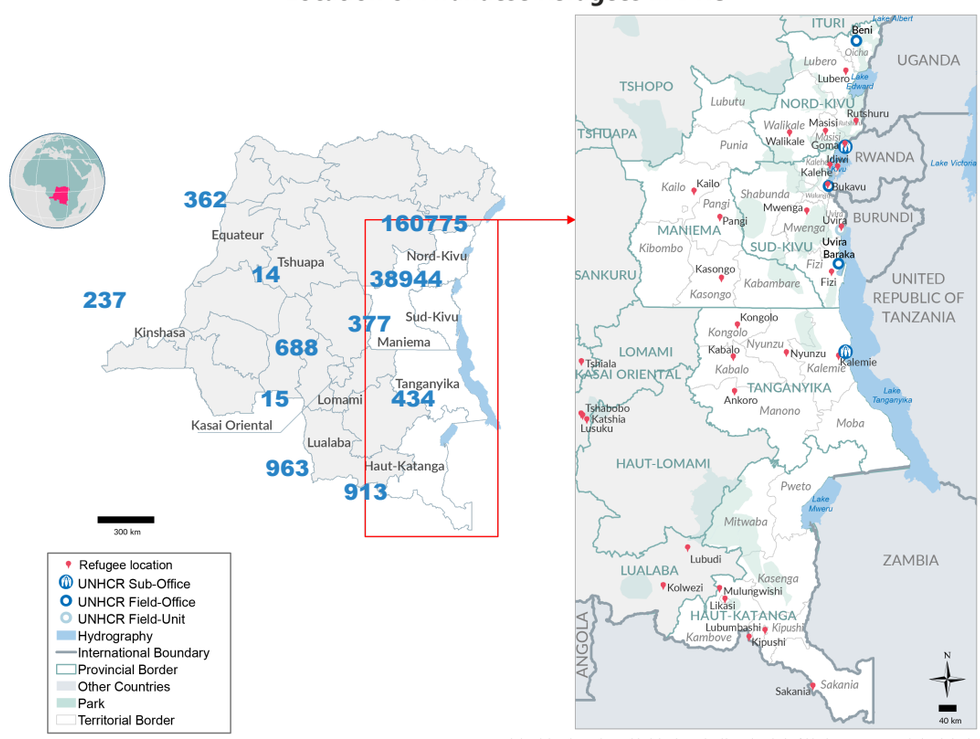

The boundaries and names shown and the designations used on this map do not imply official endorsement or acceptance by the United Nations.

Date d'impression: 10 Jul 2023 **Sources:** UNHCR, RGC **Auteur:** UNHCR - Kinshasa **Feedback:** codkidrcim@unhcr.org **Nom du fichier:** COD_Map_RWA_30062023_A3

Rwandese Refugee Population Trend (2025)

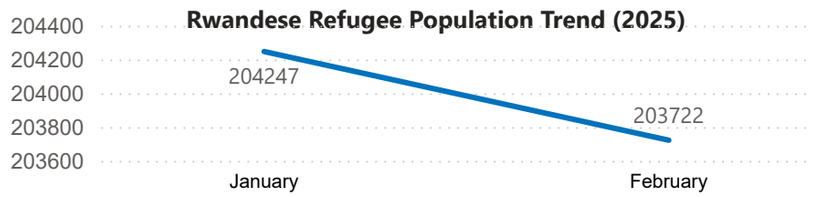

Comments about the figures of rwandese refugees

The presence of armed groups, military operations and inaccessibility in areas with a high concentration of refugees have made it difficult to finalize the registration of Rwandan refugees in the provinces of North and South Kivu. Ongoing registration is effective in accessible areas. The same applies to the repatriation of Rwandan refugees continues. In 2025, **454** Rwandans have been repatriated voluntary to their country .