





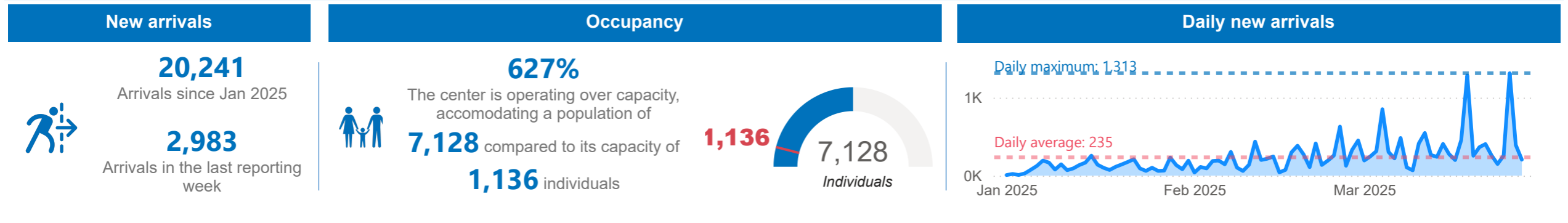








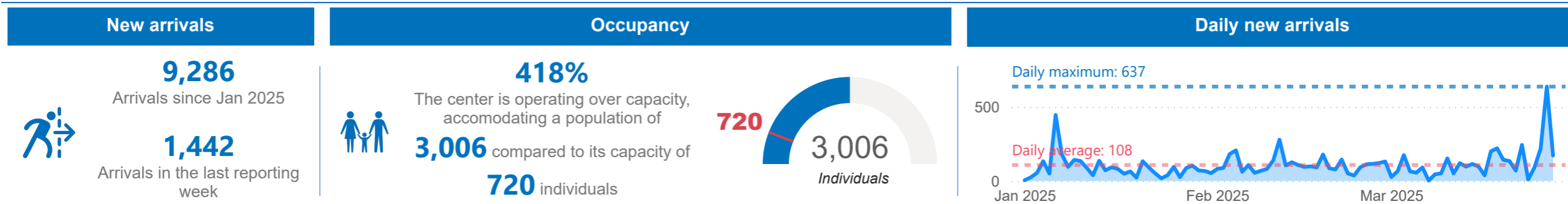
Sector	Indicator	Indicator Description / Standard	Target / Standard	Current status	What is being done - Comments	Status	
	Food	Food (Kilocalories/Person/Day)	2,100 kilo calories - The 2,100 kilocalories per person per day standard ensures basic energy and nutritional needs are met, typically provided through three balanced meals within the centres.	2100	2,100	New arrivals at this reception centre are receiving 3 hot meals a day.	●
	Health	% Of Arrivals Medically Screened	100 per cent	100	100	All individuals screened prior to registration. No outbreak detected.	●
		Crude Mortality Rate	1 death/10000/day	1	0	No death was reported during the week.	●
		Measles Vaccine Coverage Rate	100 per cent	95	100	364 children were vaccinated against measles. There are adequate vaccines, vaccine supplies and commodities available.	●
		Skilled Birth Attendance	100 per cent	100	0	No delivery was registered.	●
		Under Five Mortality Rate	2 deaths/10000/day	2	0	No death was reported during the week.	●
	Nutrition	Global Acute Malnutrition	< 10%	10	9	The GAM rate is within the acceptable standards of less than 10% with 10 (7 moderately & 3 severely) malnourished out of 111 children screened.	●
		Severe Acute Malnutrition Rate	< 2%	2	3	3 children were found to be severely malnoursihed of the 111 screened for malnutrition. This is higher than the recomended standard of less than 2%.	●
	Protection	% Of Persons Individually Registered	100 per cent of the new arrivals should be registered in ProGres V4	100	28	Registration activities are in progress and gradually gaining momentum since resuming the past reporting week.	●
	Shelter	Accommodation Space	3.5 SQM/person (Has holding capacity of 823 individuals)	823	1,472	The transit centre is at 179% operating capacity.	●
	WASH	Bathing Facilities	One facility per 50 people	29	64	No gap	●
		Health Promoters Per Refugees	One for 500	3	6	No gap	●
		Latrine Coverage	One latrine stance for 20 persons	74	73	There's a gap of 1 latrine stance.	●
		Water Coverage	Min of 15 litres/person/day	15	24	No gap	●







● Indicates that there's a gap ● Indicates that there's no gap



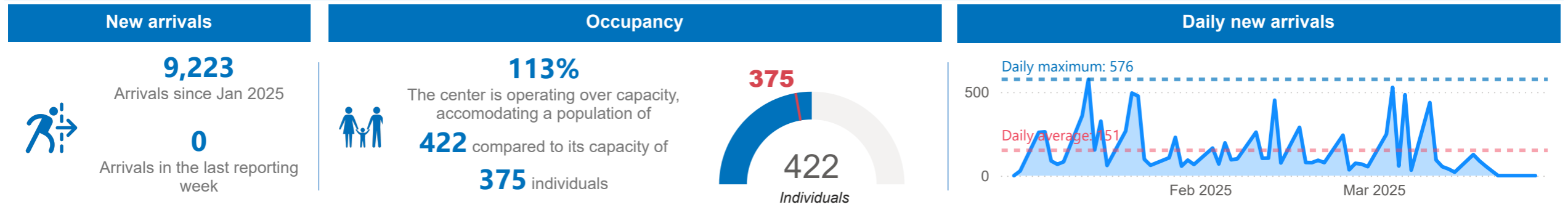
Sector	Indicator	Indicator Description / Standard	Target / Standard	Current status	What is being done - Comments	Status	
	Food	Food (Kilocalories/Person/Day)	2,100 kilo calories - The 2,100 kilocalories per person per day standard ensures basic energy and nutritional needs are met, typically provided through three balanced meals within the centres.	2100	2,100	New arrivals at this transit centre are receiving 3 hot meals a day.	●
	Health	% Of Arrivals Medically Screened	100 per cent	100	100	All individuals screened prior to registration. No disease outbreak alert was registered.	●
Crude Mortality Rate		1 death/10000/day	0.75	0.2	1 death of a child under 5 years was reported during the week. This was due to severe pneumonia	●	
Measles Vaccine Coverage Rate		100 per cent	95	100	1,015 children were vaccinated against measles. There are adequate vaccines, vaccine supplies and commodities available.	●	
Skilled Birth Attendance		100 per cent	100	100	2 emergency deliveries were conducted with the help of skilled health workers	●	
Under Five Mortality Rate		2 deaths/10000/day	1.5	0.54	1 death of a child under 5 years was reported during the week. This was due to severe pneumonia	●	
	Nutrition	Global Acute Malnutrition	< 10%	10	9	54 children (35 moderate and 19 severe) were found to be malnourished out of 587 children assessed for malnutrition. This is within the standard of less than 10%.	●
Severe Acute Malnutrition Rate		< 2%	2	3	19 children were found to be severely malnourished out of 587 children screened. This is higher than the recommended standard of less than 2%.	●	
	Protection	% Of Persons Individually Registered	100 per cent of the new arrivals should be registered in ProGres V4	100	44	Registration activities are gaining momentum despite the ongoing influx of arrivals.	●
	Shelter	Accommodation Space	3.5 SQM/person (Has holding capacity of 1,136 individuals)	1136	7,128	The transit centre is at 627% occupancy capacity.	●
	WASH	Bathing Facilities	One facility per 50 people	143	23	There's a gap of 120 bathing facilities.	●
Health Promoters Per Refugees		One for 500	14	7	There's a gap of 7 hygiene promoters.	●	
Latrine Coverage		One latrine stance for 20 persons	356	95	There's a gap of 261 latrine stances.	●	
Water Coverage		Min of 15 litres/person/day	15	15	No gap	●	







● Indicates that there's a gap ● Indicates that there's no gap



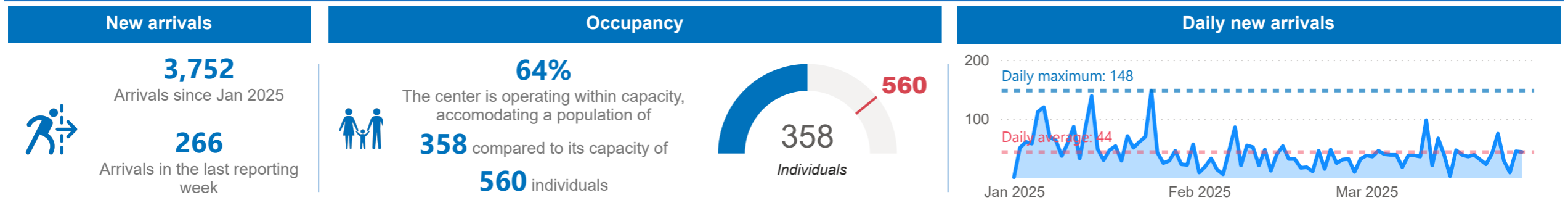
Sector	Indicator	Indicator Description / Standard	Target / Standard	Current status	What is being done - Comments	Status	
	Food	Food (Kilocalories/Person/Day)	2,100 kilo calories - The 2,100 kilocalories per person per day standard ensures basic energy and nutritional needs are met, typically provided through three balanced meals within the centres.	2100	2,100	New arrivals at this transit centre are receiving 3 hot meals a day.	●
		Health	% Of Arrivals Medically Screened	100 per cent	100	100	All individuals screened prior to registration. No outbreak alert detected.
		Crude Mortality Rate	1 death/10000/day	0.75	0.48	1 death of a child under 5 years was reported during the week. This was due to severe pneumonia	●
		Measles Vaccine Coverage Rate	100 per cent	95	100	402 children were vaccinated against measles. There are adequate vaccines, vaccine supplies and commodities available.	●
		Skilled Birth Attendance	100 per cent	100	100	3 delivery were registered with assistance of skilled health workers	●
		Under Five Mortality Rate	2 deaths/10000/day	1.5	1.3	1 death of a child under 5 years was reported during the week. This was due to severe pneumonia	●
	Nutrition	Global Acute Malnutrition	< 10%	10	4	10 (6 moderate & 4 severe) children were found to be malnourished from the 261 children screened.	●
		Severe Acute Malnutrition Rate	< 2%	2	2	4 child were found to be severely malnourished among the 261 children screened.	●
	Protection	% Of Persons Individually Registered	100 per cent of the new arrivals should be registered in ProGres V4	100	30	Registration activities are gradually gaining momentum despite the ongoing influx of arrivals.	●
	Shelter	Accomodation Space	3.5 SQM/person (Has holding capacity of 720 individuals)	720	3,006	The transit centre is at 418% occupancy capacity.	●
	WASH	Bathing Facilities	One facility per 50 people	60	25	There is a gap of 35 bathing facilities.	●
		Health Promoters Per Refugees	One for 500	6	2	There's a gap of 4 hygiene promoters.	●
		Latrine Coverage	One latrine stance for 20 persons	150	25	There is a gap of 125 latrine stances.	●
		Water Coverage	Min of 15 litres/person/day	15	37	No gap	●







● Indicates that there's a gap ● Indicates that there's no gap



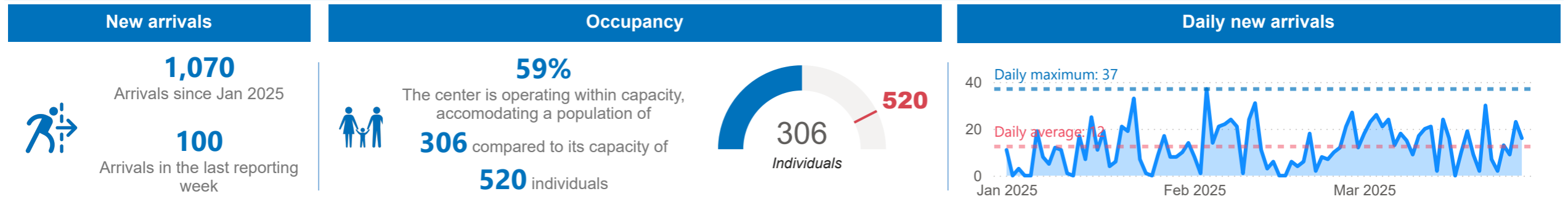
Sector	Indicator	Indicator Description / Standard	Target / Standard	Current Status	What is being done - Comments	Status	
	Food	Food (Kilocalories/Person/Day)	2,100 kilo calories - The 2,100 kilocalories per person per day standard ensures basic energy and nutritional needs are met, typically provided through three balanced meals within the centres.	2100	2100	New arrivals at this reception centre are receiving 3 hot meals a day.	●
		Health	% Of Arrivals Medically Screened	100 per cent	100	NA	The new arrivals are already screened at the Nyumanzi reception centre transit centre hence highlighting them as NA (Not Applicable)
		Crude Mortality Rate	1 death/10000/day	1	NA	The new arrivals are already screened at the Nyumanzi reception centre transit centre hence highlighting them as NA (Not Applicable)	●
		Measles Vaccine Coverage Rate	100 per cent	95	NA	The new arrivals are already screened at the Nyumanzi reception centre transit centre hence highlighting them as NA (Not Applicable)	●
		Skilled Birth Attendance	100 per cent	100	NA	The new arrivals are already screened at the Nyumanzi reception centre transit centre hence highlighting them as NA (Not Applicable)	●
		Under Five Mortality Rate	2 deaths/10000/day	2	NA	The new arrivals are already screened at the Nyumanzi reception centre transit centre hence highlighting them as NA (Not Applicable)	●
	Nutrition	Global Acute Malnutrition	< 10%	10	NA	The new arrivals are already screened at the Nyumanzi reception centre transit centre hence highlighting them as NA (Not Applicable)	●
		Severe Acute Malnutrition Rate	< 2%	2	NA	The new arrivals are already screened at the Nyumanzi reception centre transit centre hence highlighting them as NA (Not Applicable)	●
	Protection	% Of Persons Individually Registered	100 per cent of the new arrivals should be registered in ProGres V4	100	90	Registration activities are progressing smoothly with minimal gaps.	●
	Shelter	Accommodation Space	3.5 SQM/person (Has holding capacity of 375 individuals)	375	422	The transit centre is at 113% occupancy capacity.	●
	WASH	Bathing Facilities	One facility per 50 people	8	33	No gap	●
		Health Promoters Per Refugees	One for 500	1	2	No gap	●
		Latrine Coverage	One latrine stance for 20 persons	21	26	No gap	●
		Water Coverage	Min of 15 litres/person/day	15	95	No gap	●







● Indicates that there's a gap ● Indicates that there's no gap



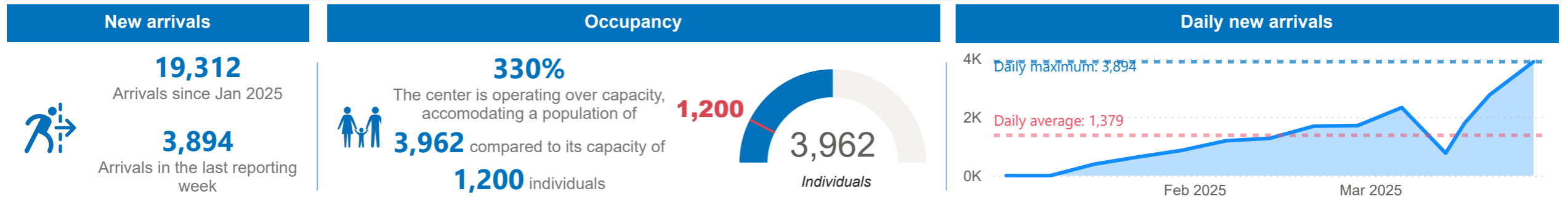
Sector	Indicator	Indicator Description / Standard	Target / Standard	Current status	What is being done - Comments	Status	
	Food	Food (Kilocalories/Person/Day)	2,100 kilo calories - The 2,100 kilocalories per person per day standard ensures basic energy and nutritional needs are met, typically provided through three balanced meals within the centres.	2100	2,100	New arrivals at this reception centre are receiving 3 hot meals a day.	●
	Health	% Of Arrivals Medically Screened	100 per cent	100	100	All individuals screened prior to registration. No outbreak detected.	●
		Crude Mortality Rate	1 death/10000/day	1	0	No death was reported during the week.	●
		Measles Vaccine Coverage Rate	100 per cent	95	100	148 children were vaccinated against measles. There are adequate vaccines, vaccine supplies and commodities available.	●
		Skilled Birth Attendance	100 per cent	100	0	No delivery was registered.	●
		Under Five Mortality Rate	2 deaths/10000/day	2	0	No death was reported during the week.	●
	Nutrition	Global Acute Malnutrition	< 10%	10	7	4 children were identified malnourished (4 moderate and 0 severe) out of the 55 children screened for malnutrition.	●
		Severe Acute Malnutrition Rate	< 2%	2	0	No child was found to be severely malnourished out of the 55 children screened for malnutrition.	●
	Protection	% Of Persons Individually Registered	100 per cent of the new arrivals should be registered in ProGres V4	100	2	A relocation took place before this reporting week, resulting in slowed down registration activities this reporting week.	●
	Shelter	Accommodation Space	3.5 SQM/person (Has holding capacity of 560 individuals)	560	358	The transit centre is within capacity.	●
	WASH	Bathing Facilities	One facility per 50 people	7	112	No gap	●
		Health Promoters Per Refugees	One for 500	1	4	No gap	●
		Latrine Coverage	One latrine stance for 20 persons	18	89	No gap	●
		Water Coverage	Min of 15 litres/person/day	15.4	307	No gap	●







● Indicates that there's a gap ● Indicates that there's no gap



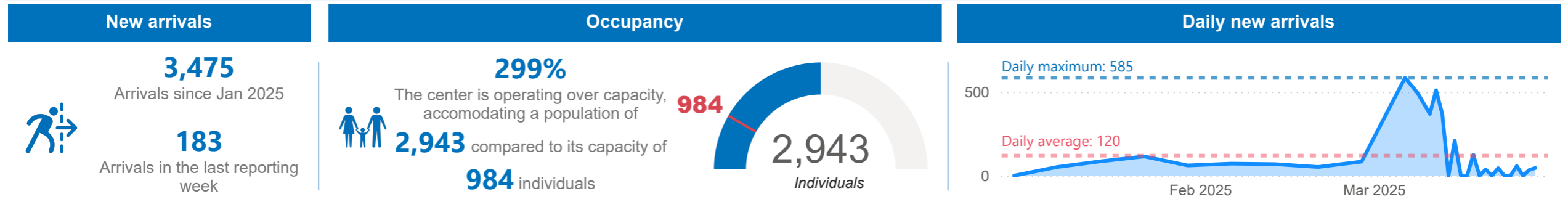
Sector	Indicator	Indicator Description / Standard	Target / Standard	Current status	What is being done - Comments	Status	
	Food	Food (Kilocalories/Person/Day)	2,100 kilo calories - The 2,100 kilocalories per person per day standard ensures basic energy and nutritional needs are met, typically provided through three balanced meals within the centres.	2100	2,100	New arrivals at this reception centre are receiving 3 hot meals a day.	●
	Health	% Of Arrivals Medically Screened	100 per cent	100	100	All individuals screened prior to registration. No outbreak detected.	●
		Crude Mortality Rate	1 death/10000/day	1	0	No death was reported during the week.	●
		Measles Vaccine Coverage Rate	100 per cent	95	100	44 children were vaccinated against measles. There are adequate vaccines, vaccine supplies and commodities available.	●
		Skilled Birth Attendance	100 per cent	100	0	No delivery was conducted during the week.	●
		Under Five Mortality Rate	2 deaths/10000/day	2	0	No death was reported during the week.	●
	Nutrition	Global Acute Malnutrition	< 10%	10	0	No child was found to be malnourished from the 17 children screened	●
		Severe Acute Malnutrition Rate	< 2%	2	0	No child was found to be severely malnourished among the 17 children screened.	●
	Protection	% Of Persons Individually Registered	100 per cent of the new arrivals should be registered in ProGres V4	100	15	Registration activities are progressing smoothly but on a slow pace.	●
	Shelter	Accomodation Space	3.5 SQM/person (Has holding capacity of 520 individuals)	520	306	The transit centre is within capacity.	●
	WASH	Bathing Facilities	One facility per 50 people	6	25	No gap	●
		Health Promoters Per Refugees	One for 500	1	4	No gap	●
		Latrine Coverage	One latrine stance for 20 persons	15	25	No gap	●
		Water Coverage	Min of 15 litres/person/day	15	88	No gap	●







● Indicates that there's a gap ● Indicates that there's no gap



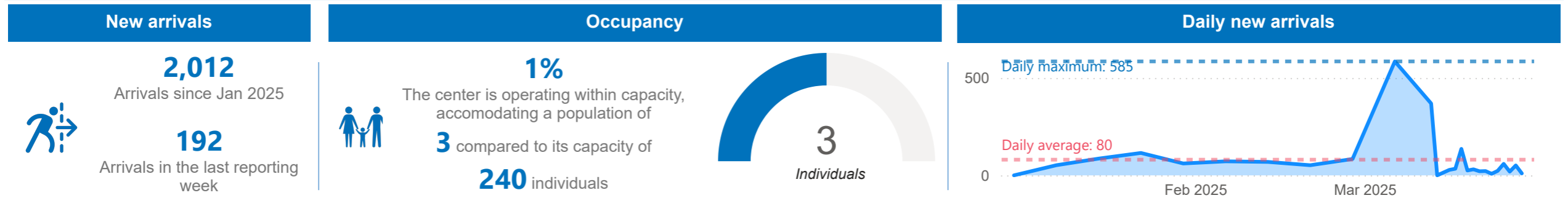
Sector	Indicator	Indicator Description / Standard	Target / Standard	Current Status	What is being done - Comments	Status
	Food (Kilocalories/Person/Day)	2,100 kilo calories - The 2,100 kilocalories per person per day standard ensures basic energy and nutritional needs are met, typically provided through three balanced meals within the centres.	2100	2100	New arrivals at this reception centre are receiving 3 hot meals a day.	●
	% Of Arrivals Medically Screened	100 per cent	100	NA	The new arrivals are already screened at the Nyakabande transit centre hence no numbers highlighting them as NA (Not Applicable)	
	Crude Mortality Rate	1 death/10000/day	1	NA	The new arrivals are already screened at the Nyakabande transit centre hence no numbers highlighting them as NA (Not Applicable)	
	Measles Vaccine Coverage Rate	100 per cent	95	NA	The new arrivals are already screened at the Nyakabande transit centre hence no numbers highlighting them as NA (Not Applicable)	
	Skilled Birth Attendance	100 per cent	100	NA	The new arrivals are already screened at the Nyakabande transit centre hence no numbers highlighting them as NA (Not Applicable)	
	Under Five Mortality Rate	2 deaths/10000/day	2	NA	The new arrivals are already screened at the Nyakabande transit centre hence no numbers highlighting them as NA (Not Applicable)	
	Global Acute Malnutrition	< 10%	10	NA	The new arrivals are already screened at the Nyakabande transit centre hence no numbers highlighting them as NA (Not Applicable)	
	Severe Acute Malnutrition Rate	< 2%	2	NA	The new arrivals are already screened at the Nyakabande transit centre hence no numbers highlighting them as NA (Not Applicable)	
	% Of Persons Individually Registered	100 per cent of the new arrivals should be registered in ProGres V4	100	100	Arrivals relocated to Kabazana have already been registered.	●
	Accommodation Space	3.5 SQM/person (Has holding capacity of 1,200 individuals)	1200	3962	The transit centre is at 330% occupancy capacity.	●
	Bathing Facilities	One facility per 50 people	79	62	There's a gap of 17 bathing facilities.	●
	Health Promoters Per Refugees	One for 500	8	201	No gap	●
	Latrine Coverage	One latrine stance for 20 persons	198	36	There's a gap of 162 latrine stances.	●
	Water Coverage	Min of 15 litres/person/day	15	64	No gap	●







● Indicates that there's a gap ● Indicates that there's no gap



Sector	Indicator	Indicator Description / Standard	Target / Standard	Current status	What is being done - Comments	Status	
	Food	Food (Kilocalories/Person/Day)	2,100 kilo calories - The 2,100 kilocalories per person per day standard ensures basic energy and nutritional needs are met, typically provided through three balanced meals within the centres.	2100	2100	New arrivals at this reception centre are receiving 3 hot meals a day.	●
	Health	% Of Arrivals Medically Screened	100 per cent	100	NA	The new arrivals are already screened at the Sebagoro transit centre hence highlighting them as NA (Not Applicable)	
		Crude Mortality Rate	1 death/10000/day	1	NA	The new arrivals are already screened at the Sebagoro transit centre hence highlighting them as NA (Not Applicable)	
		Measles Vaccine Coverage Rate	100 per cent	95	NA	The new arrivals are already screened at the Sebagoro transit centre hence highlighting them as NA (Not Applicable)	
		Skilled Birth Attendance	100 per cent	100	NA	The new arrivals are already screened at the Sebagoro transit centre hence highlighting them as NA (Not Applicable)	
		Under Five Mortality Rate	2 deaths/10000/day	2	NA	The new arrivals are already screened at the Sebagoro transit centre hence highlighting them as NA (Not Applicable)	
	Nutrition	Global Acute Malnutrition	< 10%	10	NA	The new arrivals are already screened at the Sebagoro transit centre hence highlighting them as NA (Not Applicable)	
		Severe Acute Malnutrition Rate	< 2%	2	NA	The new arrivals are already screened at the Sebagoro transit centre hence highlighting them as NA (Not Applicable)	
	Protection	% Of Persons Individually Registered	100 per cent of the new arrivals should be registered in ProGres V4	100	16	Registration activities are ongoing and working to keep pace with the recently increased arrivals.	●
	Shelter	Accommodation Space	3.5 SQM/person (Has holding capacity of 1,200 individuals)	984	2943	The transit centre is at 299% occupancy capacity.	●
	WASH	Bathing Facilities	One facility per 50 people	59	29	There's a gap of 34 bathing facilities.	●
		Health Promoters Per Refugees	One for 500	6	4	There's a gap of 2 hygiene promoters.	●
		Latrine Coverage	One latrine stance for 20 persons	147	54	There's a gap of 104 latrine stances.	●
		Water Coverage	Min of 15 litres/person/day	15	14	There's a gap of 4,145 litres of water.	●

● Indicates that there's a gap ● Indicates that there's no gap



Sector	Indicator	Indicator Description / Standard	Target / Standard	Current status	What is being done - Comments	Status	
	Food	Food (Kilocalories/Person/Day)	2,100 kilo calories - The 2,100 kilocalories per person per day standard ensures basic energy and nutritional needs are met, typically provided through three balanced meals within the centres.	2100	2,100	New arrivals at this reception centre are receiving 3 hot meals a day.	●
	Health	% Of Arrivals Medically Screened	100 per cent	100	100	All individuals screened prior to registration with no disease outbreak alert detected.	●
		Crude Mortality Rate	1 death/10000/day	1	0	No death was reported during the week.	●
		Measles Vaccine Coverage Rate	100 per cent	95	100	93 children were vaccinated against measles. There are adequate vaccines, vaccine supplies and commodities available.	●
		Skilled Birth Attendance	100 per cent	100	0	No delivery was registered.	●
		Under Five Mortality Rate	2 deaths/10000/day	2	0	No death was reported during the week.	●
	Nutrition	Global Acute Malnutrition	< 10%	10	0	No child was found to be malnourished out of the 29 children screened.	●
		Severe Acute Malnutrition Rate	< 2%	2	0	No child was found to be severely malnourished of out the 29 children screened.	●
	Protection	% Of Persons Individually Registered	100 per cent of the new arrivals should be registered in ProGres V4	100	0	Arrivals are relocated to Kagoma reception centre where they are registered.	●
	Shelter	Accommodation Space	3.5 SQM/person (Has holding capacity of 1,200 individuals)	240	3	The transit centre is within capacity.	●
	WASH	Bathing Facilities	One facility per 50 people	1	10	No gap	●
		Health Promoters Per Refugees	One for 500	1	1	No gap	●
		Latrine Coverage	One latrine stance for 20 persons	1	7	No gap	●
		Water Coverage	Min of 15 litres/person/day	15	174	No gap	●

● Indicates that there's a gap ● Indicates that there's no gap