





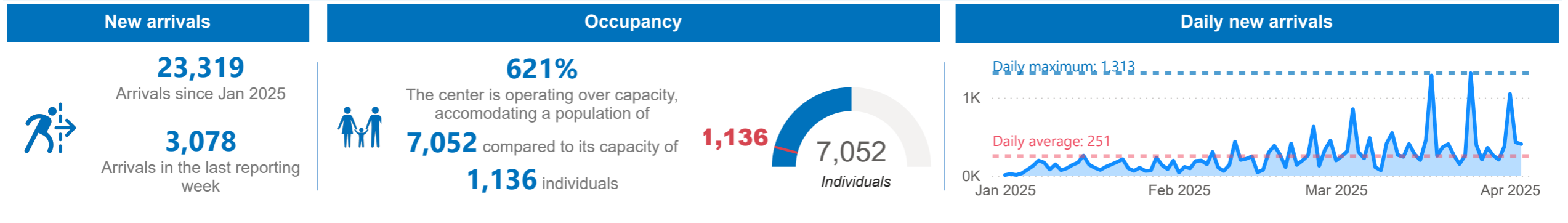


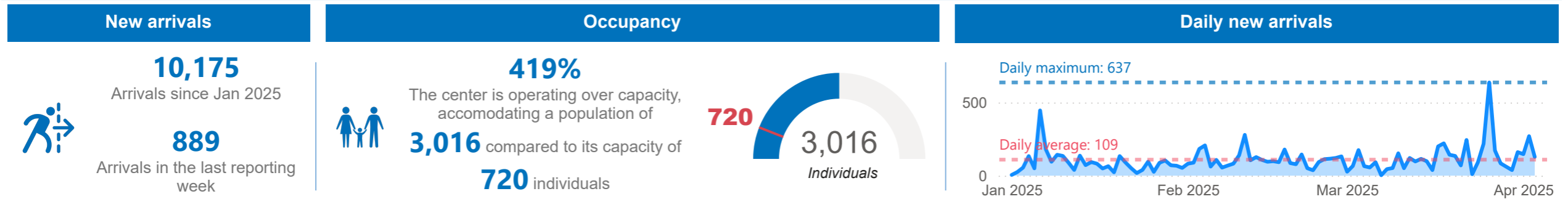
Sector	Indicator	Indicator Description / Standard	Target / Standard	Current status	What is being done - Comments	Status	
	Food	Food (Kilocalories/Person/Day)	2,100 kilo calories - The 2,100 kilocalories per person per day standard ensures basic energy and nutritional needs are met, typically provided through three balanced meals within the centres.	2100	2,100	New arrivals at this reception centre are receiving 3 hot meals a day.	●
	Health	% Of Arrivals Medically Screened	100 per cent	100	100	All individuals screened prior to registration. No outbreak detected.	●
		Crude Mortality Rate	1 death/10000/day	1	0	No death was reported during the week.	●
		Measles Vaccine Coverage Rate	100 per cent	95	100	263 children were vaccinated against measles. There are adequate vaccines, vaccine supplies and commodities available.	●
		Skilled Birth Attendance	100 per cent	100	0	No delivery was registered.	●
		Under Five Mortality Rate	2 deaths/10000/day	2	0	No death was reported during the week.	●
	Nutrition	Global Acute Malnutrition	< 10%	10	10	The GAM rate is within the acceptable standards of less than 10% with 7 (5 moderately & 2 severely) malnourished out of 73 children screened.	●
		Severe Acute Malnutrition Rate	< 2%	2	3	2 children were found to be severely malnoursihed of the 73 screened for malnutrition. This is higher than the recomended standard of less than 2%.	●
	Protection	% Of Persons Individually Registered	100 per cent of the new arrivals should be registered in ProGres V4	100	23	Registration activities are in progress and gradually gaining momentum since resuming the past reporting week.	●
	Shelter	Accomodation Space	3.5 SQM/person (Has holding capacity of 823 individuals)	823	1,443	The transit centre is at 175% operating capacity.	●
	WASH	Bathing Facilities	One facility per 50 people	29	64	No gap	●
		Health Promoters Per Refugees	One for 500	3	6	No gap	●
		Latrine Coverage	One latrine stance for 20 persons	72	73	No gap	●
		Water Coverage	Min of 15 litres/person/day	15	25	No gap	●







● Indicates that there's a gap    ● Indicates that there's no gap



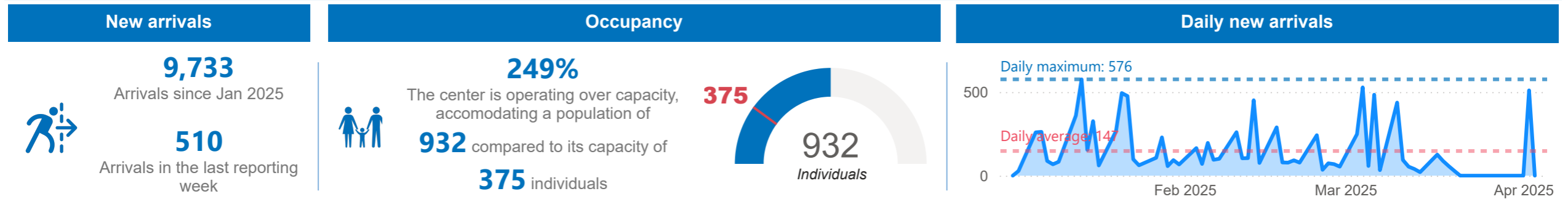
Sector	Indicator	Indicator Description / Standard	Target / Standard	Current status	What is being done - Comments	Status	
	Food	Food (Kilocalories/Person/Day)	2,100 kilo calories - The 2,100 kilocalories per person per day standard ensures basic energy and nutritional needs are met, typically provided through three balanced meals within the centres.	2100	2,100	New arrivals at this transit centre are receiving 3 hot meals a day.	●
	Health	% Of Arrivals Medically Screened	100 per cent	100	100	All individuals screened prior to registration. 2 disease outbreak alerts were reported an dinvestigations are ongoing	●
		Crude Mortality Rate	1 death/10000/day	0.75	0.4	2 deaths reported (1 under 5 years and 1 above 5 years) during the week. These were due to severe pneumonia	●
		Measles Vaccine Coverage Rate	100 per cent	95	100	1,052 children were vaccinated against measles. There are adequate vaccines, vaccine supplies and commodities available.	●
		Skilled Birth Attendance	100 per cent	100	100	2 emergency deliveries were conducted with the help of skilled health workers	●
		Under Five Mortality Rate	2 deaths/10000/day	1.5	0.55	1 death of a child under 5 years was reported during the week. This was due to severe pneumonia	●
	Nutrition	Global Acute Malnutrition	< 10%	10	10	55 children (42 moderate and 13 severe) were found to be malnourished out of 550 children assessed for malnutrition. This is within the standard of less than 10%.	●
		Severe Acute Malnutrition Rate	< 2%	2	2	13 children were found to be severely malnourished out of 550 children screened. This is higher than the recommended standard of less than 2%.	●
	Protection	% Of Persons Individually Registered	100 per cent of the new arrivals should be registered in ProGres V4	100	44	Registration activities are gaining momentum despite the ongoing influx of arrivals.	●
	Shelter	Accommodation Space	3.5 SQM/person (Has holding capacity of 1,136 individuals)	1136	7,052	The transit centre is at 621% occupancy capacity.	●
	WASH	Bathing Facilities	One facility per 50 people	141	23	There's a gap of 118 bathing facilities.	●
		Health Promoters Per Refugees	One for 500	14	7	There's a gap of 7 hygiene promoters.	●
		Latrine Coverage	One latrine stance for 20 persons	353	95	There's a gap of 258 latrine stances.	●
		Water Coverage	Min of 15 litres/person/day	15	16	No gap	●







● Indicates that there's a gap    ● Indicates that there's no gap



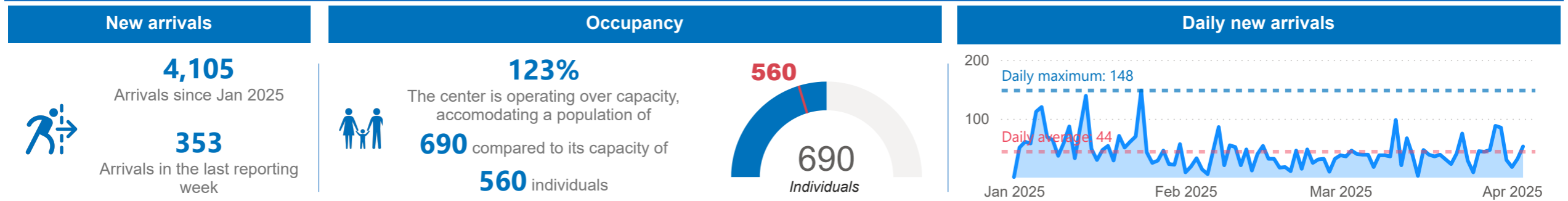
Sector	Indicator	Indicator Description / Standard	Target / Standard	Current status	What is being done - Comments	Status
	Food (Kilocalories/Person/Day)	2,100 kilo calories - The 2,100 kilocalories per person per day standard ensures basic energy and nutritional needs are met, typically provided through three balanced meals within the centres.	2100	2,100	New arrivals at this transit centre are receiving 3 hot meals a day.	●
	% Of Arrivals Medically Screened	100 per cent	100	100	All individuals screened prior to registration. No outbreak alert detected.	●
	Crude Mortality Rate	1 death/10000/day	0.75	0	No death was reported during the week.	●
	Measles Vaccine Coverage Rate	100 per cent	95	100	283 children were vaccinated against measles. There are adequate vaccines, vaccine supplies and commodities available.	●
	Skilled Birth Attendance	100 per cent	100	100	6 delivery were registered with assistance of skilled health workers	●
	Under Five Mortality Rate	2 deaths/10000/day	1.5	0	No death of children under 5 years was reported during the week.	●
	Global Acute Malnutrition	< 10%	10	3	5 (3 moderate & 2 severe) children were found to be malnourished from the 168 children screened.	●
	Severe Acute Malnutrition Rate	< 2%	2	1	2 child were found to be severely malnourished among the 168 children screened.	●
	% Of Persons Individually Registered	100 per cent of the new arrivals should be registered in ProGres V4	100	30	Registration activities are gradually gaining momentum despite the ongoing influx of arrivals.	●
	Accommodation Space	3.5 SQM/person (Has holding capacity of 720 individuals)	720	3,016	The transit centre is at 419% occupancy capacity.	●
	Bathing Facilities	One facility per 50 people	60	25	There is a gap of 35 bathing facilities.	●
	Health Promoters Per Refugees	One for 500	6	2	There's a gap of 4 hygiene promoters.	●
	Latrine Coverage	One latrine stance for 20 persons	151	25	There is a gap of 126 latrine stances.	●
	Water Coverage	Min of 15 litres/person/day	15	36	No gap	●







● Indicates that there's a gap    ● Indicates that there's no gap



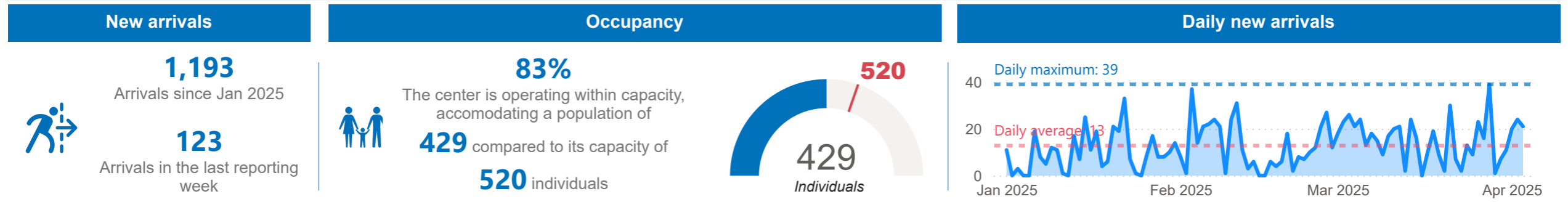
Sector	Indicator	Indicator Description / Standard	Target / Standard	Current Status	What is being done - Comments	Status		
	Food	Food (Kilocalories/Person/Day)	2,100 kilo calories - The 2,100 kilocalories per person per day standard ensures basic energy and nutritional needs are met, typically provided through three balanced meals within the centres.	2100	2100	New arrivals at this reception centre are receiving 3 hot meals a day.	●	
		Health	% Of Arrivals Medically Screened	100 per cent	100	NA	The new arrivals are already screened at the Nyumanzi reception centre transit centre hence highlighting them as NA (Not Applicable)	●
			Crude Mortality Rate	1 death/10000/day	1	NA	The new arrivals are already screened at the Nyumanzi reception centre transit centre hence highlighting them as NA (Not Applicable)	●
			Measles Vaccine Coverage Rate	100 per cent	95	NA	The new arrivals are already screened at the Nyumanzi reception centre transit centre hence highlighting them as NA (Not Applicable)	●
			Skilled Birth Attendance	100 per cent	100	NA	The new arrivals are already screened at the Nyumanzi reception centre transit centre hence highlighting them as NA (Not Applicable)	●
		Under Five Mortality Rate	2 deaths/10000/day	2	NA	The new arrivals are already screened at the Nyumanzi reception centre transit centre hence highlighting them as NA (Not Applicable)	●	
	Nutrition	Global Acute Malnutrition	< 10%	10	NA	The new arrivals are already screened at the Nyumanzi reception centre transit centre hence highlighting them as NA (Not Applicable)	●	
		Severe Acute Malnutrition Rate	< 2%	2	NA	The new arrivals are already screened at the Nyumanzi reception centre transit centre hence highlighting them as NA (Not Applicable)	●	
	Protection	% Of Persons Individually Registered	100 per cent of the new arrivals should be registered in ProGres V4	100	69	Registration activities are progressing smoothly with minimal gaps.	●	
	Shelter	Accommodation Space	3.5 SQM/person (Has holding capacity of 375 individuals)	375	932	The transit centre is at 249% occupancy capacity.	●	
	WASH	Bathing Facilities	One facility per 50 people	19	33	No gap	●	
		Health Promoters Per Refugees	One for 500	2	2	No gap	●	
		Latrine Coverage	One latrine stance for 20 persons	47	26	There's a gap of 21 latrine stances.	●	
		Water Coverage	Min of 15 litres/person/day	15	43	No gap	●	







● Indicates that there's a gap    ● Indicates that there's no gap



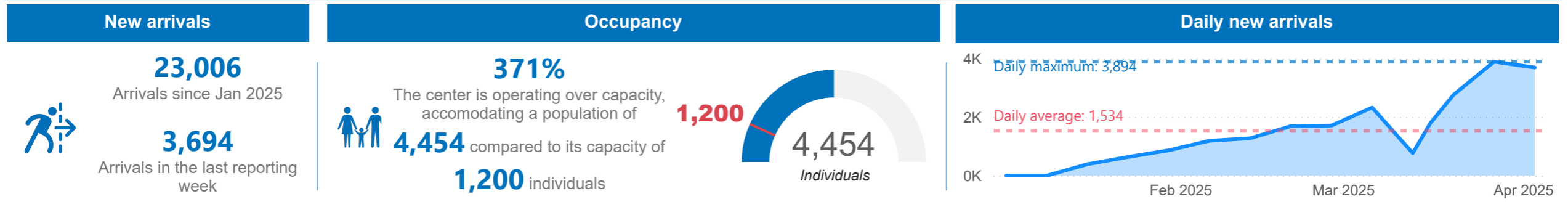
Sector	Indicator	Indicator Description / Standard	Target / Standard	Current status	What is being done - Comments	Status	
	Food	Food (Kilocalories/Person/Day)	2,100 kilo calories - The 2,100 kilocalories per person per day standard ensures basic energy and nutritional needs are met, typically provided through three balanced meals within the centres.	2100	2,100	New arrivals at this reception centre are receiving 3 hot meals a day.	●
	Health	% Of Arrivals Medically Screened	100 per cent	100	100	All individuals screened prior to registration. No outbreak detected.	●
		Crude Mortality Rate	1 death/10000/day	1	0	No death was reported during the week.	●
		Measles Vaccine Coverage Rate	100 per cent	95	100	156 children were vaccinated against measles. There are adequate vaccines, vaccine supplies and commodities available.	●
		Skilled Birth Attendance	100 per cent	100	0	No delivery was registered.	●
		Under Five Mortality Rate	2 deaths/10000/day	2	0	No death was reported during the week.	●
	Nutrition	Global Acute Malnutrition	< 10%	10	18	12 children were identified malnourished (9 moderate and 3 severe) out of the 67 children screened for malnutrition.	●
		Severe Acute Malnutrition Rate	< 2%	2	4	3 children were found to be severely malnourished out of the 67 children screened for malnutrition.	●
	Protection	% Of Persons Individually Registered	100 per cent of the new arrivals should be registered in ProGres V4	100	87	Registration activities are progressing smoothly and with minimal gaps.	●
	Shelter	Accommodation Space	3.5 SQM/person (Has holding capacity of 560 individuals)	560	690	The transit centre is at 123% occupancy capacity.	●
	WASH	Bathing Facilities	One facility per 50 people	14	112	No gap	●
		Health Promoters Per Refugees	One for 500	1	4	No gap	●
		Latrine Coverage	One latrine stance for 20 persons	35	89	No gap	●
		Water Coverage	Min of 15 litres/person/day	15.4	159	No gap	●







● Indicates that there's a gap    ● Indicates that there's no gap



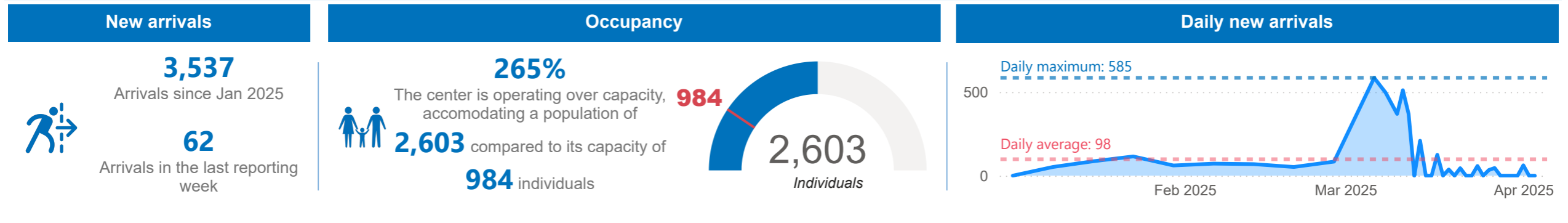
Sector	Indicator	Indicator Description / Standard	Target / Standard	Current status	What is being done - Comments	Status	
	Food	Food (Kilocalories/Person/Day)	2,100 kilo calories - The 2,100 kilocalories per person per day standard ensures basic energy and nutritional needs are met, typically provided through three balanced meals within the centres.	2100	2,100	New arrivals at this reception centre are receiving 3 hot meals a day.	●
	Health	% Of Arrivals Medically Screened	100 per cent	100	100	All individuals screened prior to registration. No outbreak detected.	●
		Crude Mortality Rate	1 death/10000/day	1	0	No death was reported during the week.	●
		Measles Vaccine Coverage Rate	100 per cent	95	100	25 children were vaccinated against measles. There are adequate vaccines, vaccine supplies and commodities available.	●
		Skilled Birth Attendance	100 per cent	100	0	No delivery was conducted during the week.	●
		Under Five Mortality Rate	2 deaths/10000/day	2	0	No death was reported during the week.	●
	Nutrition	Global Acute Malnutrition	< 10%	10	0	No child was found to be malnourished from the 12 children screened	●
		Severe Acute Malnutrition Rate	< 2%	2	0	No child was found to be severely malnourished among the 12 children screened.	●
	Protection	% Of Persons Individually Registered	100 per cent of the new arrivals should be registered in ProGres V4	100	0	There was no registration last week as the team is currently on mission in Kisoro to support the ongoing emergency response.	●
	Shelter	Accommodation Space	3.5 SQM/person (Has holding capacity of 520 individuals)	520	429	The transit centre is within capacity.	●
	WASH	Bathing Facilities	One facility per 50 people	9	25	No gap	●
		Health Promoters Per Refugees	One for 500	1	4	No gap	●
		Latrine Coverage	One latrine stance for 20 persons	21	25	No gap	●
		Water Coverage	Min of 15 litres/person/day	15	63	No gap	●







● Indicates that there's a gap    ● Indicates that there's no gap



Sector	Indicator	Indicator Description / Standard	Target / Standard	Current Status	What is being done - Comments	Status	
	Food	Food (Kilocalories/Person/Day)	2,100 kilo calories - The 2,100 kilocalories per person per day standard ensures basic energy and nutritional needs are met, typically provided through three balanced meals within the centres.	2100	2100	New arrivals at this reception centre are receiving 3 hot meals a day.	●
	Health	% Of Arrivals Medically Screened	100 per cent	100	NA	The new arrivals are already screened at the Nyakabande transit centre hence no numbers highlighting them as NA (Not Applicable)	
		Crude Mortality Rate	1 death/10000/day	1	NA	The new arrivals are already screened at the Nyakabande transit centre hence no numbers highlighting them as NA (Not Applicable)	
		Measles Vaccine Coverage Rate	100 per cent	95	NA	The new arrivals are already screened at the Nyakabande transit centre hence no numbers highlighting them as NA (Not Applicable)	
		Skilled Birth Attendance	100 per cent	100	NA	The new arrivals are already screened at the Nyakabande transit centre hence no numbers highlighting them as NA (Not Applicable)	
		Under Five Mortality Rate	2 deaths/10000/day	2	NA	The new arrivals are already screened at the Nyakabande transit centre hence no numbers highlighting them as NA (Not Applicable)	
	Nutrition	Global Acute Malnutrition	< 10%	10	NA	The new arrivals are already screened at the Nyakabande transit centre hence no numbers highlighting them as NA (Not Applicable)	
		Severe Acute Malnutrition Rate	< 2%	2	NA	The new arrivals are already screened at the Nyakabande transit centre hence no numbers highlighting them as NA (Not Applicable)	
	Protection	% Of Persons Individually Registered	100 per cent of the new arrivals should be registered in ProGres V4	100	100	Arrivals relocated to Kabazana have already been registered.	●
	Shelter	Accommodation Space	3.5 SQM/person (Has holding capacity of 1,200 individuals)	1200	4454	The transit centre is at 371% occupancy capacity.	●
	WASH	Bathing Facilities	One facility per 50 people	89	62	There's a gap of 27 bathing facilities.	●
		Health Promoters Per Refugees	One for 500	9	201	No gap	●
		Latrine Coverage	One latrine stance for 20 persons	223	36	There's a gap of 187 latrine stances.	●
		Water Coverage	Min of 15 litres/person/day	15	43	No gap	●

● Indicates that there's a gap    ● Indicates that there's no gap



Sector	Indicator	Indicator Description / Standard	Target / Standard	Current status	What is being done - Comments	Status	
	Food	Food (Kilocalories/Person/Day)	2,100 kilo calories - The 2,100 kilocalories per person per day standard ensures basic energy and nutritional needs are met, typically provided through three balanced meals within the centres.	2100	2100	New arrivals at this reception centre are receiving 3 hot meals a day.	●
	Health	% Of Arrivals Medically Screened	100 per cent	100	NA	The new arrivals are already screened at the Sebagoro transit centre hence highlighting them as NA (Not Applicable)	
		Crude Mortality Rate	1 death/10000/day	1	NA	The new arrivals are already screened at the Sebagoro transit centre hence highlighting them as NA (Not Applicable)	
		Measles Vaccine Coverage Rate	100 per cent	95	NA	The new arrivals are already screened at the Sebagoro transit centre hence highlighting them as NA (Not Applicable)	
		Skilled Birth Attendance	100 per cent	100	NA	The new arrivals are already screened at the Sebagoro transit centre hence highlighting them as NA (Not Applicable)	
		Under Five Mortality Rate	2 deaths/10000/day	2	NA	The new arrivals are already screened at the Sebagoro transit centre hence highlighting them as NA (Not Applicable)	
	Nutrition	Global Acute Malnutrition	< 10%	10	NA	The new arrivals are already screened at the Sebagoro transit centre hence highlighting them as NA (Not Applicable)	
		Severe Acute Malnutrition Rate	< 2%	2	NA	The new arrivals are already screened at the Sebagoro transit centre hence highlighting them as NA (Not Applicable)	
	Protection	% Of Persons Individually Registered	100 per cent of the new arrivals should be registered in ProGres V4	100	23	Registration activities are ongoing and working to keep pace with the recently increased arrivals.	●
	Shelter	Accommodation Space	3.5 SQM/person (Has holding capacity of 1,200 individuals)	984	2603	The transit centre is at 265% occupancy capacity.	●
	WASH	Bathing Facilities	One facility per 50 people	52	29	There's a gap of 23 bathing facilities.	●
		Health Promoters Per Refugees	One for 500	5	4	There's a gap of 1 hygiene promoter.	●
		Latrine Coverage	One latrine stance for 20 persons	130	54	There's a gap of 76 latrine stances.	●
		Water Coverage	Min of 15 litres/person/day	15	15	No gap	●

● Indicates that there's a gap    ● Indicates that there's no gap