# UNHCR | South Sudan

# New Arrivals Population Tracking - Sudan Situation

Data as of 31 March 2025

| 273,848 | 1,118,194 | 1,562 | 46,591 | 68.3% | 31.6% | 0.2% |
|---|---|---|---|---|---|---|
| Total Households | Total Individuals | Daily Arrival Rate | Monthly Arrival Rate | South Sudanese | Refugee & Asylum-seeker | Third Country |

## Age and Gender Breakdown

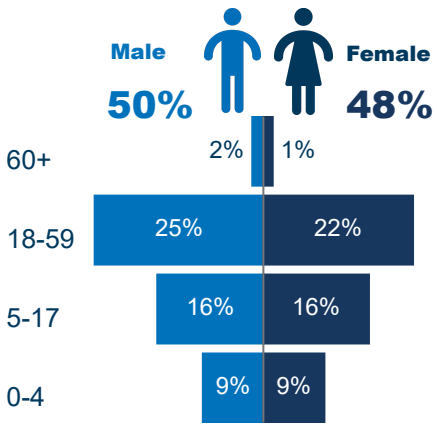


## Daily Arrival Trends of March

**31,669** Individuals Arrived in March

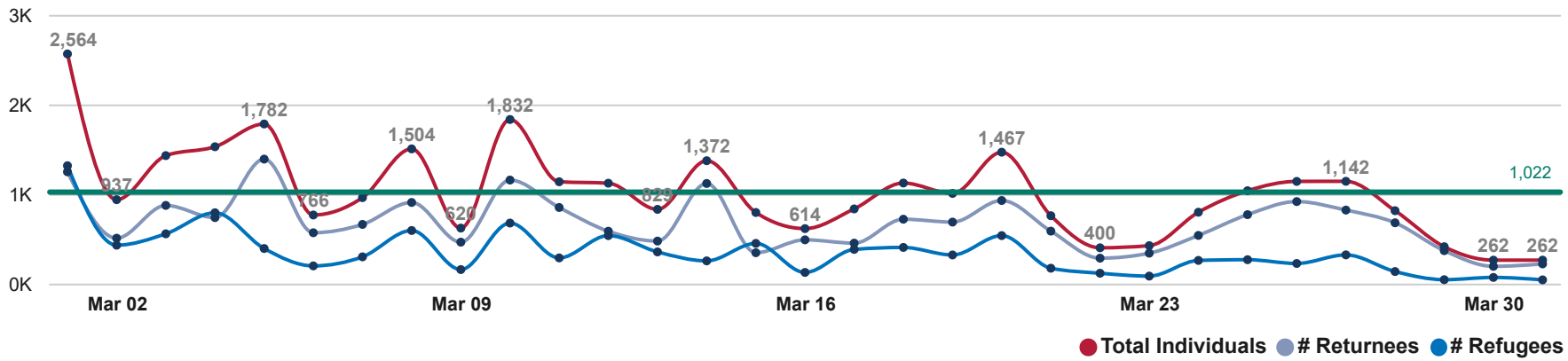


## Top 10 Departure Location of Sudan

| | |
|---|---|
| White Nile | 427,678 |
| Khartoum | 351,657 |
| Blue Nile | 86,137 |
| Sennar | 52,760 |
| Al Gezira | 45,277 |
| West Kordofan | 32,186 |
| East Darfur | 22,804 |
| South Darfur | 19,315 |
| Aj Jazirah | 15,863 |
| Unknown Admin1 | 14,922 |

## Top 10 Border Entry Points

| | |
|---|---|
| Wunthow (Juda) | 804,988 |
| Majokyinthiou | 51,566 |
| Abyei Amiet | 32,566 |
| Atam | 32,328 |
| Panakuach | 29,685 |
| Kiir Adem | 21,708 |
| Gongbar | 19,187 |
| Babnis | 18,719 |
| Shatta | 14,990 |
| Emtidad | 13,239 |

## Top 10 Intended Destination Location in South Sudan

| | |
|---|---|
| Upper Nile | 741,305 |
| Central Equatoria | 101,669 |
| Northern Bahr el Gha... | 88,624 |
| Unity | 71,744 |
| Western Bahr el Ghazal | 38,162 |
| Jonglei | 22,438 |
| Warrap | 20,755 |
| Abyei Administrative ... | 17,573 |
| Unknown | 11,833 |
| Central | 1,050 |

## Last 6 Months Arrival Trends

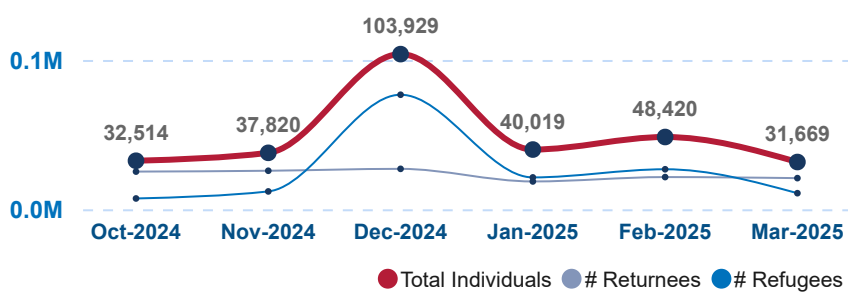


## Arrivals Top 3 Nationalities

**Source:** RRC-UNHCR-IOM Joint Border Monitoring

**Feedback:** Information Management Unit | ssdjuim@unhcr.org

**UNHCR, South Sudan**