

Month	Beneficiaries Reached
January	10,033
February	8,822
March	7,954

A donut chart illustrating the gender distribution of the sample. The chart is divided into three segments: a large grey segment for 'Female' (59.6%), a medium blue segment for 'Male' (40.2%), and a very small red segment for 'GNC' (0.2%). The total count of 26,809 is displayed in the center of the chart.

Gender	Percentage
Male	40.2%
Female	59.6%
GNC	0.2%

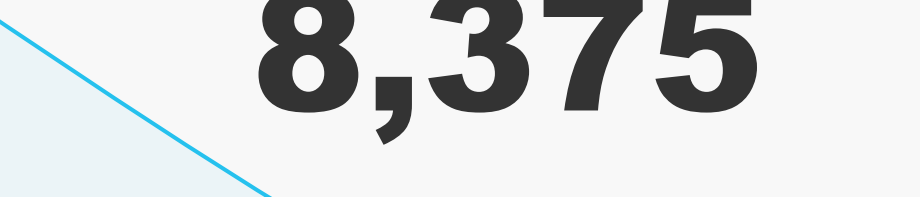
26,809

Country	Number of people
Syrian	19,281
Turkish	5,233
Other N...	1,844
Afghan	451
Ukranian	0

All

All

All



The infographic features a light blue background with a white diagonal line sloping downwards from the top left to the bottom right. A blue dot is positioned at the top left end of this line. The number '8,375' is displayed in large, bold, black font at the top. Below it, the text 'Number of individuals receiving cash/in-kind assistance to meet their protection needs' is written in a smaller, grey font. At the bottom, the number '2,000' is shown in large, bold, black font, with the year '2018' in a smaller, grey font to its right. The year '2017' is also present in a smaller, grey font to the left of the '2,000'.

8,375

Number of individuals receiving cash/in-kind assistance to meet their protection needs

2,000

2017 2018



286

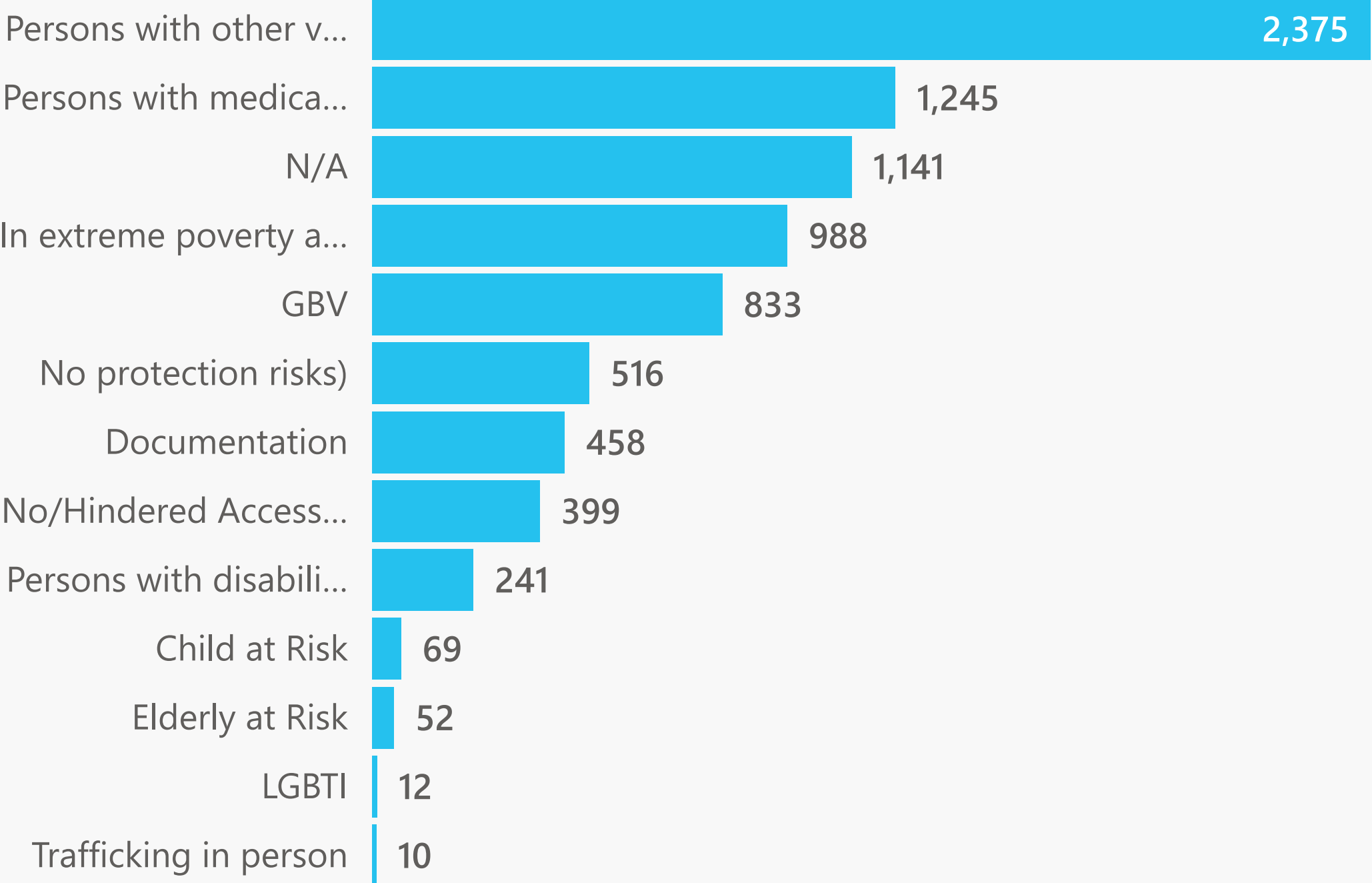
of individuals trained on international protection, rights, services and available assistance

ASAM	HRDF	ICMPD	Multeciler Derneği	SAMS	Save the Children	SEVKAR	TRC	UMHD	UNFPA	UNHCR	WALD	YSF
------	------	-------	--------------------	------	-------------------	--------	-----	------	-------	-------	------	-----

GIZ	ICMPD	SAMS	Save the Children	UMHD	UNFPA	UNHCR	UNICEF
-----	-------	------	-------------------	------	-------	-------	--------


Number of individuals with specific needs/vulnerabilities assessed and identified with protection needs

8,474



Number of Individuals Trained

286



Number of Individuals Reached with Information Dissemination or Awareness Raising

3,302



Location

All

Appeal

All

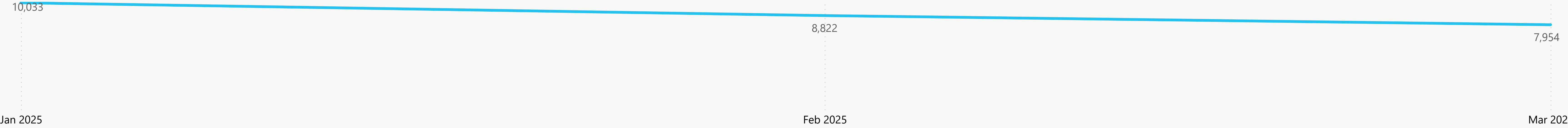
Nationality

All

EQ Response Activity

All

Individuals benefitting protection Services by Month



2025
Q1
Jan

Feb

Mar

Reporting Agencies

ASAM	HRDF	ICMPD	Multeciler Dernegi	SAMS	Save the Children	SEVKAR	TRC	UMHD	UNFPA	UNHCR	WALD	YSF
------	------	-------	--------------------	------	-------------------	--------	-----	------	-------	-------	------	-----

Supporting Agencies

GIZ	ICMPD	SAMS	Save the Children	UMHD	UNFPA	UNHCR	UNICEF
-----	-------	------	-------------------	------	-------	-------	--------

Location

All

Appeal

3RP

EQ Response Activity

All

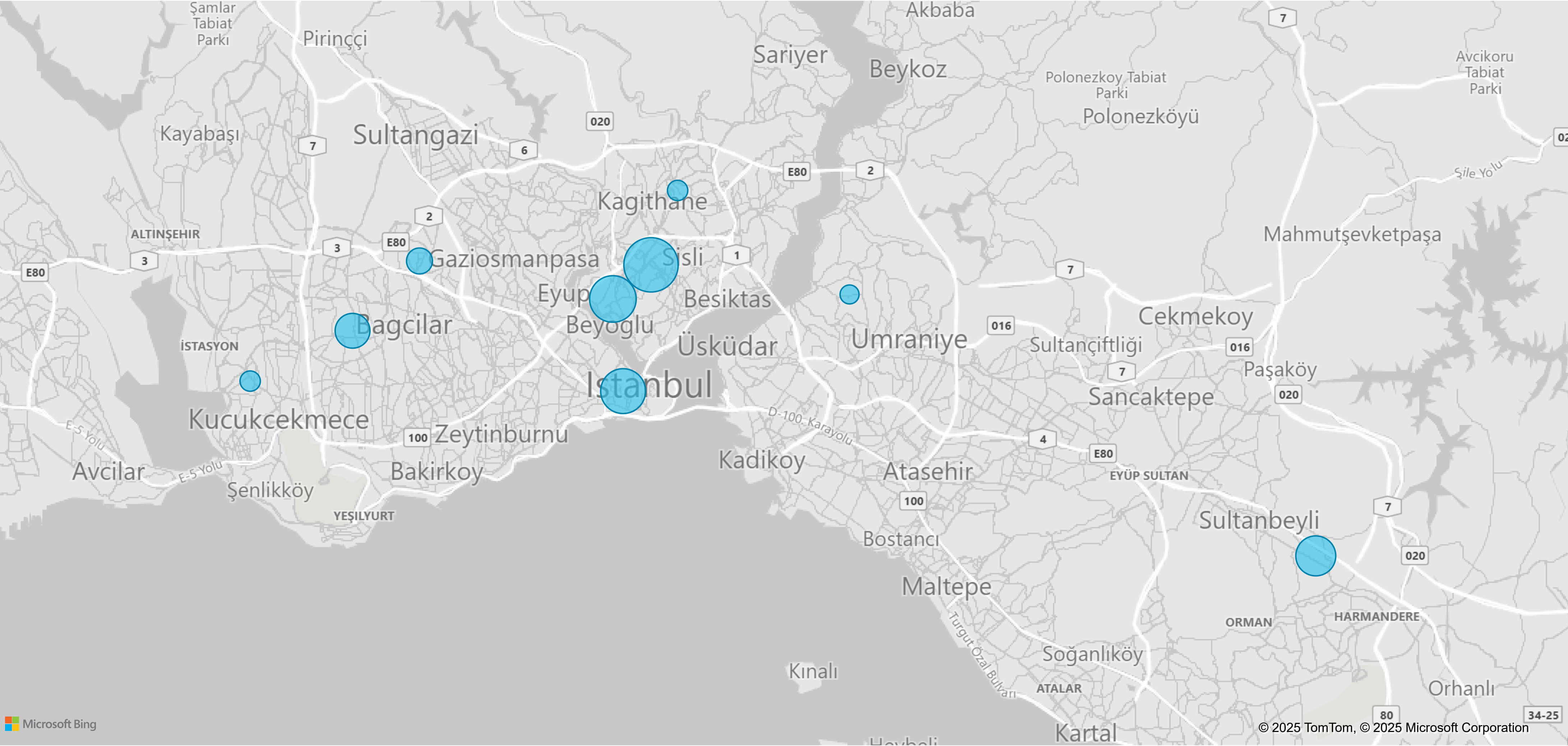
Nationality

All

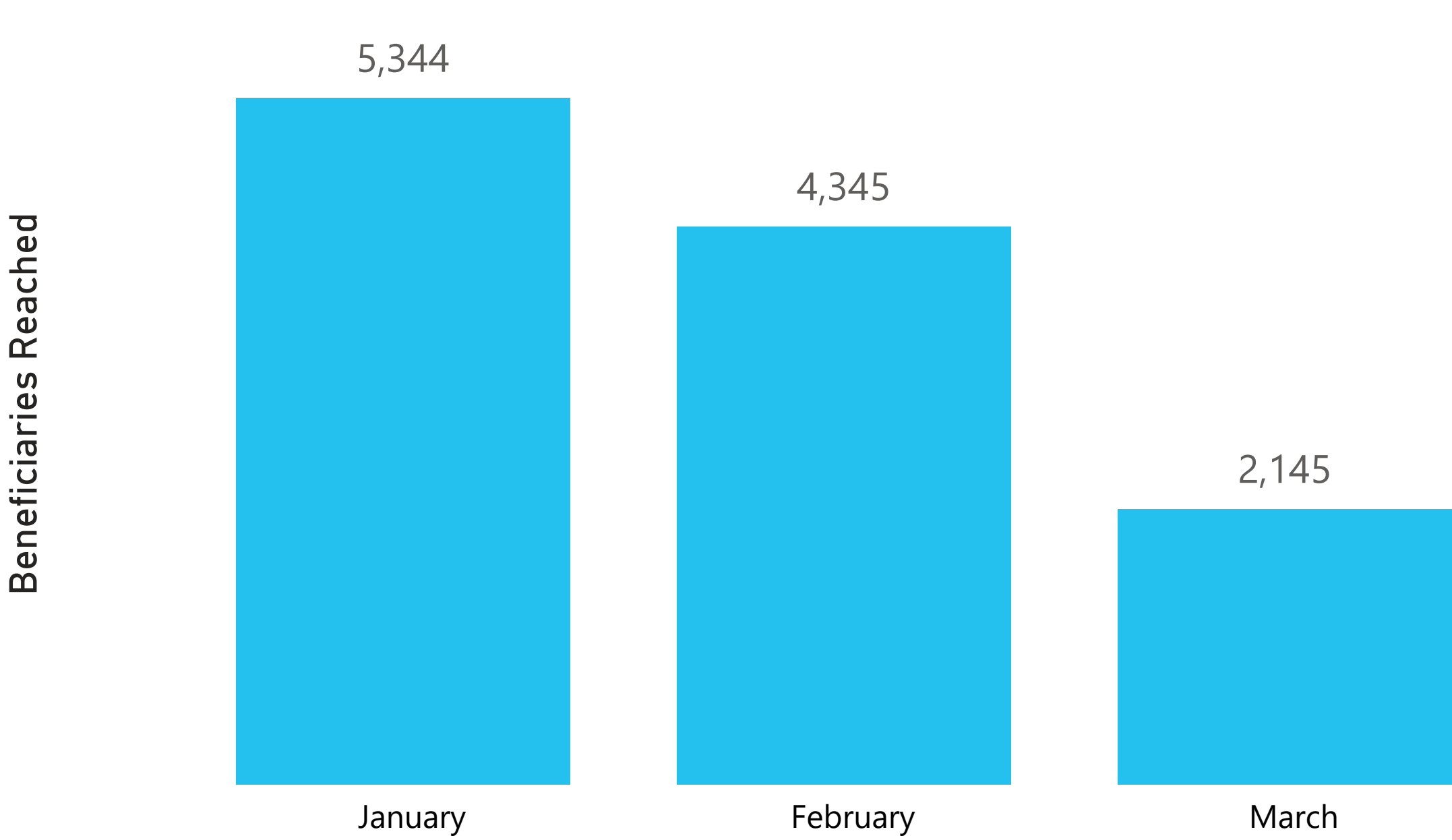
Indicator Family	January	February	March	Total
1.1.1 # of individuals trained on international protection, rights, services and available assistance	89	55	16	160
1.4.1 # of refugees/vulnerable host community members provided with individual legal support (legal aid and counsel)	865	880	571	2,316
2.1.1 # of individuals benefitting from protection activities	5,098	4,459	2,709	12,266
2.1.2 # of individuals with specific needs/vulnerabilities assessed and identified with protection needs	3,399	2,763	1,168	7,330
2.1.3 # referrals (of individuals with protection needs) to specialized/multisectoral services	1,874	1,679	887	4,440
2.1.4 # of individuals receiving cash/in-kind assistance to meet their protection needs	5,911	2,366	98	8,375
2.1.5 # of individual receiving psycho-social support	184	185	130	499
2.2.1 # of individuals reached through information campaigns and awareness-raising on rights, entitlements, services, assistance including as related to return procedures and conditions	321	225	152	698
2.3.1 # of individuals engaged in sustained and structured mobilization efforts and empowerment programmes	17	16	82	115
2.5.1 # of refugee and host community members participating in one-off events specific to social cohesion	91	28	12	131
2.5.2 # of refugee and host community members participating in structured and sustained programmes specific to social cohesion	2,823	2,590	3,883	9,296
3.1.1 # of individual Gender-Based Violence (GBV) survivors and those at risk assessed	343	235	255	833
3.1.2 # of individual GBV survivors provided with GBV specific response services	225	266	117	608
3.1.3 # of individual GBV survivors referred to multi-sectoral GBV specific response services	80	86	77	243
3.2.1 # of individuals reached through GBV-related information campaigns and activities to raise public awareness on rights, entitlements and assistance for prevention, mitigation and response to GBV	168	144	202	514
4.1.1 # of children assessed for protection risks	101	308	53	462
4.1.2 # of children identified to be at risk	82	95	33	210
4.1.3 # of children referred to specialised/multi-sectoral services	233	184	140	557
4.2.2 # of children participating in structured, sustained child protection or psycho-social support programmes (individuals and in groups)	40	4	26	70
4.2.3 # of individuals reached with positive parenting programmes	59	18	29	106
4.2.4 # of individuals reached through information campaigns and awareness-raising initiatives on child rights and protection	459	366	312	1,137
4.3.1 # of individuals reached with technical capacity development initiatives (including trainings) on child rights and protection		113		113
Total	22,462	17,065	10,952	50,479

Reporting Agencies										
ASAM	HRDF	Multeciler Dernegi	SAMS	Save the Children	SEVKAR	TRC	UNFPA	UNHCR	WALD	YSF
Supporting Agencies										
GIZ		SAMS		Save the Children		UNFPA		UNHCR		UNICEF

of Beneficiaries by Location



Individuals benefitting protection Services by Month



8,128

Number of individuals benefitting from protection activities

8,085

Number of individuals with specific needs/vulnerabilities assessed and identified with protection n

3,145

Number referrals (of individuals with protection needs) to specialized/multisectoral

486

of individual GBV survivors provided with GBV specific response services

1,474

of individual GBV survivors and those at risk assessed

8,125

Number of individuals receiving cash/in-kind assistance to meet their protection needs

33

of children assessed for protection needs

44

of children participating in structured, sustained child protection or psycho-social support progr

1,732

of individuals provided with individual legal support

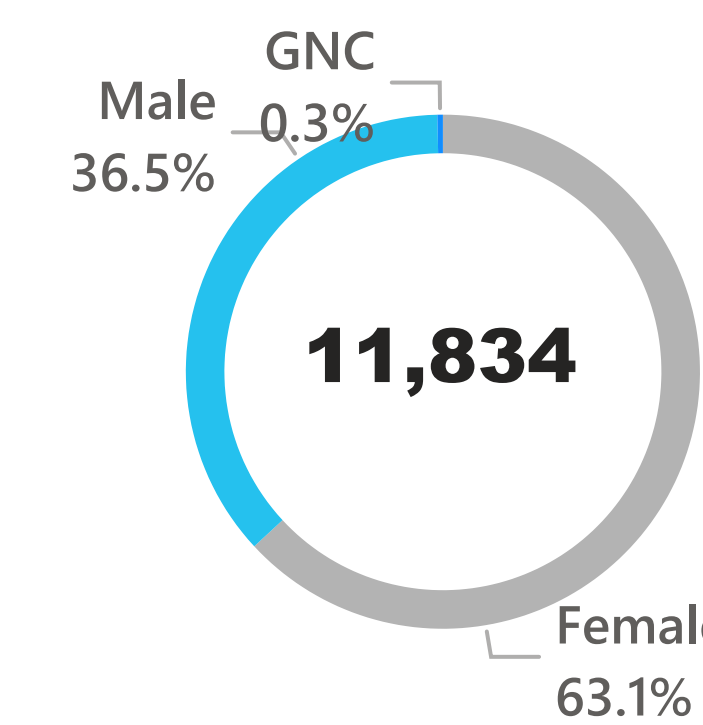
286

of individuals trained on international protection, rights, services and available assistance

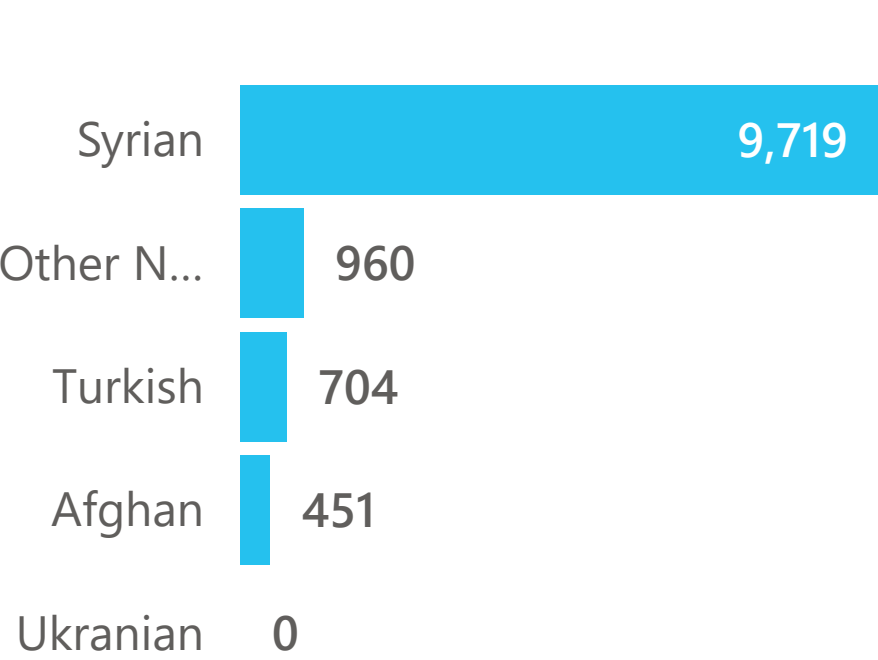
Location

All

Breakdown of Beneficiaries by Gender



Breakdown of Beneficiaries by Nationality*



Appeal

All

EQ Response Activity

All

Nationality

All

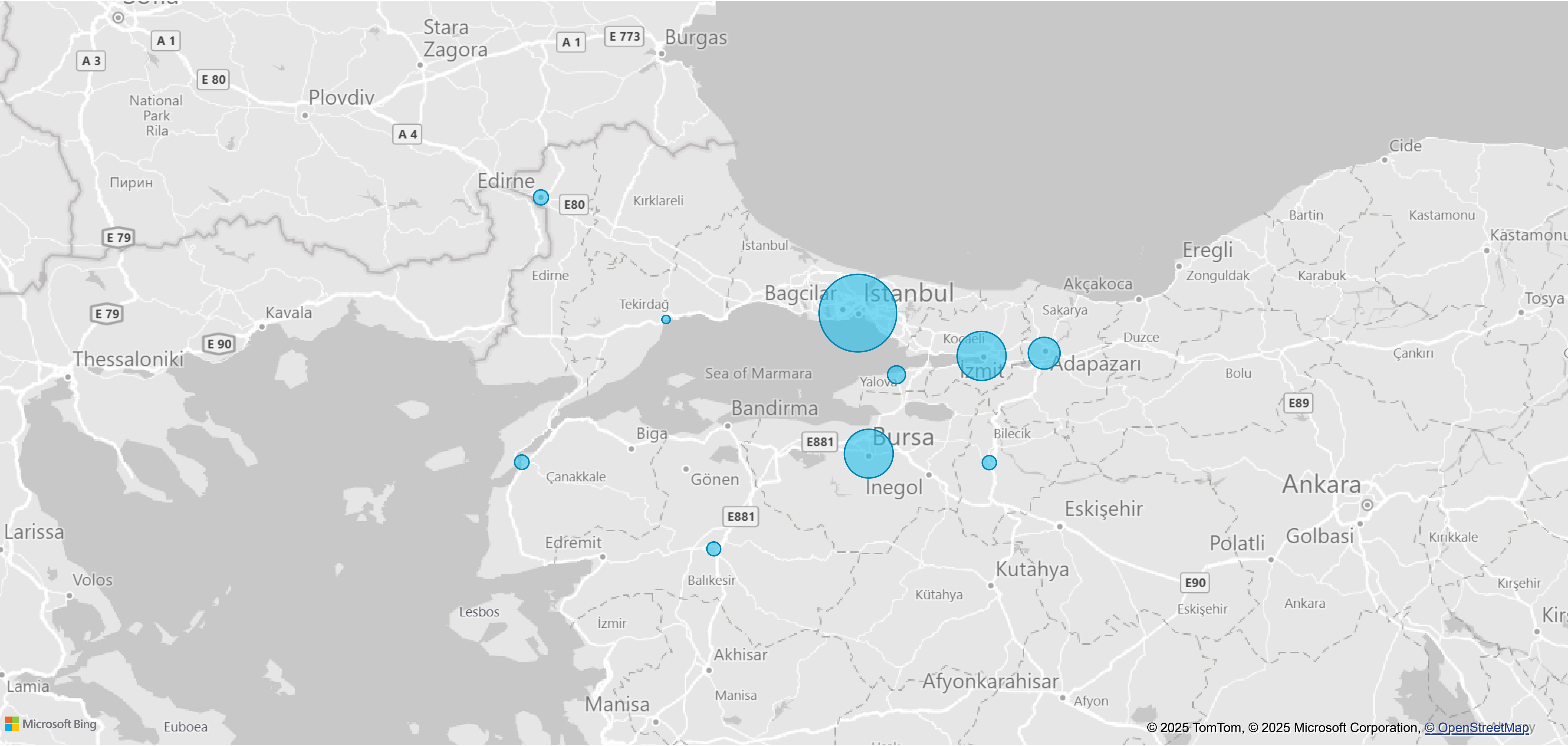
Reporting Agencies

ASAM	HRDF	ICMPD	Multeciler Dernegi	SAMS	Save the Children	SEVKAR	TRC	UMHD	UNFPA	UNHCR	WALD	YSF
------	------	-------	--------------------	------	-------------------	--------	-----	------	-------	-------	------	-----

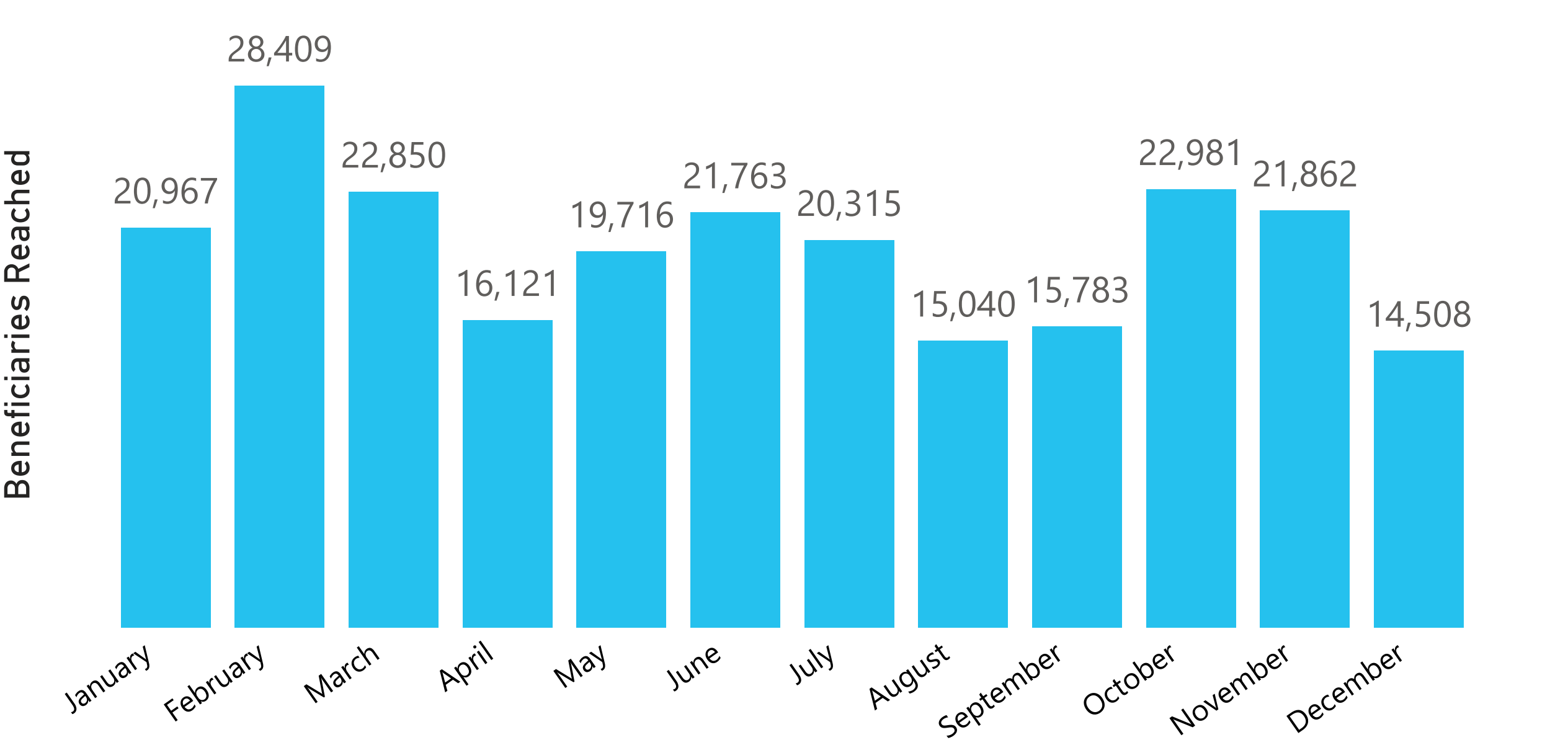
Supporting Agencies

GIZ	ICMPD	SAMS	Save the Children	UMHD	UNFPA	UNHCR	UNICEF
-----	-------	------	-------------------	------	-------	-------	--------

of Beneficiaries by Location



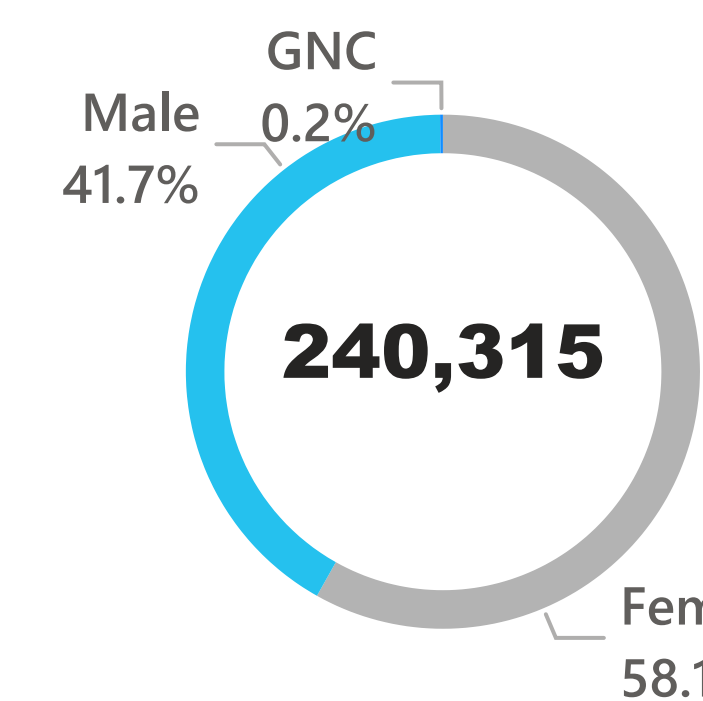
Individuals benefitting protection Services by Month



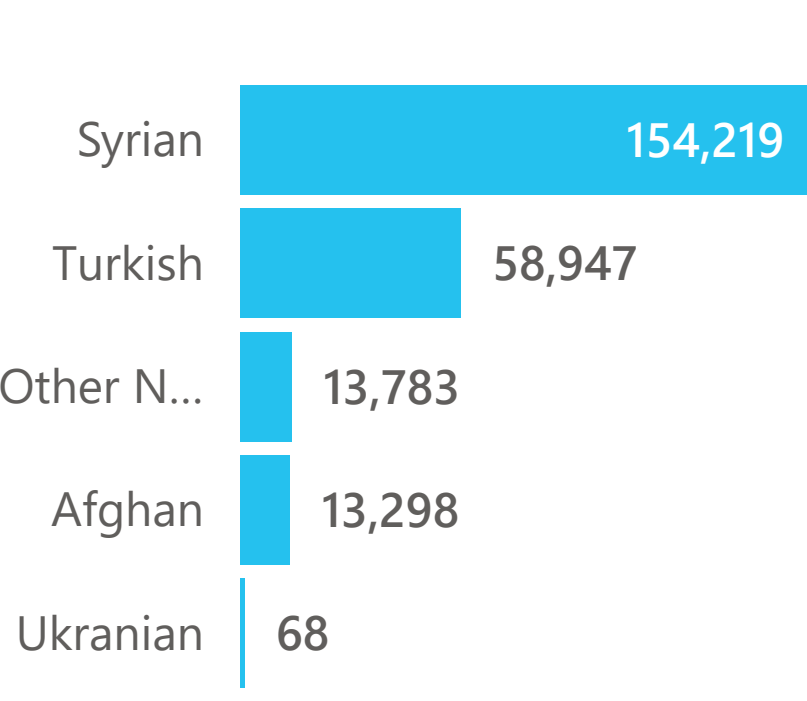
Location

All

Breakdown of Beneficiaries by Gender



Breakdown of Beneficiaries by Nationality*



Appeal

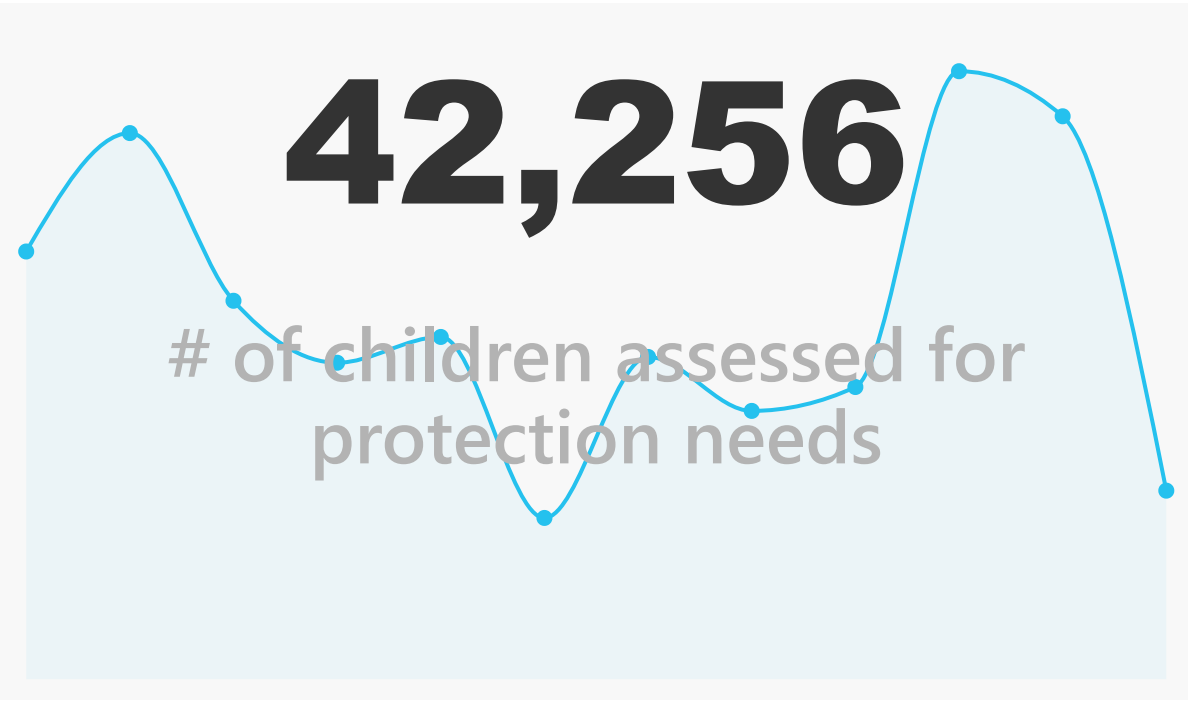

All

EQ Response Activity

All

Nationality

All



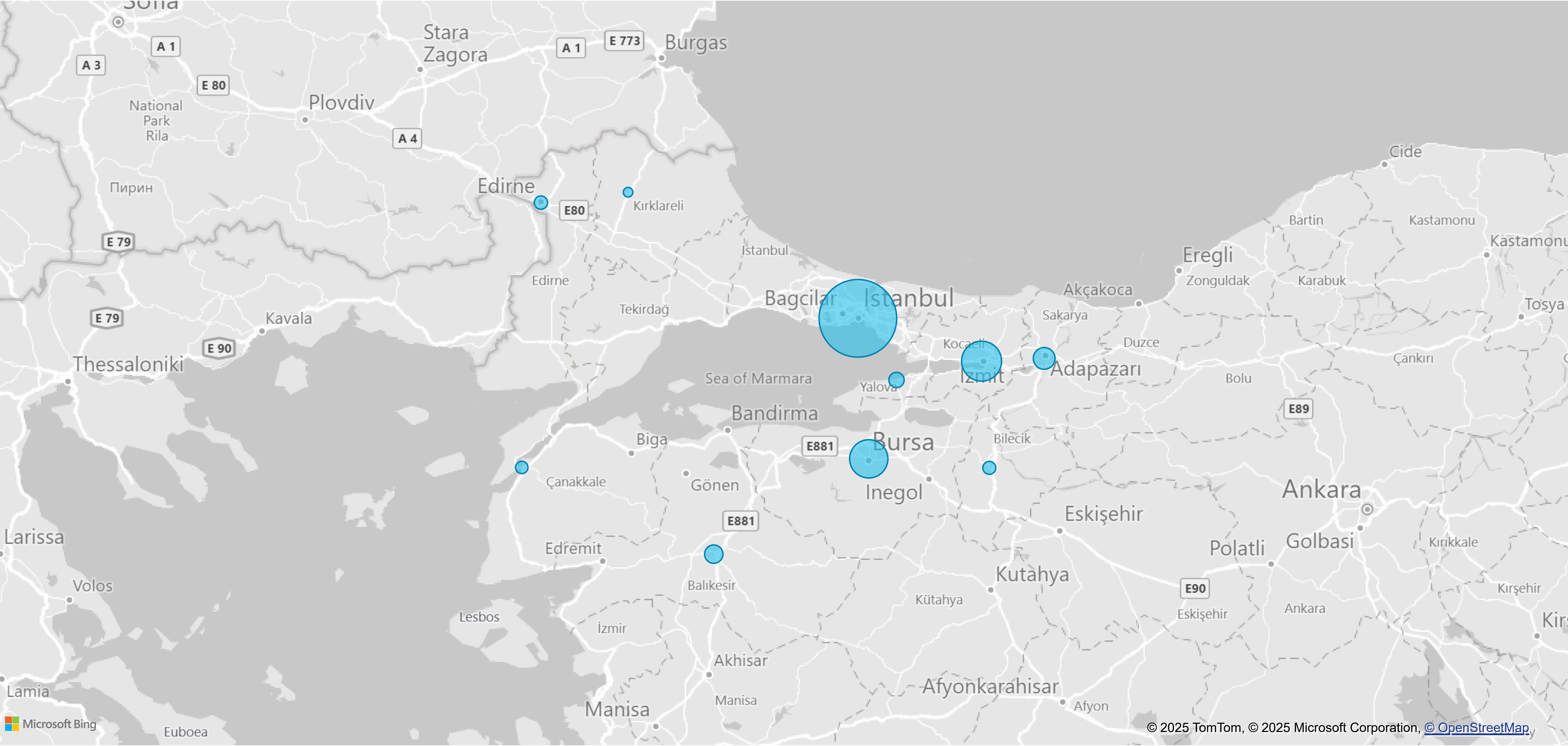
Reporting Agencies

ASAM	DDD	Genç Ha...	HRDF	Inogar	IOM	KADAV	Mavi Ka...	MUDEM	Multecil...	Qatar C...	Relief In...	SAMS	Save the...	SEVKAR	Test Par...	TRC	UMHD	UNFPA	UNHCR	WALD	WHH	Yeryüzü ...	YSF
------	-----	------------	------	--------	-----	-------	------------	-------	-------------	------------	--------------	------	-------------	--------	-------------	-----	------	-------	-------	------	-----	-------------	-----

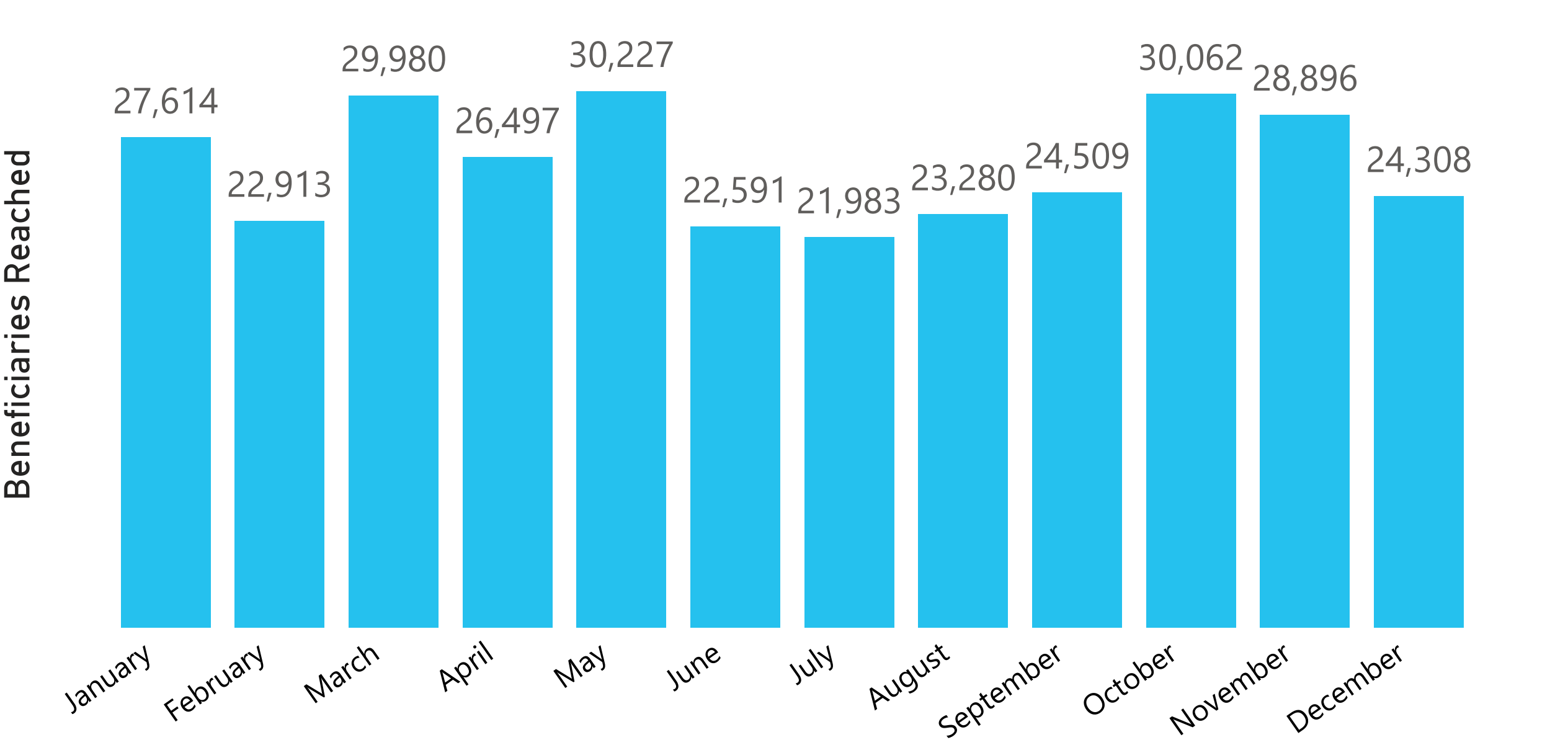
Supporting Agencies

ASAM	Caritas Luxe...	GIZ	IOM	KADAV	MDM	MUDEM	Multeciler D...	Qatar Charity	Relief Intern...	SAMS	Save the Chil...	UMHD	UNFPA	UNHCR	UNICEF	WHH	Yeryüzü Çoc...
------	-----------------	-----	-----	-------	-----	-------	-----------------	---------------	------------------	------	------------------	------	-------	-------	--------	-----	----------------

of Beneficiaries by Location



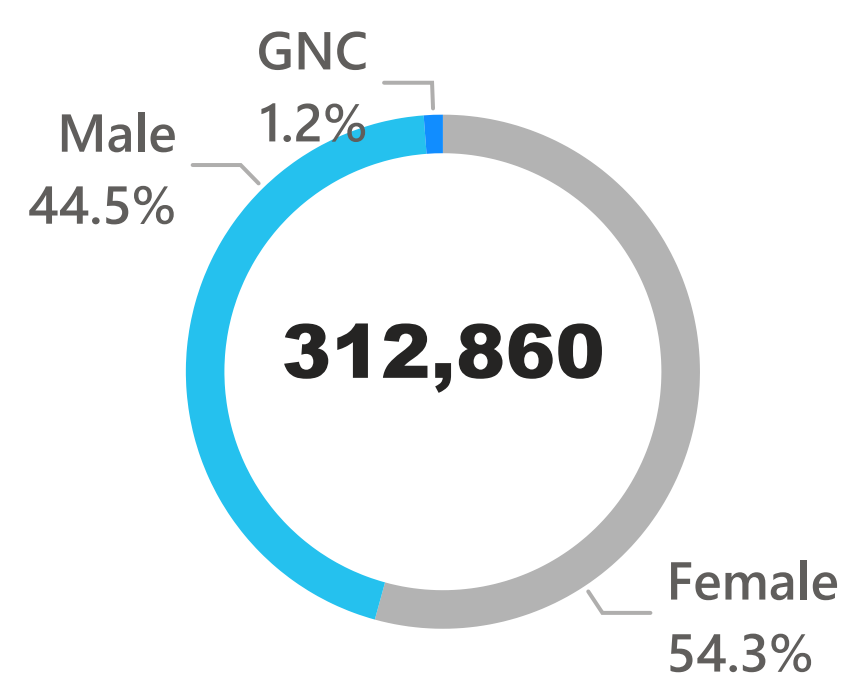
Individuals benefitting protection Services by Month



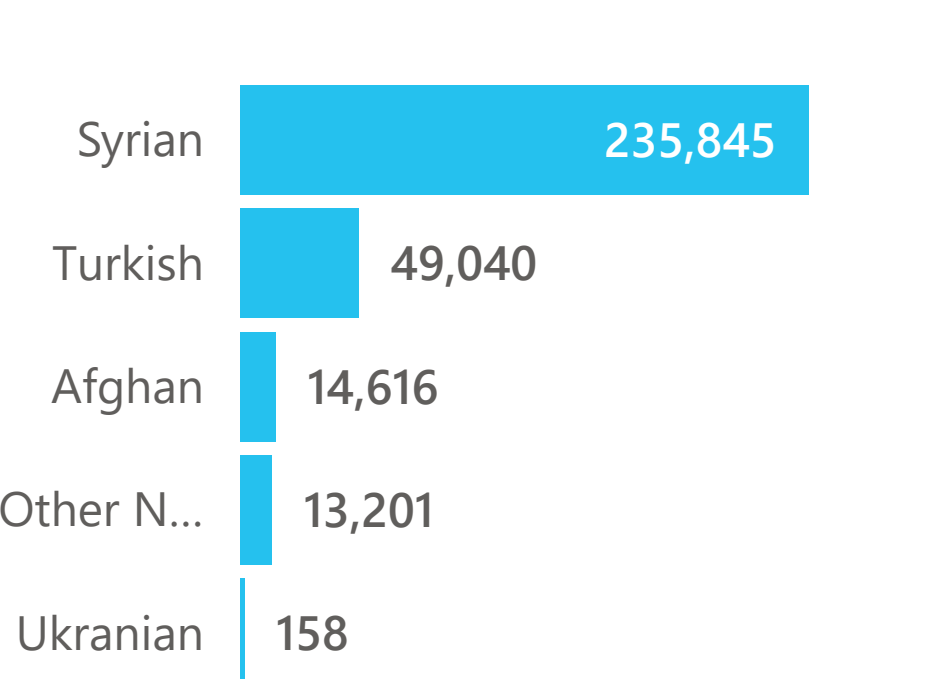
Location

All

Breakdown of Beneficiaries by Gender



Breakdown of Beneficiaries by Nationality*



Appeal

All

EQ Response Activity

All

Nationality

All

81,356

Number referrals (of individuals with protection needs) to specialized/multisectoral services

2,905

of individual GBV survivors provided with GBV specific response services

3,442

of individual GBV survivors and those at risk assessed

23,223

Number of individuals receiving cash/in-kind assistance to meet their protection needs

45,262

of children assessed for protection needs

5,709

of children participating in structured, sustained child protection or psycho-social support progr

29,818

of individuals provided with individual legal support

2,101

of individuals trained on international protection, rights, services and available assistance

Reporting Agencies

ASAM	DDD	HRDF	IOM	KADAV	Mavi Kalem	MUDEM	Multeciler ...	Multecilerl...	Relief Inter...	Save the C...	SEVKAR	STL	TRC	UMHD	UNFPA	UNHCR	WALD	WHH	YSF
------	-----	------	-----	-------	------------	-------	----------------	----------------	-----------------	---------------	--------	-----	-----	------	-------	-------	------	-----	-----

Supporting Agencies

ASAM	Bar Association	Caritas Luxem...	GIZ	IOM	KADAV	MDM	MUDEM	Multeciler Der...	Relief Internati...	Save the Childr...	UMHD	UNFPA	UNHCR	UNICEF	WHH
------	-----------------	------------------	-----	-----	-------	-----	-------	-------------------	---------------------	--------------------	------	-------	-------	--------	-----