





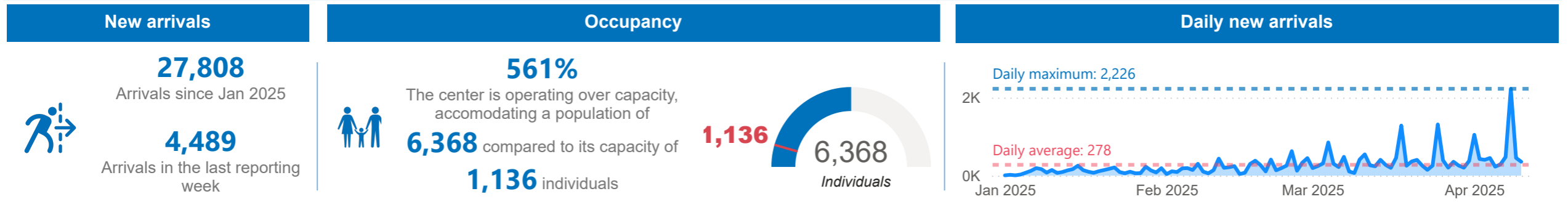








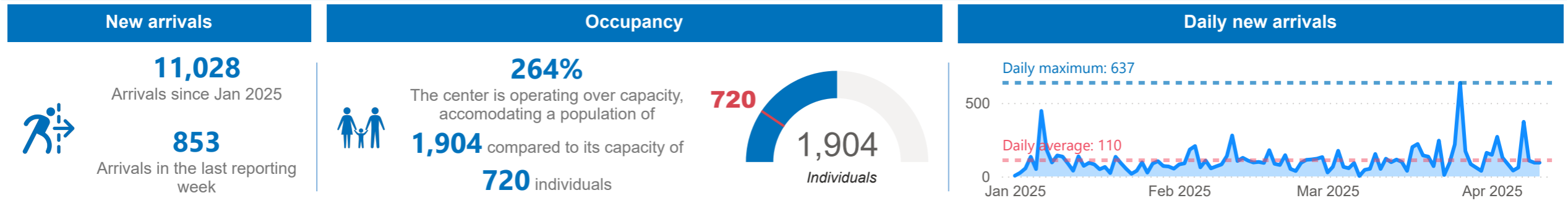
Sector	Indicator	Indicator Description / Standard	Target / Standard	Current status	What is being done - Comments	Status	
	Food	Food (Kilocalories/Person/Day)	2,100 kilo calories - The 2,100 kilocalories per person per day standard ensures basic energy and nutritional needs are met, typically provided through three balanced meals within the centres.	2100	2,100	New arrivals at this reception centre are receiving 3 hot meals a day.	●
	Health	% Of Arrivals Medically Screened	100 per cent	100	100	All individuals screened prior to registration. No outbreak detected.	●
		Crude Mortality Rate	1 death/10000/day	1	0	No death was reported during the week.	●
		Measles Vaccine Coverage Rate	100 per cent	95	100	140 children were vaccinated against measles. There are adequate vaccines, vaccine supplies and commodities available.	●
		Skilled Birth Attendance	100 per cent	100	0	No delivery was registered.	●
		Under Five Mortality Rate	2 deaths/10000/day	2	0	No death was reported during the week.	●
	Nutrition	Global Acute Malnutrition	< 10%	10	3	The GAM rate is within the acceptable standards of less than 10% with 2 (2 moderately & 0 severely) malnourished out of 60 children screened.	●
		Severe Acute Malnutrition Rate	< 2%	2	0	No child was found to be severely malnourished out of the 60 screened for malnutrition.	●
	Protection	% Of Persons Individually Registered	100 per cent of the new arrivals should be registered in ProGres V4	100	0	No registration was conducted during the week as volunteers' training is still ongoing.	●
	Shelter	Accommodation Space	3.5 SQM/person (Has holding capacity of 823 individuals)	823	1,523	The transit centre is at 185% operating capacity.	●
	WASH	Bathing Facilities	One facility per 50 people	30	64	No gap	●
		Health Promoters Per Refugees	One for 500	3	6	No gap	●
		Latrine Coverage	One latrine stance for 20 persons	76	73	There's a gap of 3 latrine stances.	●
		Water Coverage	Min of 15 litres/person/day	15	25	No gap	●







● Indicates that there's a gap ● Indicates that there's no gap



Sector	Indicator	Indicator Description / Standard	Target / Standard	Current status	What is being done - Comments	Status	
	Food	Food (Kilocalories/Person/Day)	2,100 kilo calories - The 2,100 kilocalories per person per day standard ensures basic energy and nutritional needs are met, typically provided through three balanced meals within the centres.	2100	2,100	New arrivals at this transit centre are receiving 3 hot meals a day.	●
	Health	% Of Arrivals Medically Screened	100 per cent	100	100	All individuals screened prior to registration. No disease outbreak was reported.	●
Crude Mortality Rate		1 death/10000/day	0.75	0.9	4 deaths of were reported among the population. All were above 5 years of age. This is above the recommened threshold of <0.75 deaths/10,000 per day.	●	
Measles Vaccine Coverage Rate		100 per cent	95	100	1,318 children were vaccinated against measles. There are adequate vaccines, vaccine supplies and commodities available.	●	
Skilled Birth Attendance		100 per cent	100	100	4 emergency deliveries were conducted with the help of skilled health workers.	●	
Under Five Mortality Rate		2 deaths/10000/day	1.5	0	No death was reported among children under 5 years during the week.	●	
	Nutrition	Global Acute Malnutrition	< 10%	10	11	93 children (75 moderate and 18 severe) were found to be malnourished out of 841 children assessed for malnutrition. This is within the standard of less than 10%.	●
Severe Acute Malnutrition Rate		< 2%	2	2	18 children were found to be severely malnourished out of 841 children screened. This has reached the threshold of not more than 2%.	●	
	Protection	% Of Persons Individually Registered	100 per cent of the new arrivals should be registered in ProGres V4	100	72	Registration activities are gaining momentum despite the ongoing influx of arrivals.	●
	Shelter	Accommodation Space	3.5 SQM/person (Has holding capacity of 1,136 individuals)	1136	6,368	The transit centre is at 561% occupancy capacity.	●
	WASH	Bathing Facilities	One facility per 50 people	127	23	There's a gap of 104 bathing facilities.	●
Health Promoters Per Refugees		One for 500	13	7	There's a gap of 6 hygiene promoters.	●	
Latrine Coverage		One latrine stance for 20 persons	318	95	There's a gap of 223 latrine stances.	●	
Water Coverage		Min of 15 litres/person/day	15	15	No gap	●	

● Indicates that there's a gap ● Indicates that there's no gap



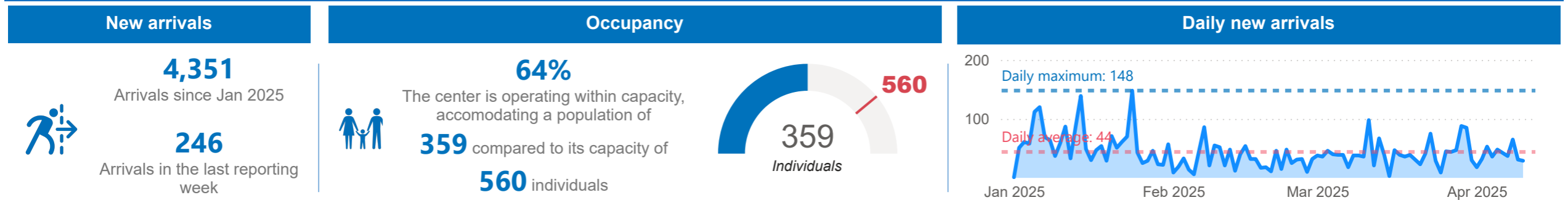
Sector	Indicator	Indicator Description / Standard	Target / Standard	Current status	What is being done - Comments	Status	
	Food	Food (Kilocalories/Person/Day)	2,100 kilo calories - The 2,100 kilocalories per person per day standard ensures basic energy and nutritional needs are met, typically provided through three balanced meals within the centres.	2100	2,100	New arrivals at this transit centre are receiving 3 hot meals a day.	●
	Health	% Of Arrivals Medically Screened	100 per cent	100	100	All individuals screened prior to registration. No outbreak alert detected.	●
		Crude Mortality Rate	1 death/10000/day	0.75	0	No death was reported during the week.	●
		Measles Vaccine Coverage Rate	100 per cent	95	100	252 children were vaccinated against measles. There are adequate vaccines, vaccine supplies and commodities available.	●
		Skilled Birth Attendance	100 per cent	100	100	4 delivery were registered with assistance of skilled health workers	●
		Under Five Mortality Rate	2 deaths/10000/day	1.5	0	No death of children under 5 years was reported during the week.	●
	Nutrition	Global Acute Malnutrition	< 10%	10	3	5 (1 moderate & 4 severe) children were found to be malnourished from the 153 children screened.	●
		Severe Acute Malnutrition Rate	< 2%	2	3	4 child were found to be severely malnourished among the 153 children screened.	●
	Protection	% Of Persons Individually Registered	100 per cent of the new arrivals should be registered in ProGres V4	100	30	Registration activities are gradually gaining momentum despite the ongoing influx of arrivals.	●
	Shelter	Accomodation Space	3.5 SQM/person (Has holding capacity of 720 individuals)	720	1,904	The transit centre is at 264% occupancy capacity.	●
	WASH	Bathing Facilities	One facility per 50 people	38	25	There is a gap of 13 bathing facilities.	●
		Health Promoters Per Refugees	One for 500	4	2	There's a gap of 2 hygiene promoters.	●
		Latrine Coverage	One latrine stance for 20 persons	95	25	There is a gap of 70 latrine stances.	●
		Water Coverage	Min of 15 litres/person/day	15	9	There's a gap of 11,424 litres of water.	●







● Indicates that there's a gap ● Indicates that there's no gap

New arrivals	Occupancy	Daily new arrivals
<p style="font-size: 24px; font-weight: bold; color: #0072bc;">9,977</p> <p>Arrivals since Jan 2025</p> <p style="font-size: 24px; font-weight: bold; color: #0072bc;">244</p> <p>Arrivals in the last reporting week</p>	<p style="font-size: 24px; font-weight: bold; color: #0072bc;">346%</p> <p>The center is operating over capacity, accomodating a population of 375 compared to its capacity of 1,296 individuals</p>	

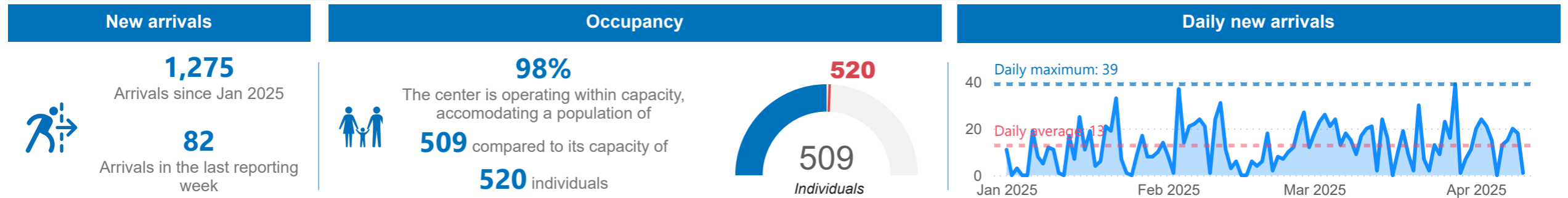
Sector	Indicator	Indicator Description / Standard	Target / Standard	Current Status	What is being done - Comments	Status		
	Food	Food (Kilocalories/Person/Day)	2,100 kilo calories - The 2,100 kilocalories per person per day standard ensures basic energy and nutritional needs are met, typically provided through three balanced meals within the centres.	2100	2100	New arrivals at this reception centre are receiving 3 hot meals a day.	●	
		Health	% Of Arrivals Medically Screened	100 per cent	100	NA	The new arrivals are already screened at the Nyumanzi reception centre transit centre hence highlighting them as NA (Not Applicable)	●
			Crude Mortality Rate	1 death/10000/day	1	NA	The new arrivals are already screened at the Nyumanzi reception centre transit centre hence highlighting them as NA (Not Applicable)	●
			Measles Vaccine Coverage Rate	100 per cent	95	NA	The new arrivals are already screened at the Nyumanzi reception centre transit centre hence highlighting them as NA (Not Applicable)	●
			Skilled Birth Attendance	100 per cent	100	NA	The new arrivals are already screened at the Nyumanzi reception centre transit centre hence highlighting them as NA (Not Applicable)	●
		Under Five Mortality Rate	2 deaths/10000/day	2	NA	The new arrivals are already screened at the Nyumanzi reception centre transit centre hence highlighting them as NA (Not Applicable)	●	
	Nutrition	Global Acute Malnutrition	< 10%	10	NA	The new arrivals are already screened at the Nyumanzi reception centre transit centre hence highlighting them as NA (Not Applicable)	●	
		Severe Acute Malnutrition Rate	< 2%	2	NA	The new arrivals are already screened at the Nyumanzi reception centre transit centre hence highlighting them as NA (Not Applicable)	●	
	Protection	% Of Persons Individually Registered	100 per cent of the new arrivals should be registered in ProGres V4	100	51	Registration activities are progressing smoothly with minimal gaps.	●	
	Shelter	Accommodation Space	3.5 SQM/person (Has holding capacity of 375 individuals)	375	1296	The transit centre is at 346% occupancy capacity.	●	
	WASH	Bathing Facilities	One facility per 50 people	26	33	No gap	●	
		Health Promoters Per Refugees	One for 500	3	2	No gap	●	
		Latrine Coverage	One latrine stance for 20 persons	65	26	There's a gap of 39 latrine stances.	●	
		Water Coverage	Min of 15 litres/person/day	15	31	No gap	●	







● Indicates that there's a gap ● Indicates that there's no gap



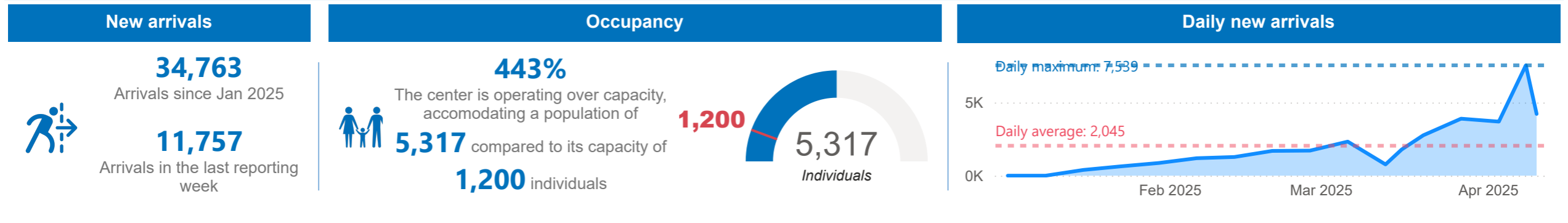
Sector	Indicator	Indicator Description / Standard	Target / Standard	Current status	What is being done - Comments	Status	
	Food	Food (Kilocalories/Person/Day)	2,100 kilo calories - The 2,100 kilocalories per person per day standard ensures basic energy and nutritional needs are met, typically provided through three balanced meals within the centres.	2100	2,100	New arrivals at this reception centre are receiving 3 hot meals a day.	●
	Health	% Of Arrivals Medically Screened	100 per cent	100	100	All individuals screened prior to registration. No outbreak detected.	●
		Crude Mortality Rate	1 death/10000/day	1	0	No death was reported during the week.	●
		Measles Vaccine Coverage Rate	100 per cent	95	100	140 children were vaccinated against measles. There are adequate vaccines, vaccine supplies and commodities available.	●
		Skilled Birth Attendance	100 per cent	100	0	No delivery was registered.	●
		Under Five Mortality Rate	2 deaths/10000/day	2	0	No death was reported during the week.	●
	Nutrition	Global Acute Malnutrition	< 10%	10	19	9 children were identified malnourished (9 moderate and 0 severe) out of the 47 children screened for malnutrition.	●
		Severe Acute Malnutrition Rate	< 2%	2	0	No child was found to be severely malnourished out of the 47 children screened for malnutrition.	●
	Protection	% Of Persons Individually Registered	100 per cent of the new arrivals should be registered in ProGres V4	100	2	6 individuals who were registered last week were relocated to plots on the 9th April. Extensive registration will take place this coming week.	●
	Shelter	Accommodation Space	3.5 SQM/person (Has holding capacity of 560 individuals)	560	359	The transit centre is within capacity.	●
	WASH	Bathing Facilities	One facility per 50 people	7	112	No gap	●
		Health Promoters Per Refugees	One for 500	1	4	No gap	●
		Latrine Coverage	One latrine stance for 20 persons	18	89	No gap	●
		Water Coverage	Min of 15 litres/person/day	15.4	306	No gap	●







● Indicates that there's a gap ● Indicates that there's no gap



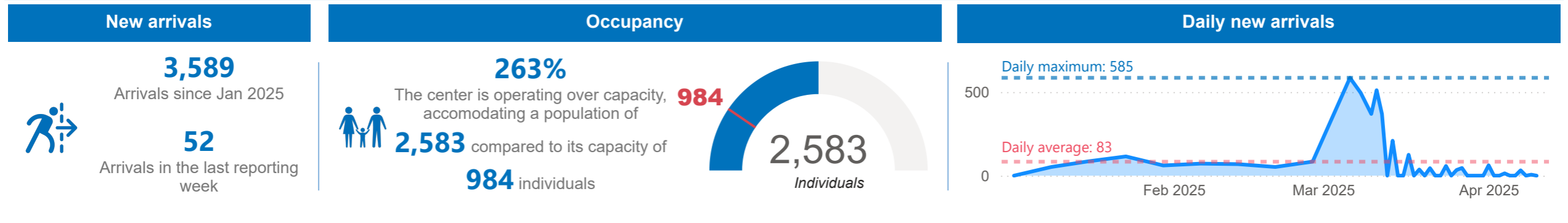
Sector	Indicator	Indicator Description / Standard	Target / Standard	Current status	What is being done - Comments	Status	
	Food	Food (Kilocalories/Person/Day)	2,100 kilo calories - The 2,100 kilocalories per person per day standard ensures basic energy and nutritional needs are met, typically provided through three balanced meals within the centres.	2100	2,100	New arrivals at this reception centre are receiving 3 hot meals a day.	●
	Health	% Of Arrivals Medically Screened	100 per cent	100	100	All individuals screened prior to registration. No outbreak detected.	●
		Crude Mortality Rate	1 death/10000/day	1	0	No death was reported during the week.	●
		Measles Vaccine Coverage Rate	100 per cent	95	100	33 children were vaccinated against measles. There are adequate vaccines, vaccine supplies and commodities available.	●
		Skilled Birth Attendance	100 per cent	100	0	No delivery was conducted during the week.	●
		Under Five Mortality Rate	2 deaths/10000/day	2	0	No death was reported during the week.	●
	Nutrition	Global Acute Malnutrition	< 10%	10	0	No child was found to be malnourished from the 14 children screened.	●
		Severe Acute Malnutrition Rate	< 2%	2	0	No child was found to be severely malnourished among the 14 children screened.	●
	Protection	% Of Persons Individually Registered	100 per cent of the new arrivals should be registered in ProGres V4	100	25	Registration activities resumed and are slowly picking momentum.	●
	Shelter	Accommodation Space	3.5 SQM/person (Has holding capacity of 520 individuals)	520	509	The transit centre is within capacity.	●
	WASH	Bathing Facilities	One facility per 50 people	10	25	No gap	●
		Health Promoters Per Refugees	One for 500	1	4	No gap	●
		Latrine Coverage	One latrine stance for 20 persons	25	25	No gap	●
		Water Coverage	Min of 15 litres/person/day	15	53	No gap	●






● Indicates that there's a gap
 ● Indicates that there's no gap



Sector	Indicator	Indicator Description / Standard	Target / Standard	Current Status	What is being done - Comments	Status	
	Food	Food (Kilocalories/Person/Day)	2,100 kilo calories - The 2,100 kilocalories per person per day standard ensures basic energy and nutritional needs are met, typically provided through three balanced meals within the centres.	2100	2100	New arrivals at this reception centre are receiving 3 hot meals a day.	●
	Health	% Of Arrivals Medically Screened	100 per cent	100	NA	The new arrivals are already screened at the Nyakabande transit centre hence no numbers highlighting them as NA (Not Applicable)	
		Crude Mortality Rate	1 death/10000/day	1	NA	The new arrivals are already screened at the Nyakabande transit centre hence no numbers highlighting them as NA (Not Applicable)	
		Measles Vaccine Coverage Rate	100 per cent	95	NA	The new arrivals are already screened at the Nyakabande transit centre hence no numbers highlighting them as NA (Not Applicable)	
		Skilled Birth Attendance	100 per cent	100	NA	The new arrivals are already screened at the Nyakabande transit centre hence no numbers highlighting them as NA (Not Applicable)	
		Under Five Mortality Rate	2 deaths/10000/day	2	NA	The new arrivals are already screened at the Nyakabande transit centre hence no numbers highlighting them as NA (Not Applicable)	
	Nutrition	Global Acute Malnutrition	< 10%	10	NA	The new arrivals are already screened at the Nyakabande transit centre hence no numbers highlighting them as NA (Not Applicable)	
		Severe Acute Malnutrition Rate	< 2%	2	NA	The new arrivals are already screened at the Nyakabande transit centre hence no numbers highlighting them as NA (Not Applicable)	
	Protection	% Of Persons Individually Registered	100 per cent of the new arrivals should be registered in ProGres V4	100	100	Arrivals relocated to Kabazana have already been registered.	●
	Shelter	Accommodation Space	3.5 SQM/person (Has holding capacity of 1,200 individuals)	1200	5317	The transit centre is at 443% occupancy capacity.	●
	WASH	Bathing Facilities	One facility per 50 people	106	62	There's a gap of 44 bathing facilities.	●
		Health Promoters Per Refugees	One for 500	11	201	No gap	●
		Latrine Coverage	One latrine stance for 20 persons	266	36	There's a gap of 230 latrine stances.	●
		Water Coverage	Min of 15 litres/person/day	15	36	No gap	●

● Indicates that there's a gap ● Indicates that there's no gap



Sector	Indicator	Indicator Description / Standard	Target / Standard	Current status	What is being done - Comments	Status	
	Food	Food (Kilocalories/Person/Day)	2,100 kilo calories - The 2,100 kilocalories per person per day standard ensures basic energy and nutritional needs are met, typically provided through three balanced meals within the centres.	2100	2100	New arrivals at this reception centre are receiving 3 hot meals a day.	●
	Health	% Of Arrivals Medically Screened	100 per cent	100	NA	The new arrivals are already screened at the Sebagoro transit centre hence highlighting them as NA (Not Applicable)	
		Crude Mortality Rate	1 death/10000/day	1	NA	The new arrivals are already screened at the Sebagoro transit centre hence highlighting them as NA (Not Applicable)	
		Measles Vaccine Coverage Rate	100 per cent	95	NA	The new arrivals are already screened at the Sebagoro transit centre hence highlighting them as NA (Not Applicable)	
		Skilled Birth Attendance	100 per cent	100	NA	The new arrivals are already screened at the Sebagoro transit centre hence highlighting them as NA (Not Applicable)	
	Nutrition	Global Acute Malnutrition	< 10%	10	NA	The new arrivals are already screened at the Sebagoro transit centre hence highlighting them as NA (Not Applicable)	
		Severe Acute Malnutrition Rate	< 2%	2	NA	The new arrivals are already screened at the Sebagoro transit centre hence highlighting them as NA (Not Applicable)	
	Protection	% Of Persons Individually Registered	100 per cent of the new arrivals should be registered in ProGres V4	100	26	Registration activities are ongoing and working to keep pace with the recently increased arrivals.	●
	Shelter	Accommodation Space	3.5 SQM/person (Has holding capacity of 1,200 individuals)	984	2583	The transit centre is at 263% occupancy capacity.	●
	WASH	Bathing Facilities	One facility per 50 people	52	29	There's a gap of 23 bathing facilities.	●
		Health Promoters Per Refugees	One for 500	5	4	There's a gap of 1 hygiene promoter.	●
		Latrine Coverage	One latrine stance for 20 persons	129	54	There's a gap of 75 latrine stances.	●
		Water Coverage	Min of 15 litres/person/day	15	15	No gap	●

● Indicates that there's a gap ● Indicates that there's no gap