



**Rohingya refugee population in Bhasan Char**

**36,920**

**256**

■ 1990s registered refugees

In early 1990s, Rohingya flee violence and persecution in Myanmar's Rakhine State. While most return, some remain in Bangladesh with the status of 'registered refugees'.

**36,642**

■ Post-2017 refugees

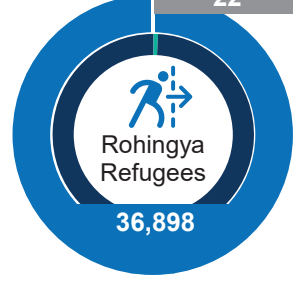
In August 2017, more than 740,000 refugees flee military clearance operation in Myanmar's Rakhine State, in what was the largest and swiftest forced movement in the region in decades.

**22**

■ Biometrically identified new arrivals

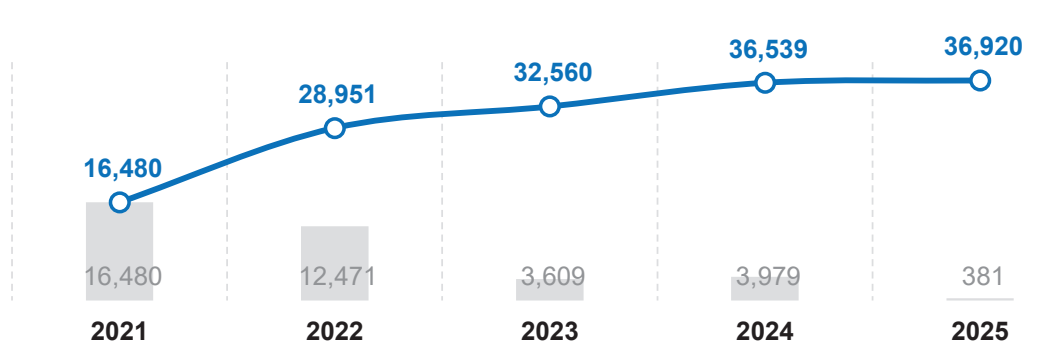
From 2024, targeted violence and persecution in Myanmar's Rakhine State forces thousands of Rohingya to seek safety in Bangladesh. Unlike refugee registration, biometrically identified individuals are not issued with individual refugee identity documents, rather family cards to facilitating lifesaving assistance.

Biometrically identified new arrivals



Registered refugees

**Relocation Trend**



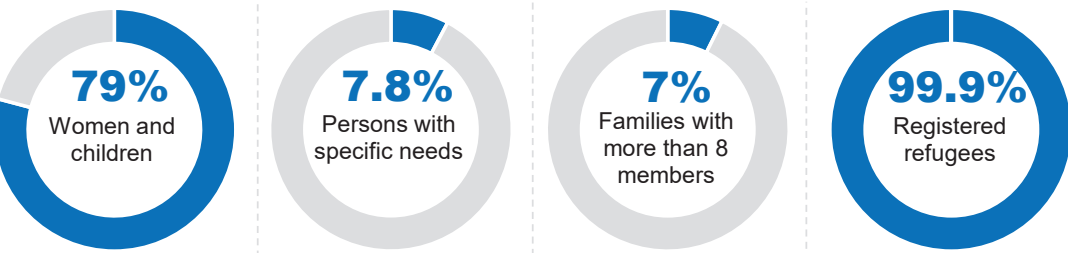
**Persons with specific needs (PSN)**

\*An individual may have more than one specific need.

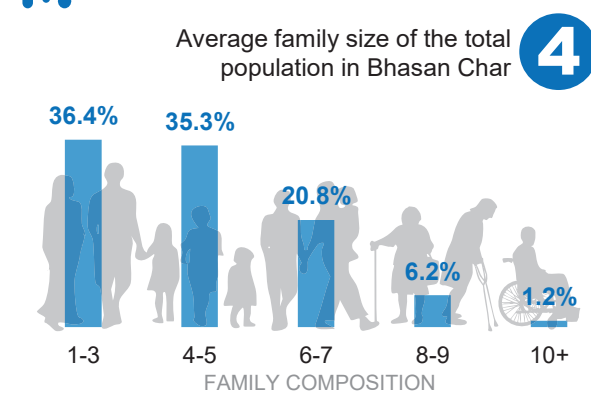
Category	Female	Male	TOTAL
Persons with disability	52%	48%	1,030
Single parent/Caregiver	97%	3%	851
Legal & physical protection needs	49%	51%	307
Serious medical condition	59%	41%	107
Unaccompanied/separated child	66%	34%	308
Children at risk	82%	18%	507
Other Specific Needs	98%	2%	55
Older person at risk	64%	36%	67

**Age and gender**

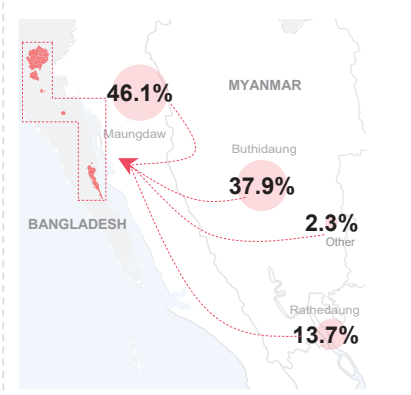
Age Category	Female	Male	TOTAL
Below 1 Year old	1.3%	1.4%	993
1-4 Years old	8.1%	8.4%	6,084
5-11 Years old	11.2%	11.6%	8,409
12-17 Years old	6.6%	6.6%	4,862
18-59 Years old	23.1%	19.5%	15,732
60 Above	0.9%	1.4%	840



**Family size**



**Place of origin**



**Geographic overview (By camp of origin)**

