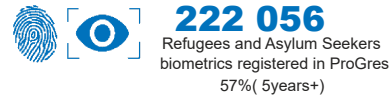


Registered Refugees and Asylum-Seekers in DRC

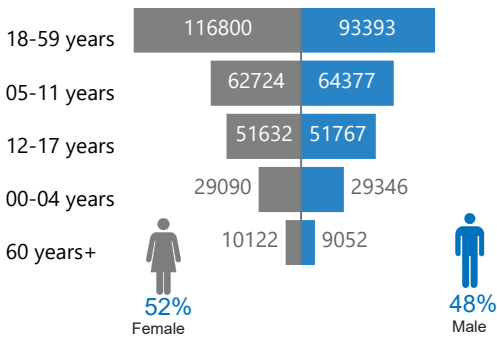
Key Figures



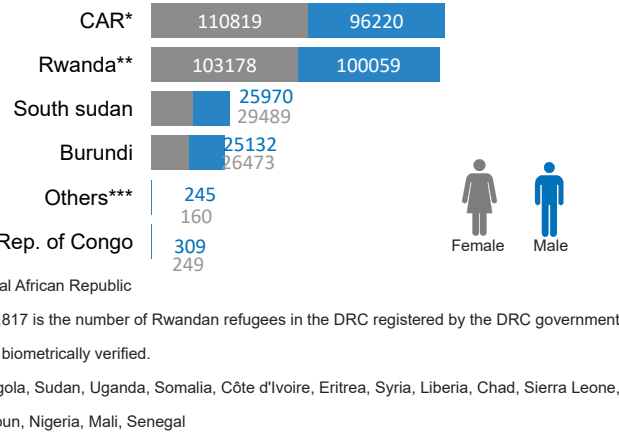
Situation Overview

The refugee population in the DRC fell from **518,633** to **518,303**, a decrease of **0.06%** compared to the February figure, mainly due to the repatriation of Rwandan and Central African refugees. The number of asylum seekers increased from **1205** to **1379** due to the registration of new arrivals, births and reactivations. The number of people resettled in 2025 remains unchanged(5 people). There were no Congolese (former refugees) were repatriated to the DRC during the month.

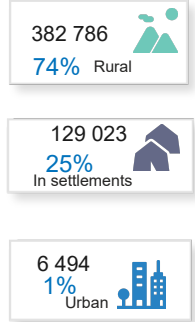
Age and Gender of Refugee Population



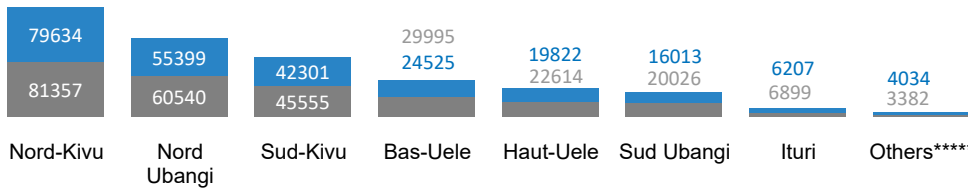
Refugee Population by Country of Origin



Réfugiee by type of location

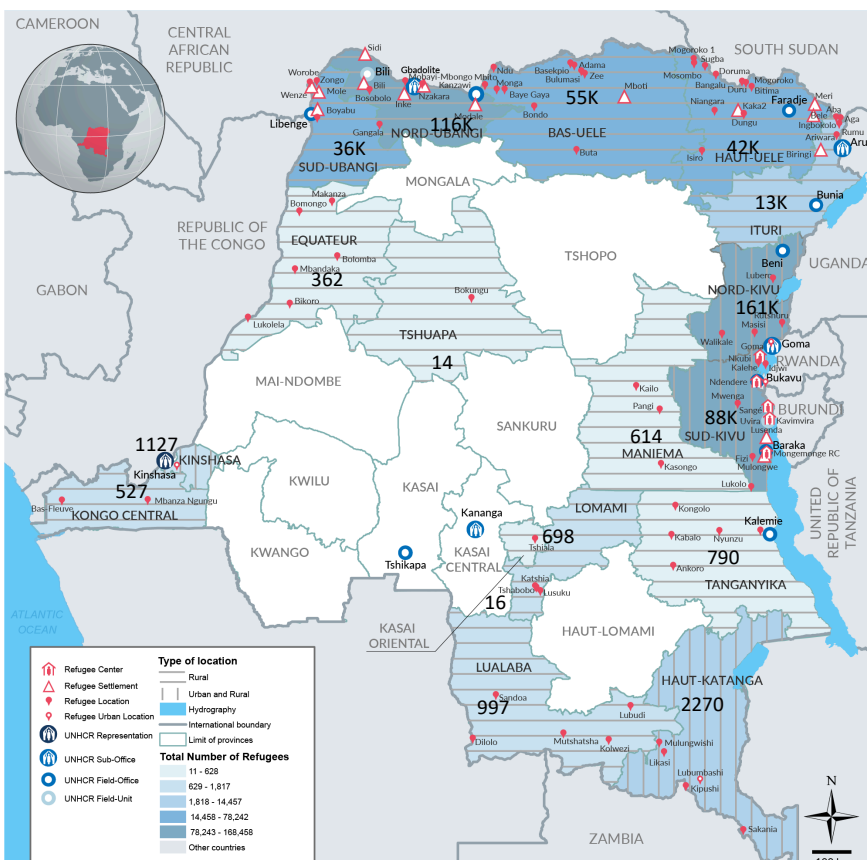


Refugee Population by Province in DRC

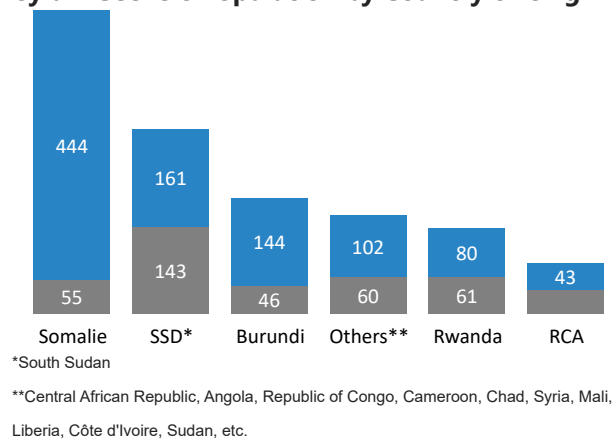


*****:Haut-Katanga (2270), Kinshasa (1127), Lualaba (997), Lomami (698), Kongo-Central (527), Maniema (614), Tanganyika (790), Equateur (362), Tshuapa (14) et Kasai-Oriental(16).

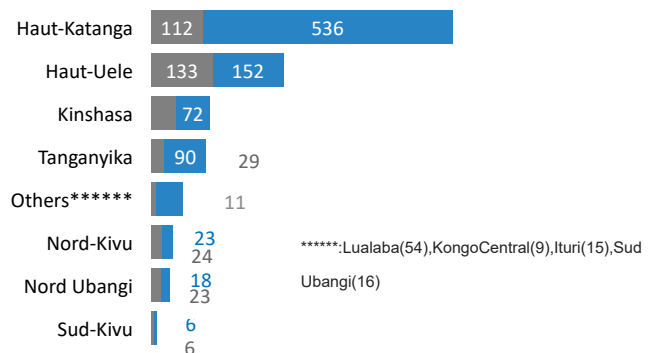
Location of refugee population in DRC



Asylum Seekers Population by Country of Origin

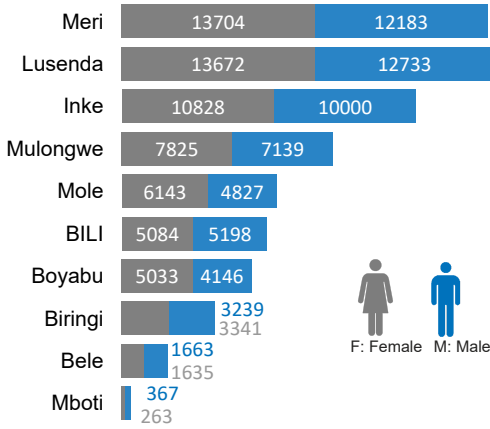


Asylum Seekers Population by Province in DRC



Refugees and Asylum Seekers in RDC

Refugees in settlement




Refugees in the development pole

| Location | F | M | Total |
|--------------|--------------|--------------|--------------|
| Modale | 3530 | 3043 | 6573 |
| Nzakara | 4799 | 3927 | 8726 |
| sidi | 2129 | 2040 | 4169 |
| wenze | 2328 | 1631 | 3959 |
| Total | 12786 | 10641 | 23427 |

Urban refugees

| Location | F | M | Total |
|--------------|-------------|-------------|-------------|
| Bukavu | 677 | 624 | 1301 |
| Goma | 1086 | 960 | 2046 |
| Kinshasa | 559 | 568 | 1127 |
| Lubumbashi | 906 | 1114 | 2020 |
| Total | 3228 | 3266 | 6494 |



Repatriation situation in the DRC at 31 march 2025

Number of refugees repatriated(OUT) from the DRC

| Country of origin | 2021 | 2022 | 2023 | 2024 | 2025 | Total |
|-------------------|--------------|-------------|-------------|--------------|-------------|--------------|
| Burundi | 7296 | 3474 | 4517 | 2183 | | 19694 |
| RCA | 5021 | 3350 | 2328 | 9203 | 461 | 25570 |
| Rep. of Congo | 0 | 0 | 1 | 0 | | 9 |
| Rwanda | 1920 | 2451 | 1924 | 1512 | 997 | 14915 |
| South Sudan | 0 | 3 | 0 | 0 | | 3 |
| Total | 14237 | 9278 | 8770 | 12898 | 1458 | 60191 |

Rapatriated(IN) to the DRC

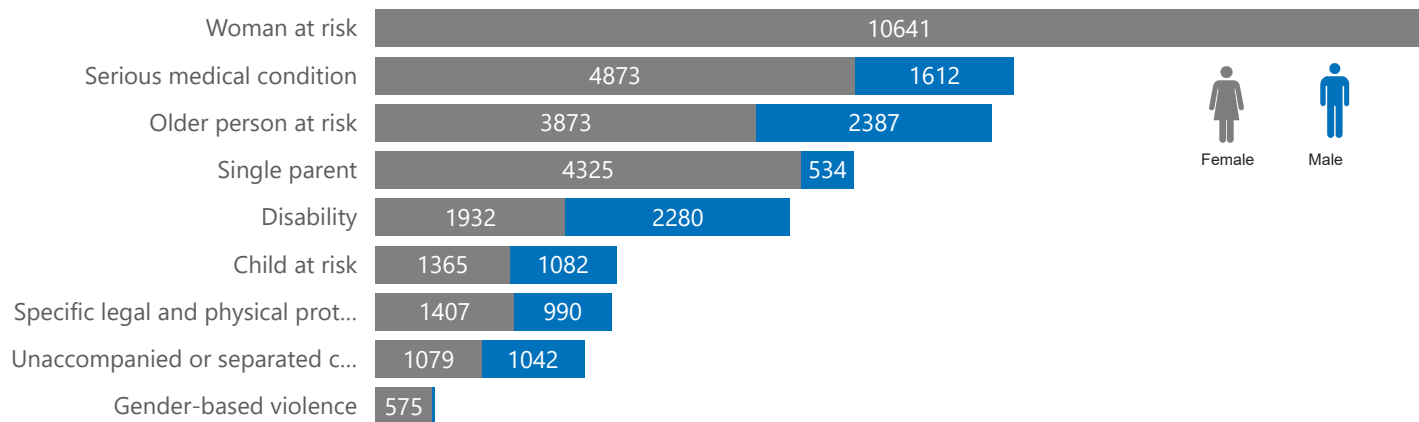
| Country of provenance | Total |
|-----------------------|------------|
| Zambie | 176 |
| Total | 176 |

Situation of resettlement 2025

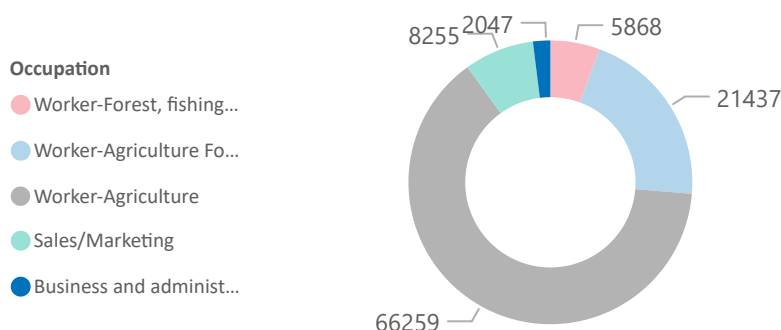
| National | Indsubmit | #Ind.Rei nstalled |
|--------------|-----------|-------------------|
| Burundi | 9 | 3 |
| COB | 0 | 2 |
| Total | 9 | 5 |

RSA: South africa , RCA: central African Republic , USA: United States , COB: Rép.of Congo, SSD: South Sudan, RDC: Rép.Democratic of Congo, ICO: Cote d'ivoire , SW: Swaziland

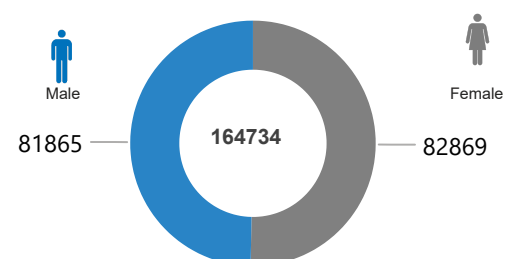
A) Person with specific needs



B) Top 5 Occupation



C) Situation of refugee children of school age(6-17years)



Key figures on refugees and asylum seekers in the DRC

Registration



519 682

Registered on individual basis
518 303 refugees | 1379 Asylum seekers



2642

Refugees and asylum seekers
registered on 2025



391187

Refugees and asylum seekers
registered in proGres

Refugees

Asylum seekers



81% Women and children



57% Children(0-17ans) **56%**



40% Adults(18-59ans) **41%**

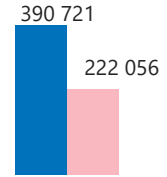


3% Elderly(60+) **4%**




222 056

Refugees and asylum seekers aged 5+ years
registered in proGres with biometrics in
2025



● Persons registered in proGres
● People registered in proGres with biometrics

New arrivals by country of origin



** : Somalie 1, South sudan: 1

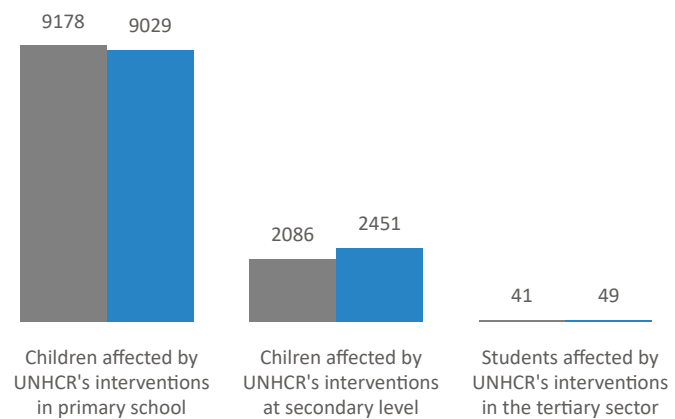
Registration trend by new arrival during the year



Documentation (issued by the Government):

- All individuals registered in ProGres have at least one protection document, **391187** persons.
- **128817** Rwandan refugees not yet registered in ProGres without any document protection.
- **212** children born in 2025; **147** received birth certificate with help of government.
- **32769** Persons with refugees card.

Forcibly displaced people enrolled in the national education system(2023 national report)



Population Trend by year(2021 - 2025)

