

### I. Refugees and Asylum Seekers in urban areas

#### Key Figures

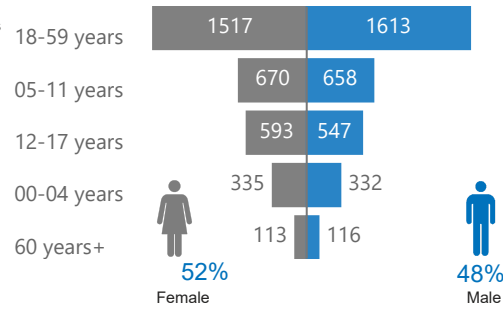
**7 291**  
Refugees and Asylum Seekers

**5432**  
Refugees and Asylum Seekers biometrically registered

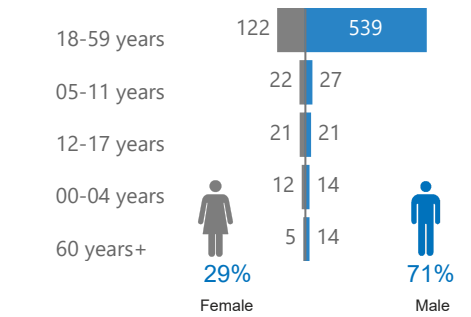
**6 494**  
Registered Refugees

**797**  
Asylum Seekers

#### Age and Gender of Refugee Population



#### Age and Gender of Asylum Seekers



#### Urbans Asylum Seekers by location

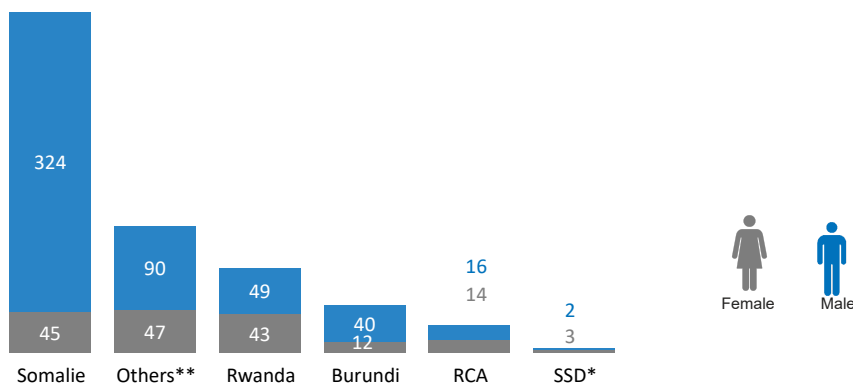
Location	F	M	Total
Bukavu	2	3	5
Goma	20	17	37
Kinshasa	54	72	126
Lubumbashi	106	523	629
<b>Total</b>	<b>182</b>	<b>615</b>	<b>797</b>

Location	Number of Cires	Total
Bukavu	1	164
Goma	1	1182
Kinshasa	1	608
Lubumbashi	1	1187
<b>Total</b>	<b>4</b>	<b>3141</b>

#### Urbans Refugees by location

Location	F	M	Total
Bukavu	677	624	1301
Goma	1086	960	2046
Kinshasa	559	568	1127
Lubumbashi	906	1114	2020
<b>Total</b>	<b>3228</b>	<b>3266</b>	<b>6494</b>

#### Urbans Asylum seekers by country of origin

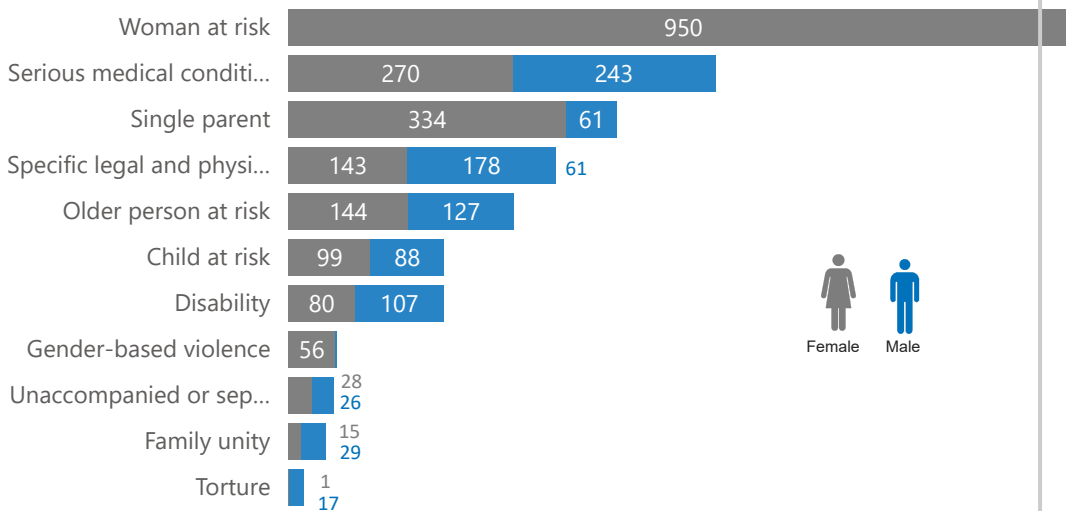


\*\*Syrie(45), Angola(27), République du Congo,(17), Cameroun(5),...

#### Urbans Refugees by location by country of origin

Location	F	M	Tot
<b>Bukavu</b>	<b>677</b>	<b>624</b>	<b>1301</b>
Burundi	131	156	287
Rwanda	546	468	1014
<b>Goma</b>	<b>1086</b>	<b>960</b>	<b>2046</b>
Burundi	352	299	651
Ouganda	4	1	5
Rwanda	730	660	1390
<b>Kinshasa</b>	<b>559</b>	<b>568</b>	<b>1127</b>
Angola	71	67	138
Burundi	32	28	60
Congo	58	79	137
Erithrée	4	4	8
Liberia	3	2	5
Ouganda	7	11	18
RCA	224	230	454
Rwanda	122	114	236
Sierra Leone	0	1	1
SSD	33	26	59
SUD	1	3	4
Syrie	1	1	2
Tchad	3	2	5
<b>Lubumbashi</b>	<b>906</b>	<b>1114</b>	<b>2020</b>
Burundi	517	694	1211
Cote d'Ivoire	5	4	9
RCA	1	4	5
Rwanda	363	389	752
Somalie	12	10	22
Syrie	8	13	21
<b>Total</b>	<b>3228</b>	<b>3266</b>	<b>6494</b>

#### Urbans refugees Profile



Individually recognized refugees living in the cities of Goma, Kinshasa, Lubumbashi and Bukavu are considered urban refugees in the DR Congo. Continuous registration is carried out in these areas. They are all in possession of identity documents issued by the government with UNHCR support.

SSD: South Sudan

SUD: Sudan

RCA: Central African Republic

## II. Central African Refugees and Asylum Seekers

### Key Figures

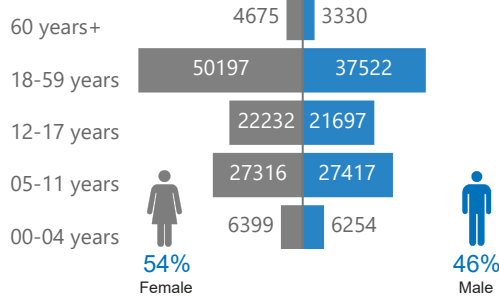
**207 122**  
Refugees and Asylum Seekers

**149 853**  
Refugees and Asylum Seekers biometrically registered

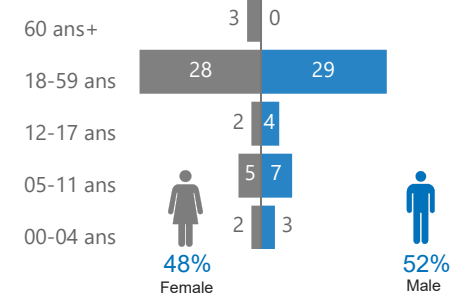
**207 039**  
Registered Refugees

**83**  
Asylum Seekers

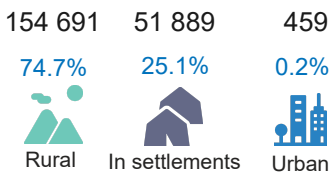
### Age and Gender of Refugee Population



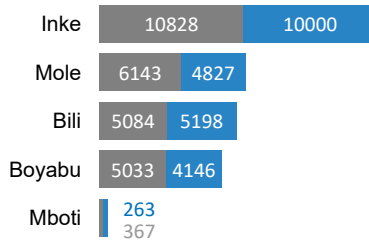
### Age and Gender of Asylum Seekers



### Central African Refugee Population by Type of Location



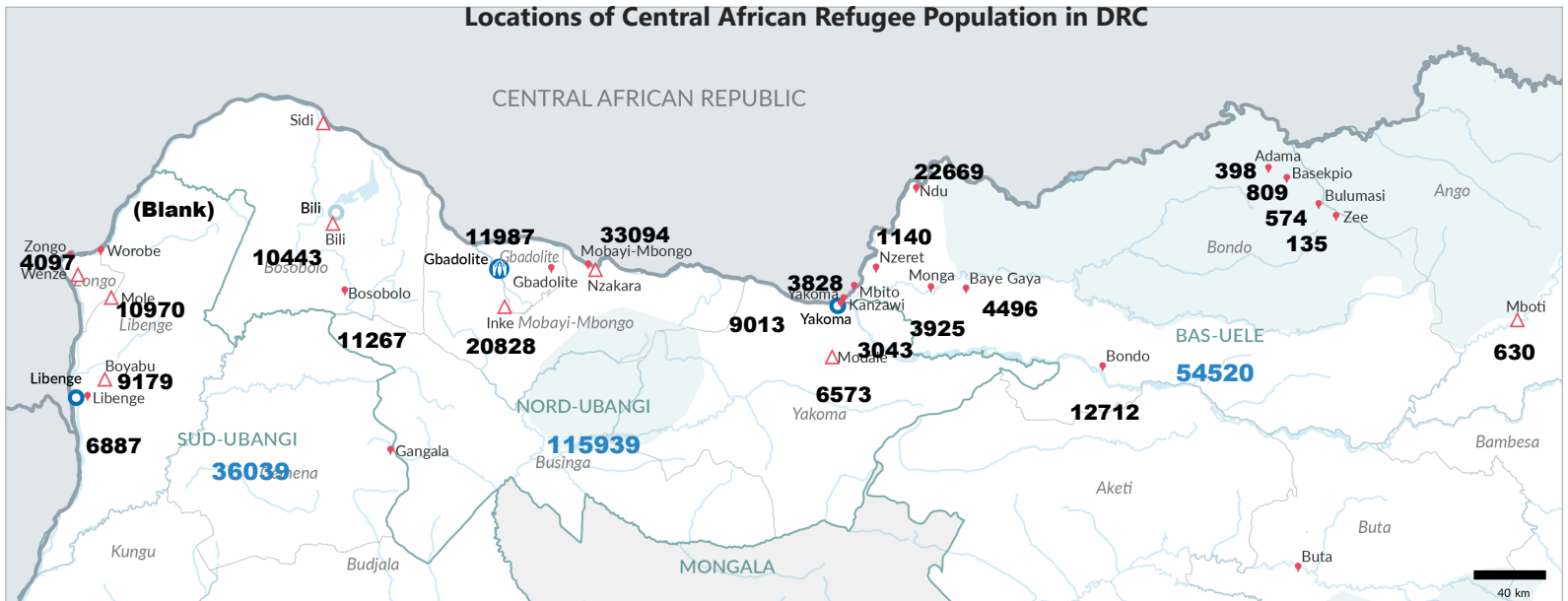
### Central african Refugee in settlements



### Refugees in the developpement pole

Location	F	M	Total
Modale	3530	3043	6573
nzakara	4799	3927	8726
sidi	2129	2040	4169
wenze	2328	1631	3959
<b>Total</b>	<b>12786</b>	<b>10641</b>	<b>23427</b>

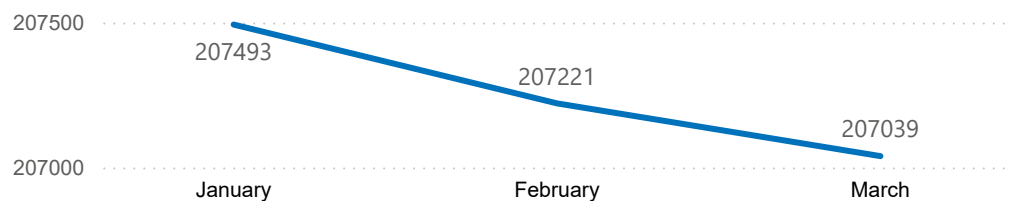
### Locations of Central African Refugee Population in DRC



The boundaries and names used on this map do not imply official acceptance by the United Nations.

- Refugee Location
- Refugee Settlement
- UNHCR Sub-Office
- UNHCR Field-Office
- UNHCR Field-Unit
- International Boundary
- Provincial Border
- Other Countries
- Park
- Territorial Border

### Central African Refugee Population Trend (2025)



### Comments about the figures of Central African refugees

**207,122** Central African refugees and asylum seekers in DRC as at 31/3/2025, i.e. **207,039** refugees and **83** asylum seekers with identity documents issued by the government with UNHCR support. This represents a decrease of **0.08%** compared with February 2025, following after ongoing registration activities in the Modale, Boyabu and Inke camps and repatriations in Bili, Mole camps and Wenze VPD Site during the month.

### III. South Sudanese Refugees and Asylum Seekers

#### Key Figures

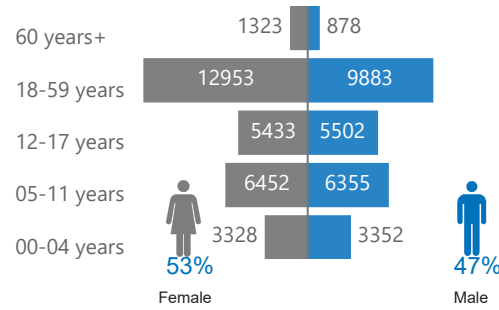
**55 763**  
Refugees and Asylum Seekers

**32 859**  
Refugees and Asylum Seekers  
biometrically registered

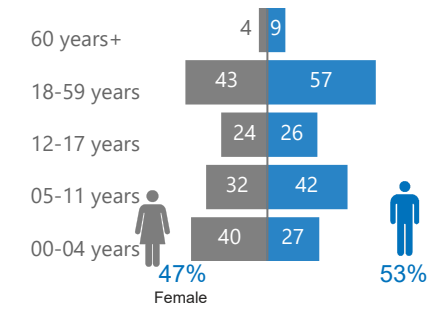
**55 459**  
Registered Refugees

**304**  
Asylum Seekers

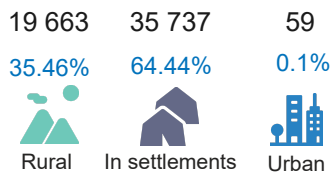
#### Age and Gender of Refugee Population



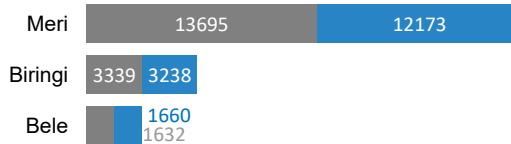
#### Age and Gender of Asylum Seekers



#### South Sudanese Refugee Population by Type of Location



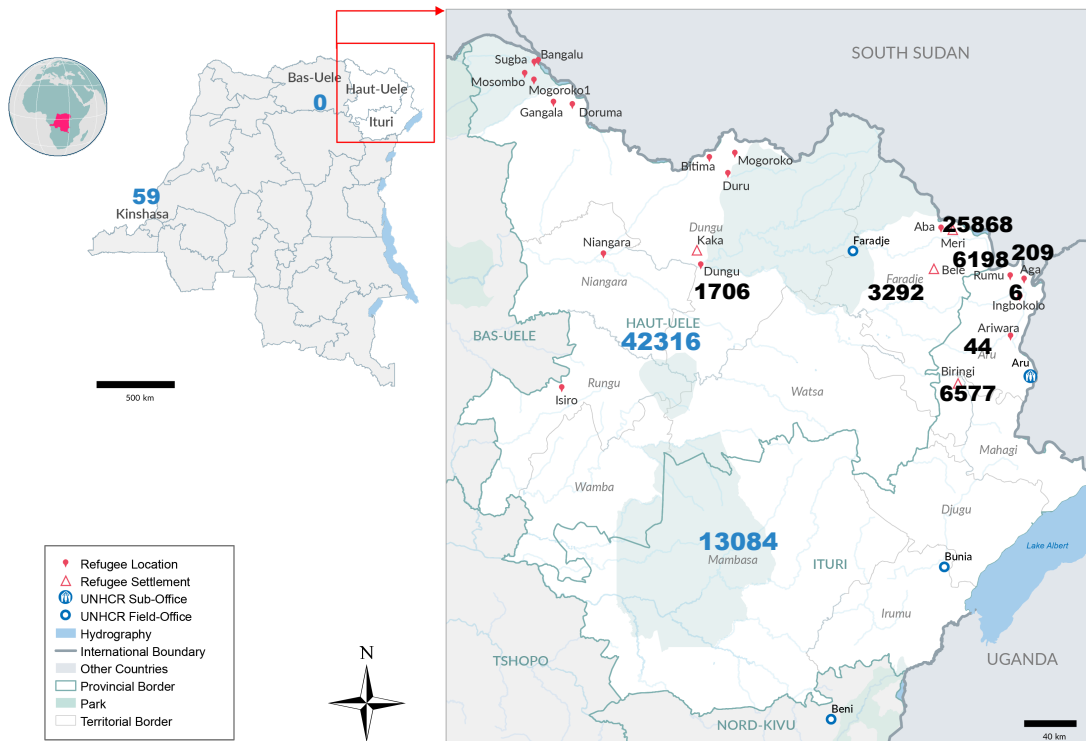
#### South Sudanese Refugee in settlements



#### South Sudanese Urban refugee

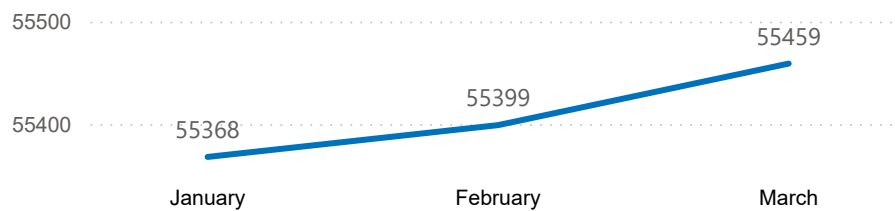
Location	F	M	Total
Kinshasa	33	26	59
<b>Total</b>	<b>33</b>	<b>26</b>	<b>59</b>

#### Location of South Sudanese Refugees in DRC



The boundaries and names used on this map do not imply official acceptance by the United Nations.

#### South Sudanese Refugee Population Trend ( 2025)



#### Comments about the figures of South Sudanese refugees

As at 31/3/2025, there were **55,763** South Sudanese refugees and asylum seekers in the DRC with identity documents issued by the government with the support of the UNHCR. There was a 0.2% increase in the number of refugees observed for refugees after routine registration activities.

### IV. Burundian Refugees and Asylum Seekers

#### Key Figures

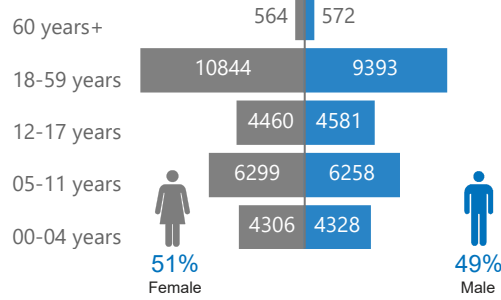
**51 795**  
Refugees and Asylum Seekers

**33 341**  
Refugees and Asylum Seekers  
biometrically registered

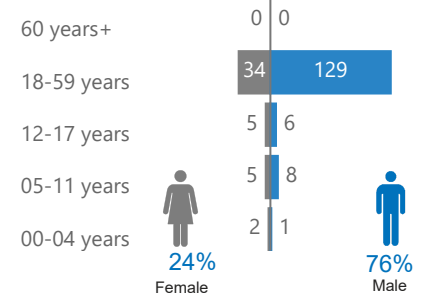
**51 605**  
Registered Refugees

**190**  
Asylum Seekers

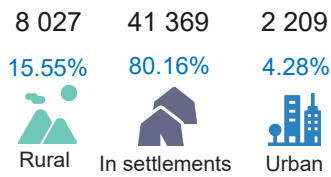
#### Age and Gender of Refugee Population




#### Age and Gender of Asylum Seekers



#### Burundian Refugee Population by Type of Location



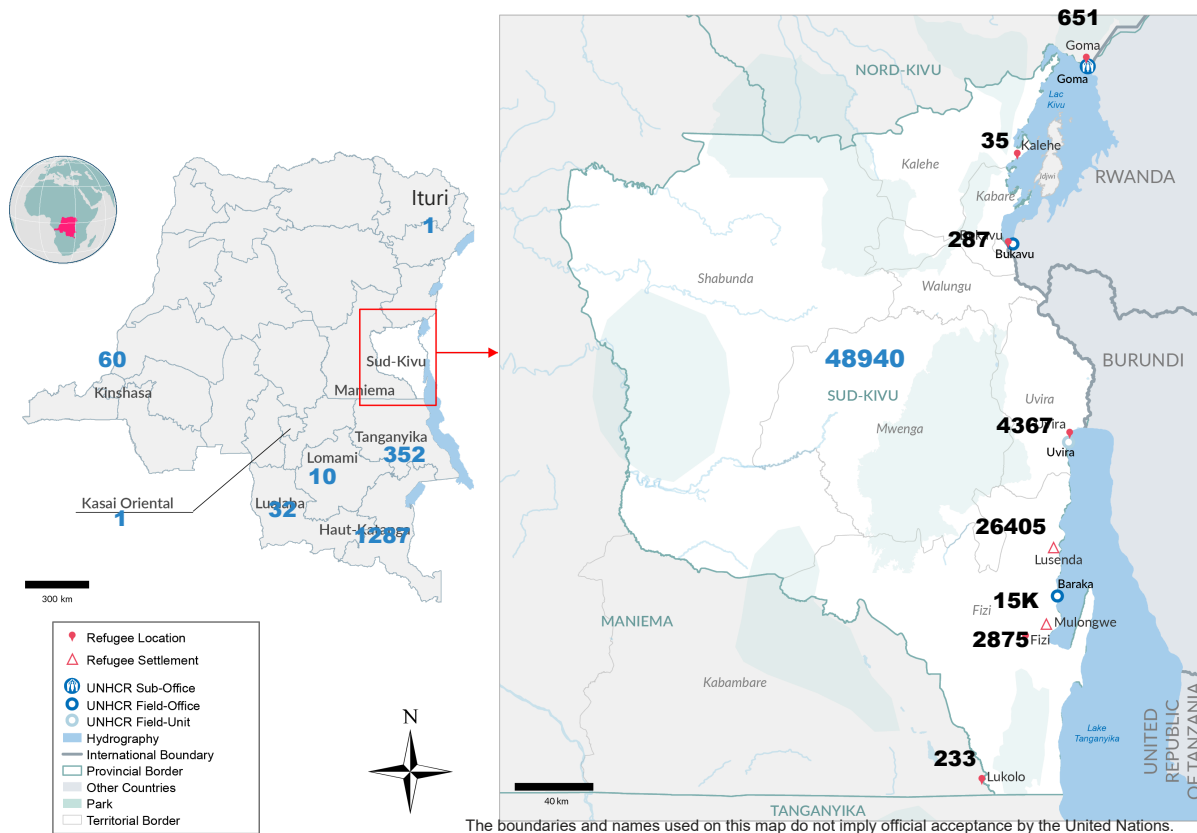
#### Burundian Refugee in settlements



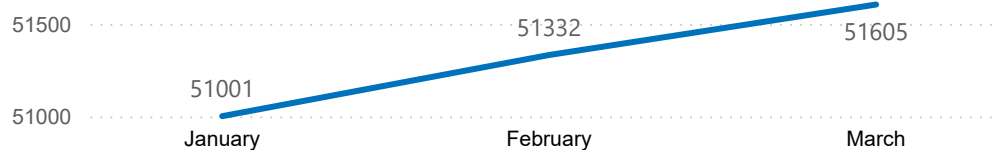
#### Burundian Urban refugee

Location	F	M
Lubumbashi	517	694
Goma	352	299
Bukavu	131	156
Kinshasa	32	28
<b>Total</b>	<b>1032</b>	<b>1177</b>

#### Location of Burundian Refugees in DRC



#### Burundian Refugee Population Trend ( 2025)



#### Comments about the figures of Burundian refugees

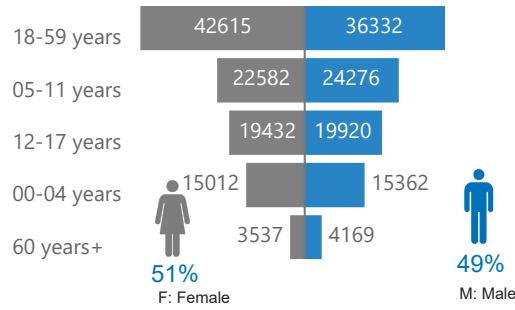
**51,795** Burundian refugees and asylum seekers in the DRC as at 28/2/2025, including **51,605** refugees and **190** asylum seekers. This represents an 0.6% increase compared with January due to continuous registration operations. All refugees and asylum seekers hold identity documents issued by the government with technical support from UNHCR.

### V. Rwandan Refugees and Asylum Seekers

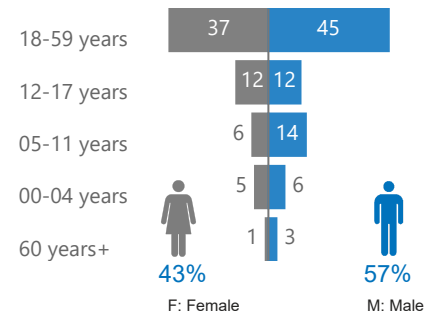
#### Key Figures



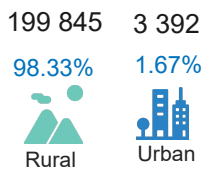
#### Age and Gender of Refugee Population



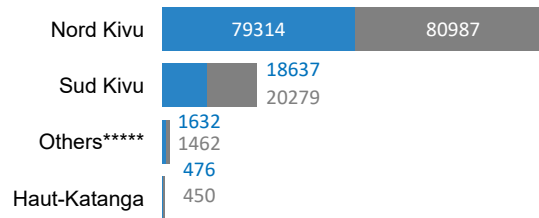
#### Age and Gender of Asylum Seekers



#### Rwandan Refugee Population by Type of Location



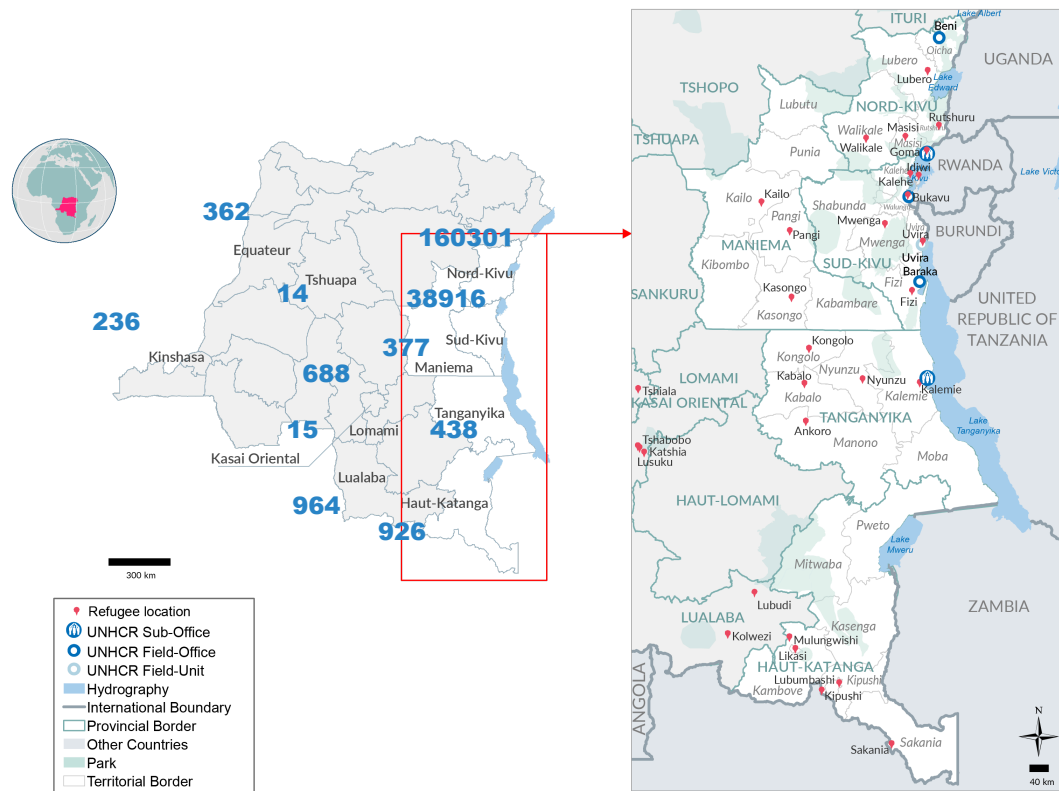
#### Rwandan refugee in province



#### Rwandan Urban refugee

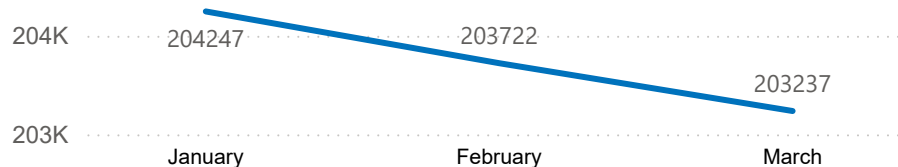
Localisation	F	M
Bukavu	546	468
Goma	730	660
Kinshasa	122	114
Lubumbashi	363	389
<b>Total</b>	<b>1761</b>	<b>1631</b>

#### Location of Rwandan Refugees in DRC



Date d'impression: 10 Jul 2023 Sources: UNHCR, RGC Auteurs: UNHCR - Kinshasa Feedback: codkidrcim@unhcr.org Nom du fichier: COD\_Map\_RWA\_30062023\_A3

#### Rwandan Refugee Population Trend (2025)



#### Comments about the figures of Rwandan refugees

The presence of armed groups, military operations and inaccessibility in areas with a high concentration of refugees have made it difficult to finalize the registration of Rwandan refugees in the provinces of North and South Kivu. Ongoing registration is effective in accessible areas. The same applies to the repatriation of Rwandan refugees continues. In 2025, **997** Rwandans have been repatriated voluntarily to their country .