MINISTRY OF HOME AFFAIRS AND INTERNAL SECURITY OFFICE OF THE COMMISSIONER FOR REFUGEES

Zambia Country Statistical Report 30 April 2025

Total Population	110,518
Households	23,025

Year -2025	
New Birth	429
New Arrivals	2,492
In situ	1,228
Total Reg. 2025	4,149

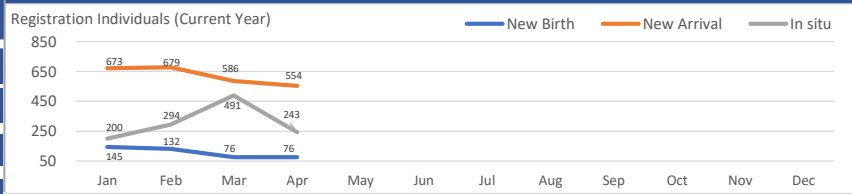

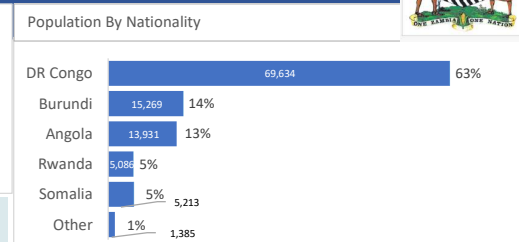

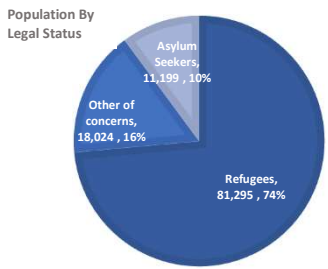

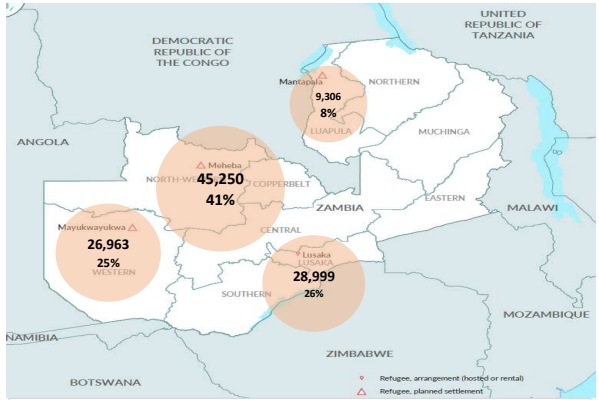

Pop. in Settlements

74%

Pop. in Urban

26%

Women & Children

63%

Elderly

3%

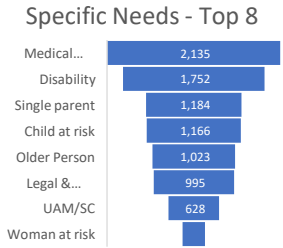

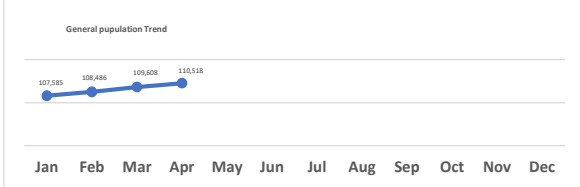

Locations	Nationalities	Refugees	Asylum Seekers	Former Refugees	Grand Total
Meheba Settlement	DR Congolese	27,067	1,174	0	28,241
	Burundi	4,412	144	0	4,556
	Angolan	0	0	6,692	6,692
	Somali	1,790	104	0	1,894
	Rwandan	439	7	3,232	3,678
	Others Nat.	153	36	0	189
	Sub Total	33,861	1,465	9,924	45,250
Mayukwayukwa Settlement	DR Congolese	16,945	72	0	17,017
	Burundi	2,501	30	0	2,531
	Angolan	0	0	7,205	7,205
	Rwandan	57	0	136	193
	Others Nat.	8	1	0	9
	Somali	7	1	0	8
	Sub Total	19,518	104	7,341	26,963
Urban	DR Congolese	10,543	4,528	0	15,071
	Burundi	4,526	3,656	0	8,182
	Somali	2,882	429	0	3,311
	Rwandan	480	9	726	1,215
	Angolan	0	1	33	34
	Others Nat.	903	283	0	1,186
	Sub Total	19,334	8,906	759	28,999
Nchelenge Mantapala	DR Congolese	8,582	723	0	9,305
	Burundi	0	0	0	0
	Others Nat.	0	1	0	1
	Sub Total	8,582	724	0	9,306
TOTAL		81,295	11,199	18,024	**110,518**
Total Refugees & Asylum seekers					**92,494**
Total Angolan and Rwandan former refugees					**18,024**

Location	Female						Male						Grant Total
	00 - 04	05 - 11	12 - 17	18 - 59	60+	Total	00 - 04	05 - 11	12 - 17	18 - 59	60+	Total	
Urban	919	1,697	1,478	5,796	275	**10,165**	975	1,758	1,811	13,869	421	**18,834**	28,999
Mantapala	848	1,048	798	1,856	138	**4,688**	815	1,102	741	1,841	119	**4,618**	9,306
Mayukwayukwa	1,356	2,360	1,638	5,975	351	**11,680**	1,396	2,382	1,725	9,202	578	**15,283**	26,963
Meheba	2,200	4,380	3,655	9,888	597	**20,720**	2,209	4,266	3,657	13,621	777	**24,530**	45,250
Grand Total	5,323	9,485	7,569	23,515	1,361	**47,253**	5,395	9,508	7,934	38,533	1,895	**63,265**	110,518
Percentages	11%	20%	16%	50%	3%	43%	9%	15%	13%	61%	3%	57%	

*Data source COR (**proGres** ; registration, identity, and case management tool)*

Self-Settled population has been remove from stats from 1 December 2022