DEMOCRATIC REPUBLIC OF THE CONGO

Monthly Statistics of Refugees and Asylum Seekers

as of 30 April 2025 - Page 1

Registered Refugees and Asylum-Seekers in DRC

Key Figures

519 257 Refugees and Asylum Seekers

517 821 Registered Refugees

1 436 Asylum Seekers

222 056 Refugees and Asylum Seekers biometrics registered in ProGres 57%(5years+)

2766 Refugees and Asylum Seekers Registered in 2025

Situation Overview

The refugee population in the DRC decreased slightly from **518,303** to **517,821**, representing a **0.09** percent decline compared to March. This reduction was mainly due to the repatriation of Rwandan refugees. At the same time, the number of asylum seekers increased from **1,379** to **1,436**. This rise was the result of newly registered arrivals (South Sudanese nationals), births, and the reactivation of individuals. The number of individuals resettled in 2025 remains unchanged at five. There were no returns of former Congolese refugees during this period.

Age and Gender of Refugee Population

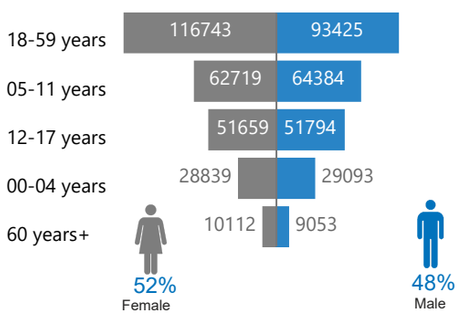

Refugee Population by Country of Origin

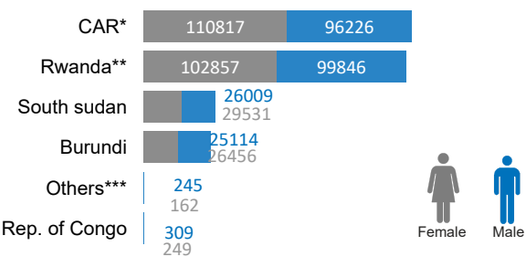

* Central African Republic

** 128,817 is the number of Rwandan refugees in the DRC registered by the DRC government not yet biometrically verified.

***: Angola, Sudan, Uganda, Somalia, Côte d'Ivoire, Eritrea, Syria, Liberia, Chad, Sierra Leone, cameroun, Nigeria, Mali, Senegal

Réfugiee by type of location

382 259 — 74% Rural

129 064 — 25% In settlements

6 498 — 1% Urban

Refugee Population by Province in DRC

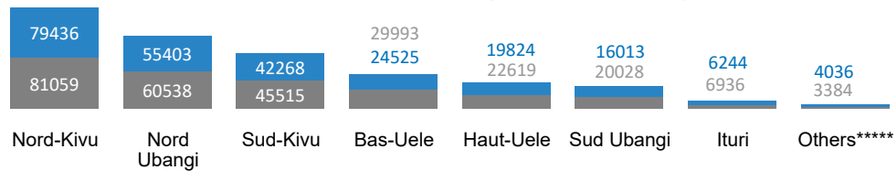

*****:Haut-Katanga (2270), Kinshasa (1131), Lualaba (997), Lomami (698), Kongo-Central (527), Maniema (614), Tanganyika (790), Equateur (362), Tshuapa (14) et Kasaï-Oriental(16).

Location of refugee population in DRC

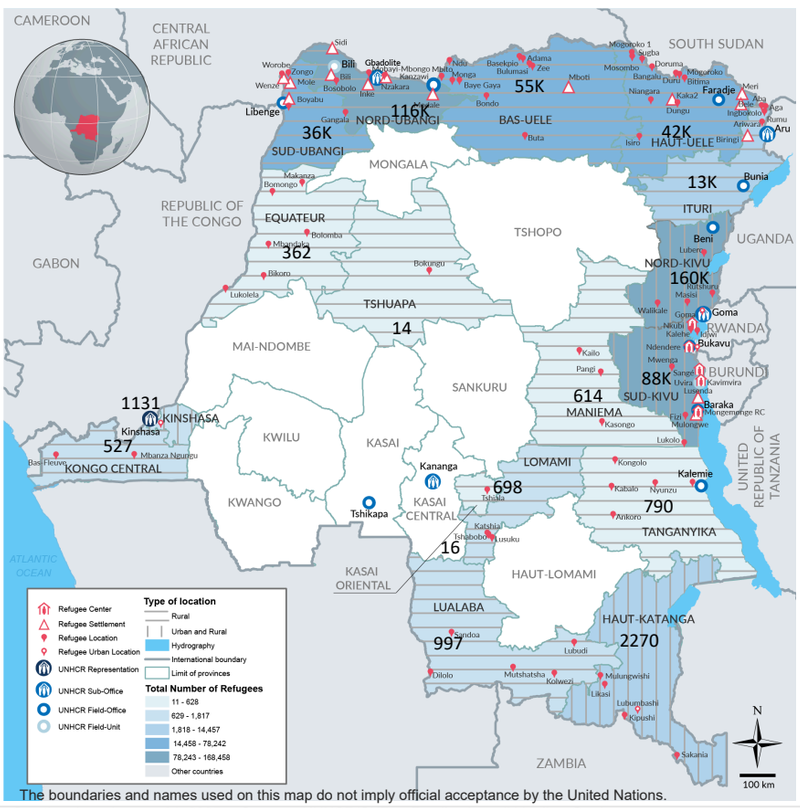

The boundaries and names used on this map do not imply official acceptance by the United Nations.

Asylum Seekers Population by Country of Origin

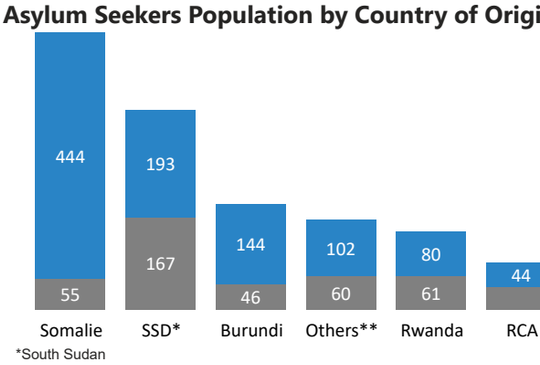

*South Sudan

**Central African Republic, Angola, Republic of Congo, Cameroon, Chad, Syria, Mali, Liberia, Côte d'Ivoire, Sudan, etc.

Asylum Seekers Population by Province in DRC

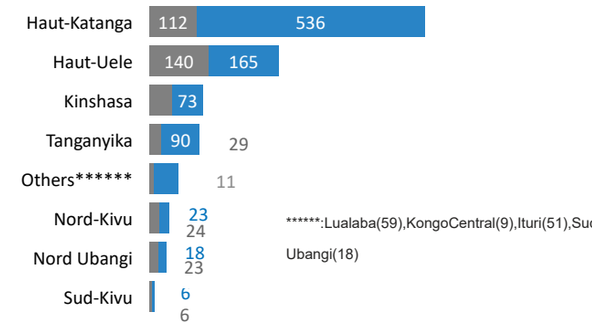

******:Lualaba(59),KongoCentral(9),Ituri(51),Sud Ubangi(18)

Creation date: January 31, 2025 Sources: UNHCR/CNR Feedback: codkidrcdima@unhcr.org

1 Refugees and asylum seekers aged 5 years and over, representing 55% of the total population.

Refugees and Asylum Seekers in RDC

Refugees in settlement

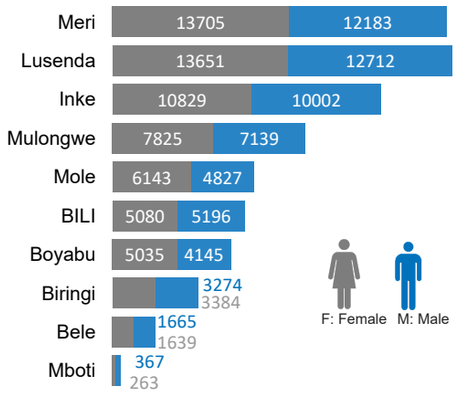

Refugees in the developpement pole

Location	F	M	Total
Modale	3529	3043	6572
Nzakara	4799	3927	8726
sidi	2128	2040	4168
wenze	2328	1631	3959
Total	**12784**	**10641**	**23425**

Urban refugees

Location	F	M	Total
Bukavu	677	624	1301
Goma	1086	960	2046
Kinshasa	561	570	1131
Lubumbashi	906	1114	2020
Total	**3230**	**3268**	**6498**

Repatriation situation in the DRC at 31 march 2025

Number of refugees repatriated(OUT) from the DRC

Country of origin	2021	2022	2023	2024	2025	Total
Burundi	7296	3474	4517	2183		19694
RCA	5021	3350	2328	9203	461	25570
Rep. of Congo	0	0	1	0		9
Rwanda	1920	2451	1924	1512	1532	15450
South Sudan	0	3	0	0		3
Total	**14237**	**9278**	**8770**	**12898**	**1993**	**60726**

Rapatriated(IN) to the DRC

Country of provenance	Total
Zambie	176
Total	**176**

Situation of resettlement 2025

National	Indsubmit	#Ind.Reinstalled
Burundi	9	3
COB	0	2
Total	**9**	**5**

RSA: South africa , RCA: central African Republic , USA: United States , COB: Rép.of Congo, SSD: South Sudan, RDC: Rép.Democratic of Congo, ICO: Cote d'ivoire , SW: Swaziland

A) Person with specific needs

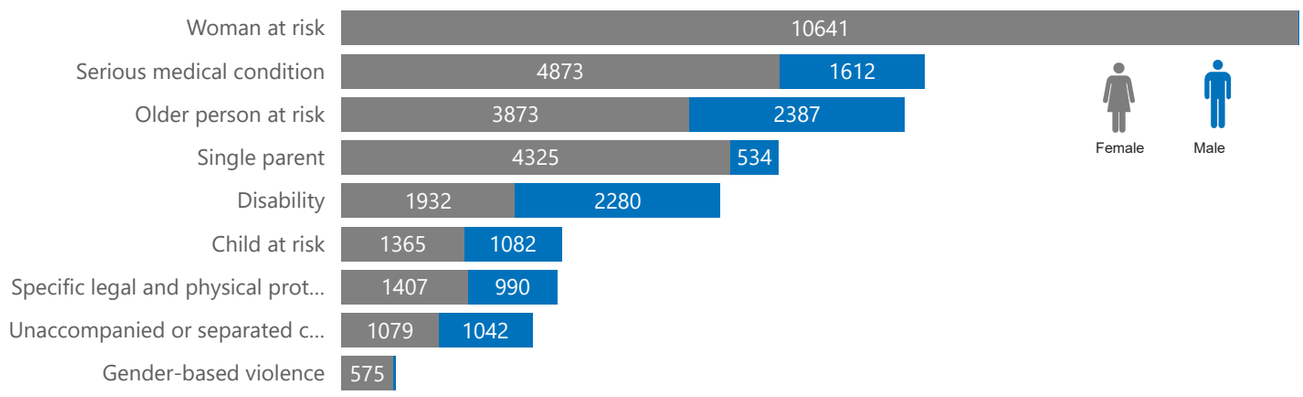

B) Top 5 Occupation

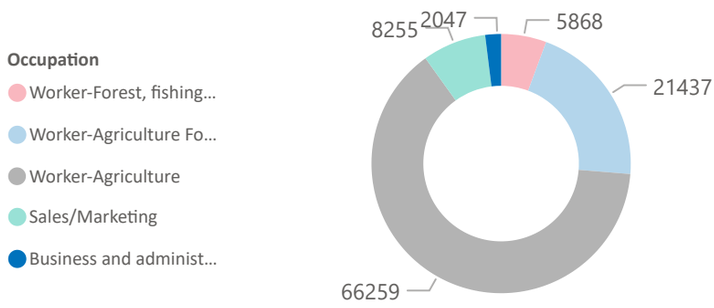

C) Situation of refugee children of school age(6-17years)

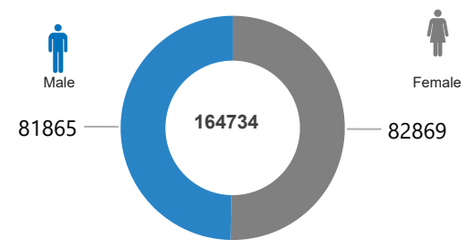

Key figures on refugees and asylum seekers in the DRC

Registration

519 257
Registered on individual basis
518 303 refugees | 1379 Asylum seekers

2766
Refugees and asylum seekers registered on 2025

391534
Refugees and asylum seekers registered in proGres

	Refugees		Asylum seekers
	81%	Women and children	77%
	57%	Children(0-17ans)	56%
	40%	Adults(18-59ans)	41%
	3%	Elderly(60+)	4%

222 056
Refugees and asylum seekers aged 5+ years registered in proGres with biometrics in 2025

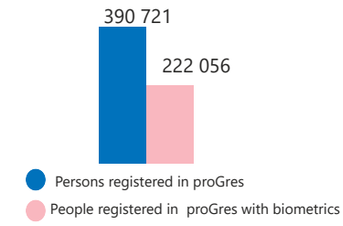

New arrivals by country of origin



** : Somalie 1, South sudan: 1

Registration trend by new arrival during the year

Documentation (issued by the Government):

- All individuals registered in ProGres have at least one protection document, **391534** persons.
- **128817** Rwandan refugees not yet registered in ProGres without any document protection.
- **246** children born in 2025; **176** received birth certificate with help of goverment.
- **32968** Persons with refugees card.

Forcibly displaced people enrolled in the national education system(2023 national report)

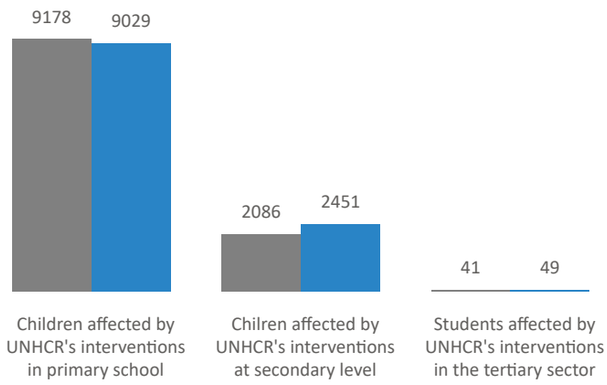
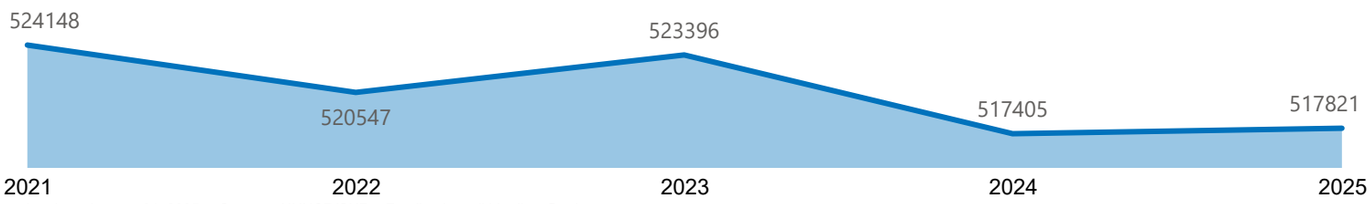
Population Trend by year(2021 - 2025)