UNHCR The UN Refugee Agency | CORE

PAKISTAN-AFGHANISTAN

Returns Emergency Response

as of 13 May 2025

Key figures

1.04M total returns[1]

138,400 UNHCR-assisted

76,500 deportations

186,200	18,900	35,100
18%	14%	46%

Out of the overall returns **50%** are female, of which **29%** are girls. **59%** are children.

Blue figures above correspond to the period of 15 Sep. 2023 to 13 May 2025, while the **navy figures** refer only to those who arrived from 1 April 2025 to 13 May 2025.

Total returns (cumulative since 1 April 2025)[2]

Number of people in thousands

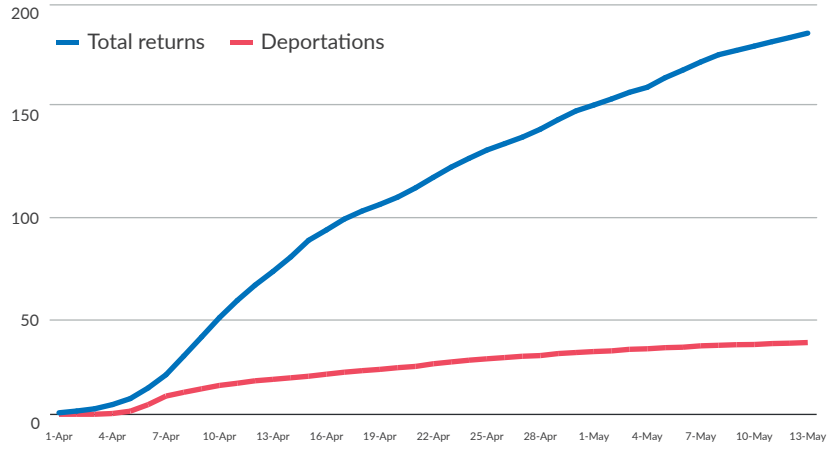

Context

The Government of Pakistan publicly announced on 7 March 2025 the resumption of the "Illegal Foreigners Repatriation Plan" (IFRP) to include all Afghan Citizenship Card (ACC) holders who should voluntarily return to Afghanistan by 31 March 2025 or face deportation as of 1 April 2025.

More than 186,200 Afghans have returned to Afghanistan from Pakistan since April. The majority of returns since April 2025 are Undocumented (71%), followed by ACC holders (21%) and Proof of Registration (PoR) card holders (8%).

Deportations in April and May reached 35,100, with April marking the highest monthly figure since September 2023.

Since 1 April, some 30,900 have been arrested and detained. Most of the arrests and detentions took place in Punjab province, followed by Balochistan.

Afghan arrests and detentions in Pakistan (as of 10 May 2025)

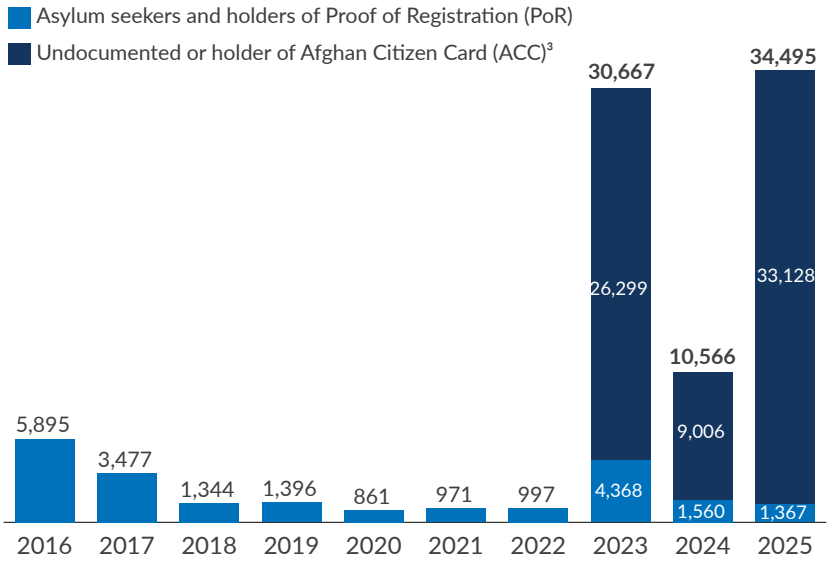

Overall returns by documentation

(since April 2025)

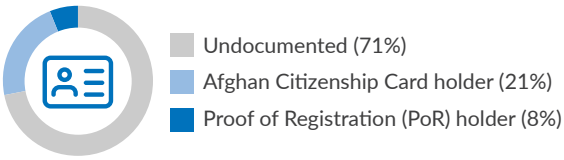

Situation map

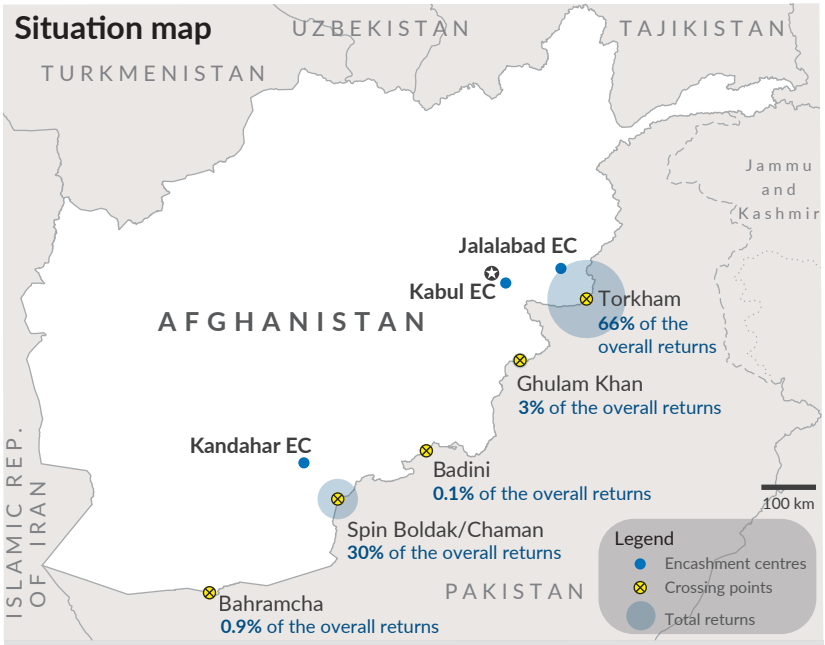

The boundaries and names shown and the designations used on this map do not imply official endorsement or acceptance by the United Nations.

Returns assisted by UNHCR Afghanistan

79% of the assisted are **women & children**

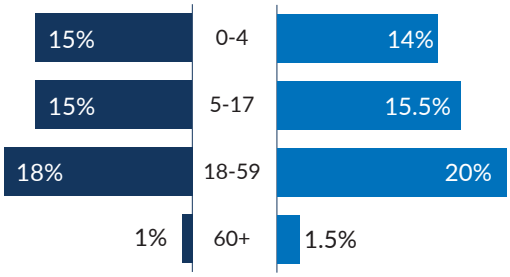

31% are **Female headed households**

[1] An umbrella term that includes all returns including deportations, assisted Voluntary Repatriation (VolRep) and other returns of Afghans of all statuses such as PoR cardholders, ACC holders, and the undocumented, excluding passport holders.
[2] Return figures from 10 May 2025 onwards may fluctuate till validation process is concluded.
[3] Prior to 2023, there was no data collected on the arrest and detention of ACC holders or undocumented Afghan nationals.

Sources: UNHCR, IOM

Deportations since 15 September 2023 (as of 13 May 2025)

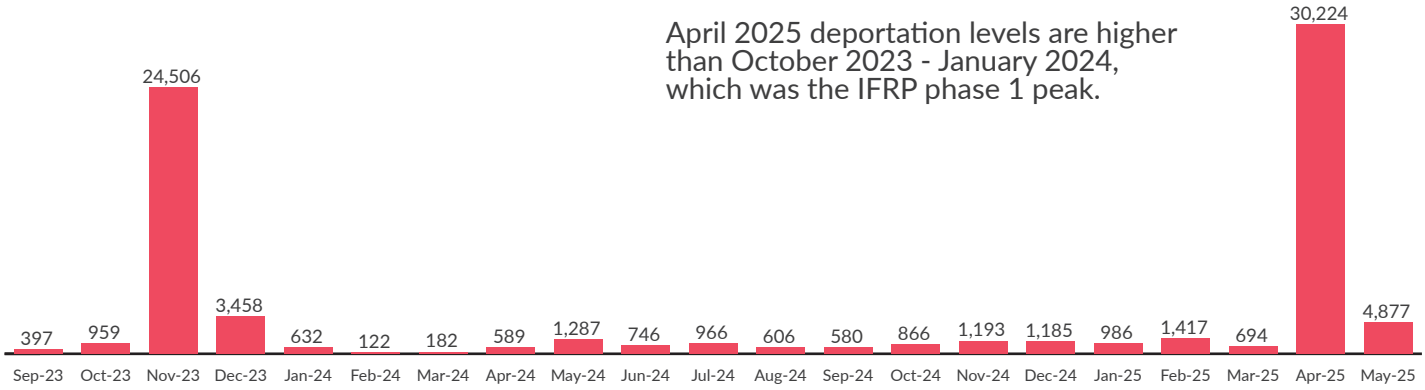

Returns assisted by UNHCR Afghanistan

In Afghanistan, UNHCR continued to biometrically process and provide cash assistance to PoR card holders and their nuclear family members, UNHCR slip holders, asylum seeker certificate holders and other Protection referrals. This support aimed to alleviate the difficulties faced by Afghan nationals who returned home hastily, and often largely unprepared due to the circumstances in Pakistan.

Since 15 September 2023, over 138,400 individuals returning from Pakistan have been provided with cash assistance in Kabul, Kandahar and Jalalabad encashment centres, including over 86,900 PoR cardholders. Out of the assisted, some 2.3% are individuals with disabilities.

Afghanistan map - intended districts of destination

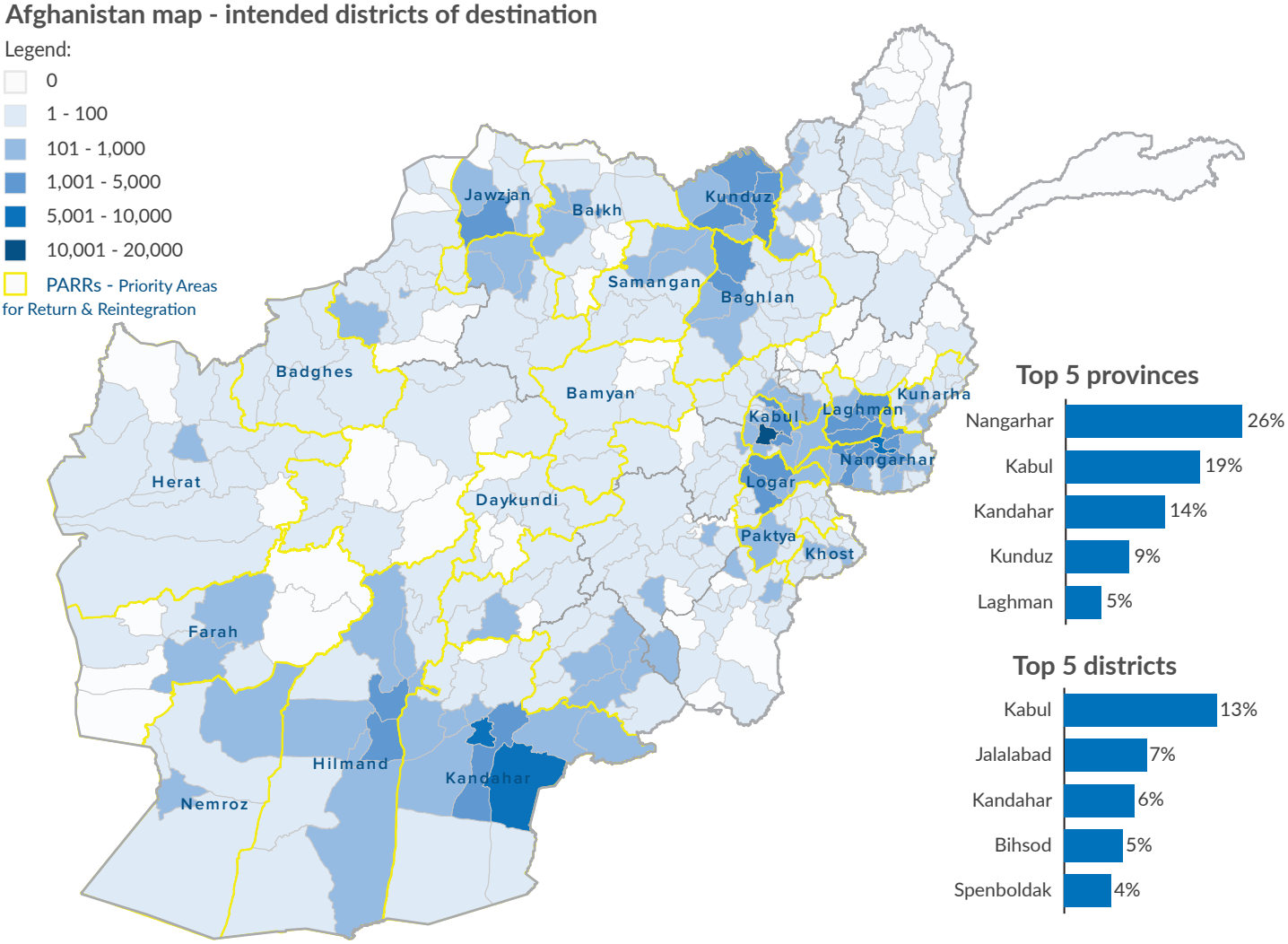

Border Protection Monitoring

UNHCR and its partner Wadan in Afghanistan have scaled up protection activities at the border. Daily presence consists of Border Protection monitoring through interviews with returnees including deportees in order to identify protection concerns and risks, as well as their intended areas of return in Afghanistan. Help desks have been set up to boost protection screening interviews, identification and referral of individuals to be assisted by UNHCR.

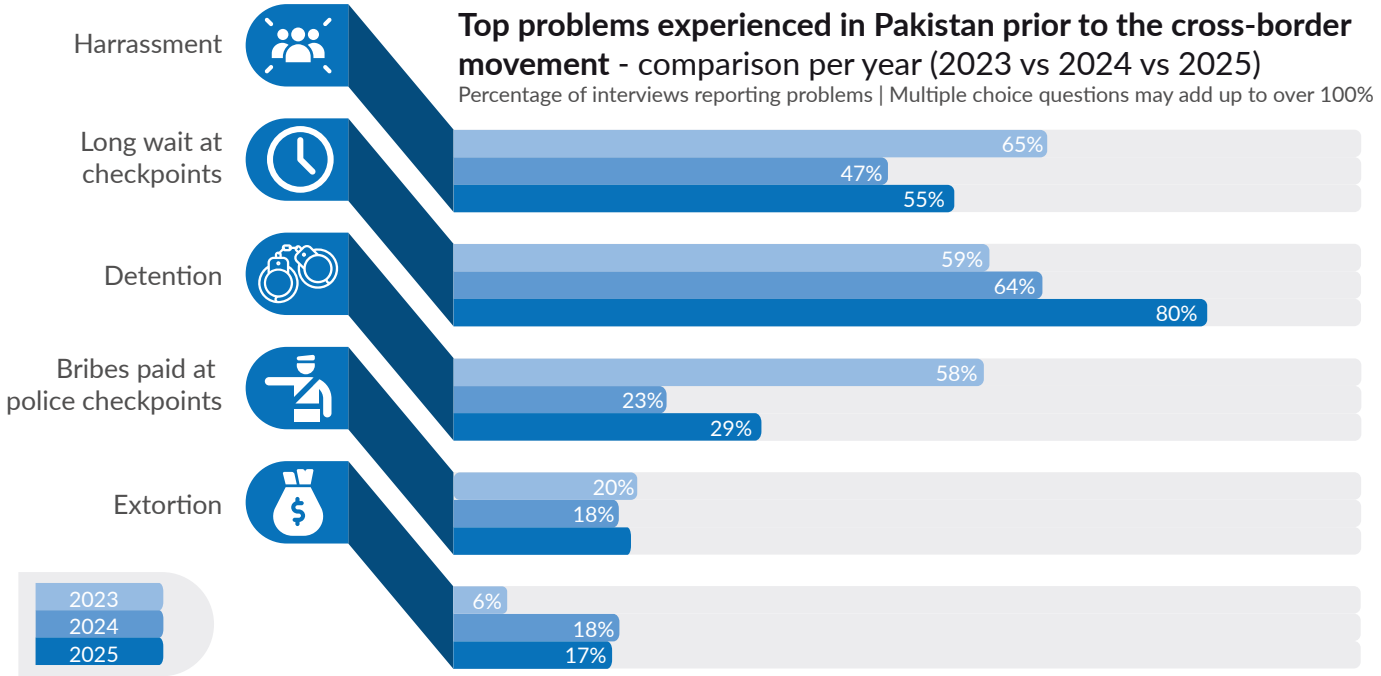

Problems experienced at the Pakistan border point

Percentage of interviews reporting problems | Multiple choice questions may add up to over 100%

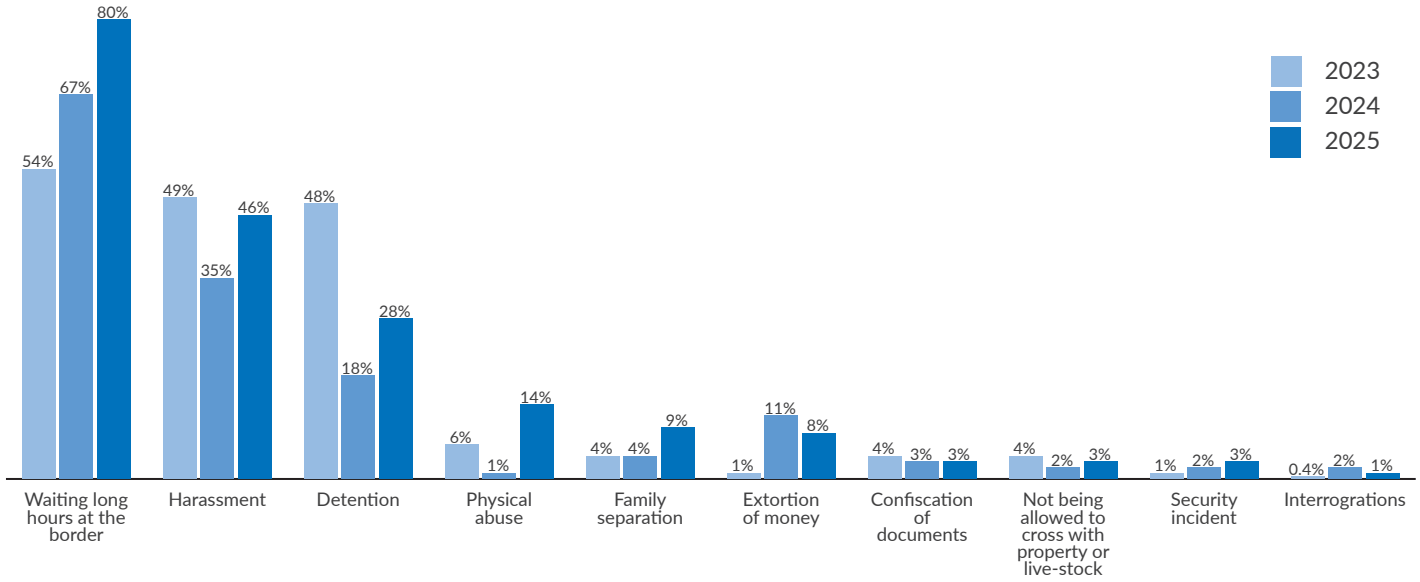

Top 3 Needs upon arrival

Percentage of interviews | Multiple choice questions may add up to over 100%

- **82%** Housing Accomodation
- **81%** Food
- **79%** Financial Support

Top 3 Protection services requested

Percentage of interviews | Multiple choice questions may add up to over 100%

- **72%** Documentation / Legal assistance
- **39%** Protection services for children
- **32%** Information on services and assistance