GBV Sub-Sector Achievements - 2025

as of April 2025

Inter-Agency Coordination Türkiye

# of Beneficiaries by Location

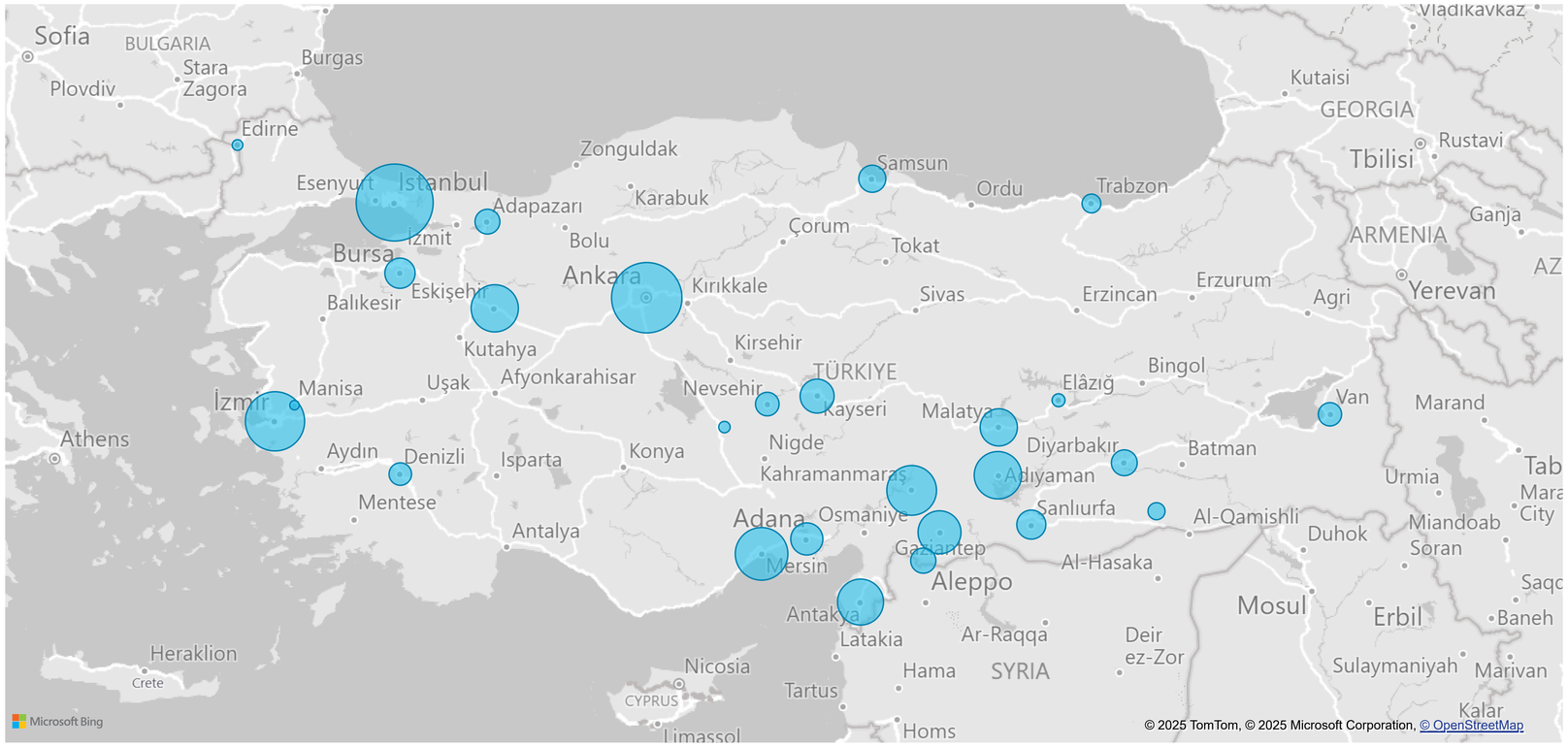

Individuals benefitting protection Services by Month

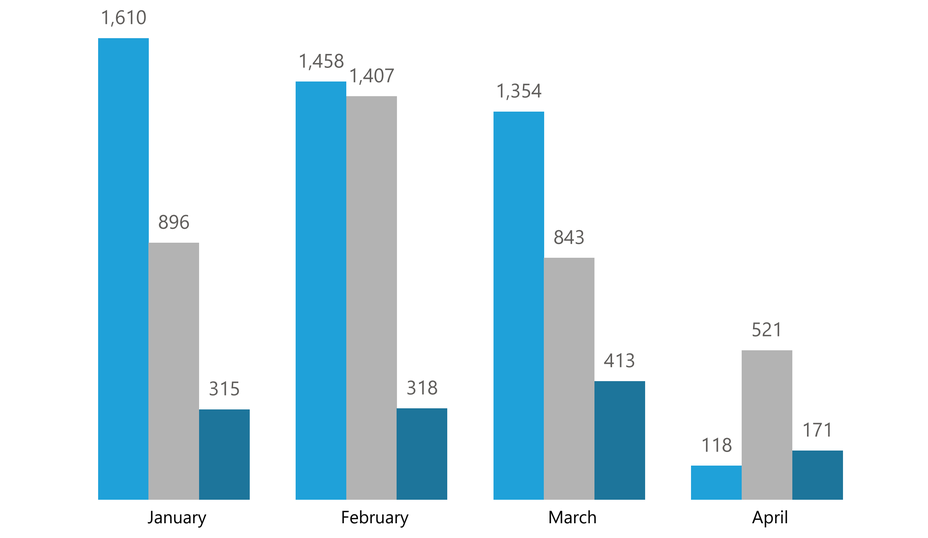

GBV-IMS Categories

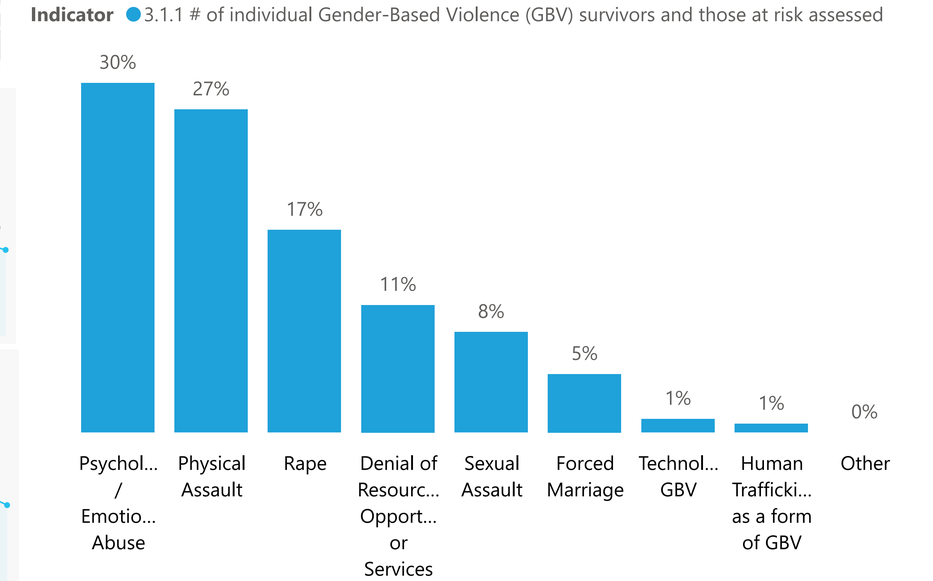

Location

All

Breakdown of Beneficiaries by Gender

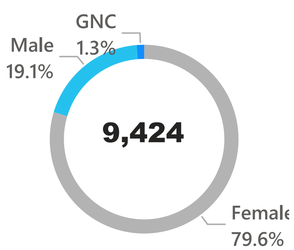

Breakdown of Beneficiaries by Nationality*

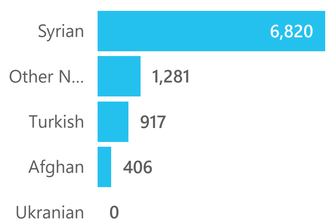

4,540
# of individual GBV survivors and those at risk assessed

3,667
# of individual GBV survivors provided with GBV specific response services

1,217
# of individual GBV survivors referred to multi-sectoral GBV specific response services

33,737
# of individuals reached through GBV-related information campaigns and activities to raise public

Appeal

All

EQ Response Activity

All

Nationality

All

Reporting Agencies

ASAM	CARE In...	Gaziant...	GOAL I...	HRDF	IGAM	Kaos GL	Kilis- Pr...	LEAP N...	LWA	Maya F...	Multecil...	NSPPL	RET Int...	Sanliurf...	SEVKAR	STL	TARDE	TKV	TRC	UNFPA	UNHCR	WALD	Yedi Ba...	YSF

Supporting Agencies

ASAM	Bar Association	CARE Internatio...	GIZ	GOAL Internatio...	LEAP NGO	LWA	Maya Foundation	Relief Internatio...	RET International	UNFPA	UNHCR	UNICEF	WHO	Yedi Basak

Source: *PWG, ActivityInfo* *Feedback*: *IMTurkey@unhcr.org*

**The number of beneficiaries reached is calculated by summing indicators selected by the sectors; there may be duplications.*

GBV Sub-Sector Achievements - 2024

as of December 2024

Inter-Agency Coordination Türkiye

# of Beneficiaries by Location

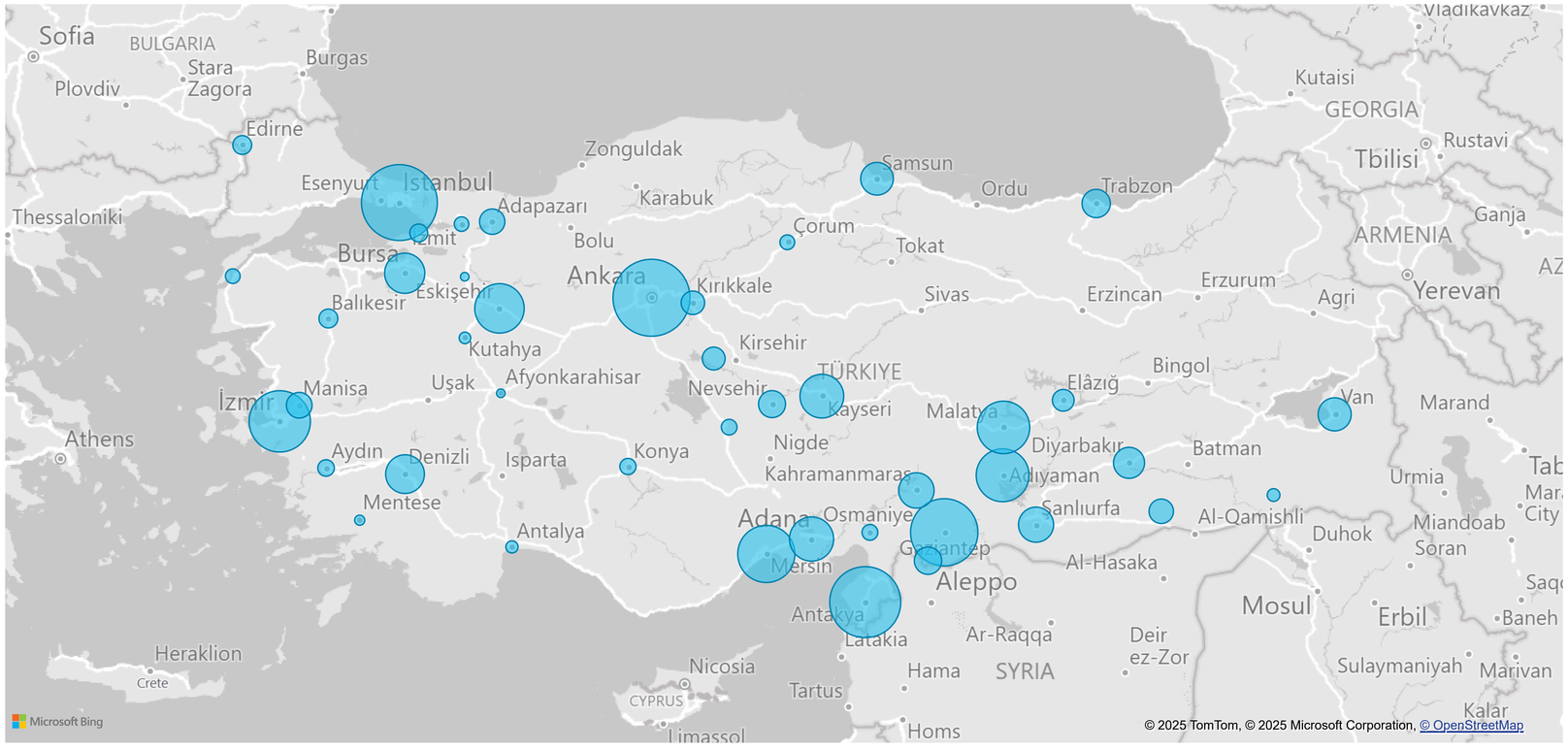

Individuals benefitting protection Services by Month

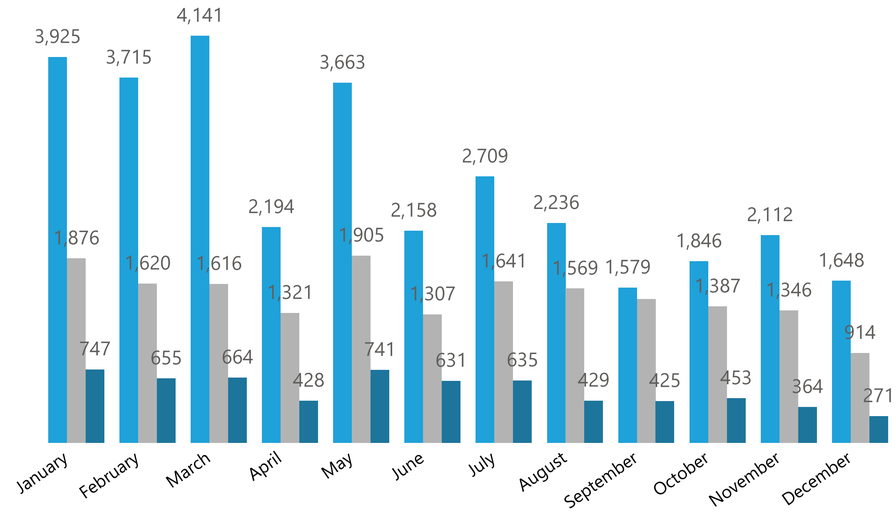

GBV-IMS Categories

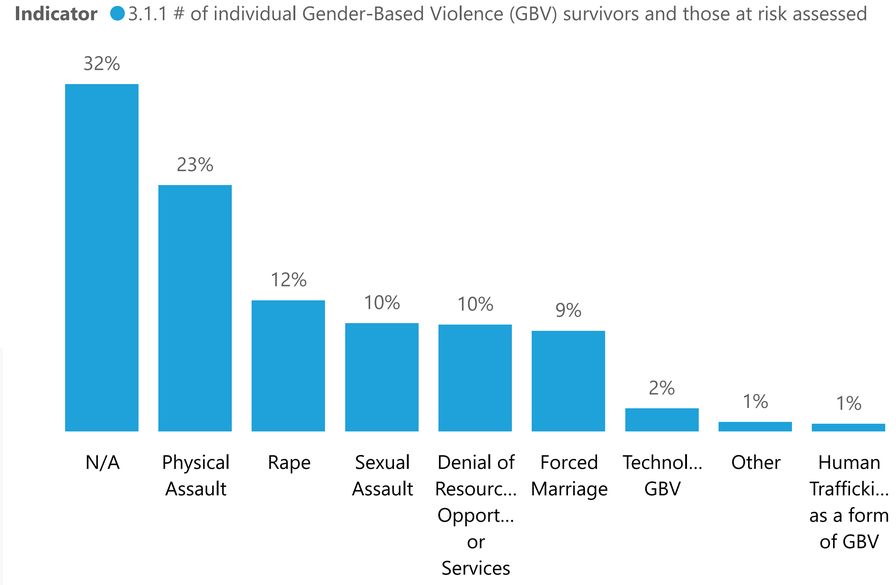

Location

All

Breakdown of Beneficiaries by Gender

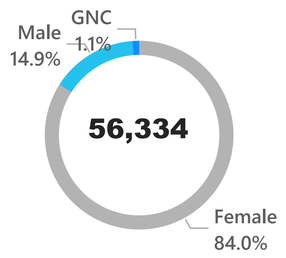

Breakdown of Beneficiaries by Nationality*

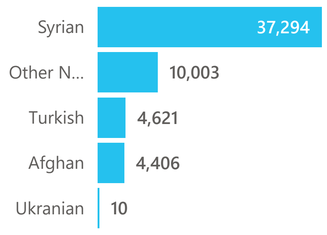

31,926
# of individual GBV survivors and those at risk assessed

17,965
# of individual GBV survivors provided with GBV specific response services

6,443
# of individual GBV survivors referred to multi-sectoral GBV specific response services

219,669
# of individuals reached through GBV-related information campaigns and activities to raise public

Appeal: All

EQ Response Activity: All

Nationality: All

Reporting Agencies

AAR Japan	CARE Inter...	DRC	EVSAD	GOAL Inter...	HRDF	IOM	Kaos GL	LEAP NGO	MUDEM	REALs	RET Intern...	SENED Org...	SRP	TARDE	TRC	UNHCR	WALD	Yeryüzü Ço...	Zer...
ASAM	DDD	Eksi 25	Gaziantep-...	Hatay Metr...	IGAM	KADAV	Kilis- Provi...	LWA	Multeciler ...	Relief Inter...	Sanliurfa ...	SEVKAR	STL	TKV	UNFPA	UOSSM Tu...	WHH	YSF	

Supporting Agencies

AAR J...	ASAM	CARE I...	Caritas...	Cordaid	DRC	GIZ	GOAL ...	IGAM	IOM	KADAV	LEAP ...	LWA	MDM	MoNE	MUDEM	Multe...	Oxfam...	REALs	Relief I...	RET In...	Save t...	SENED...	Solida...	UNFPA	UNHCR	UNICEF	WHH	Yeryüz...

Source: PWG, ActivityInfo *Feedback*: IMTurkey@unhcr.org

**The number of beneficiaries reached is calculated by summing indicators selected by the sectors; there may be duplications.*

GBV Sub-Sector Achievements - 2023

as of December 2023

Inter-Agency Coordination Türkiye

# of Beneficiaries by Location

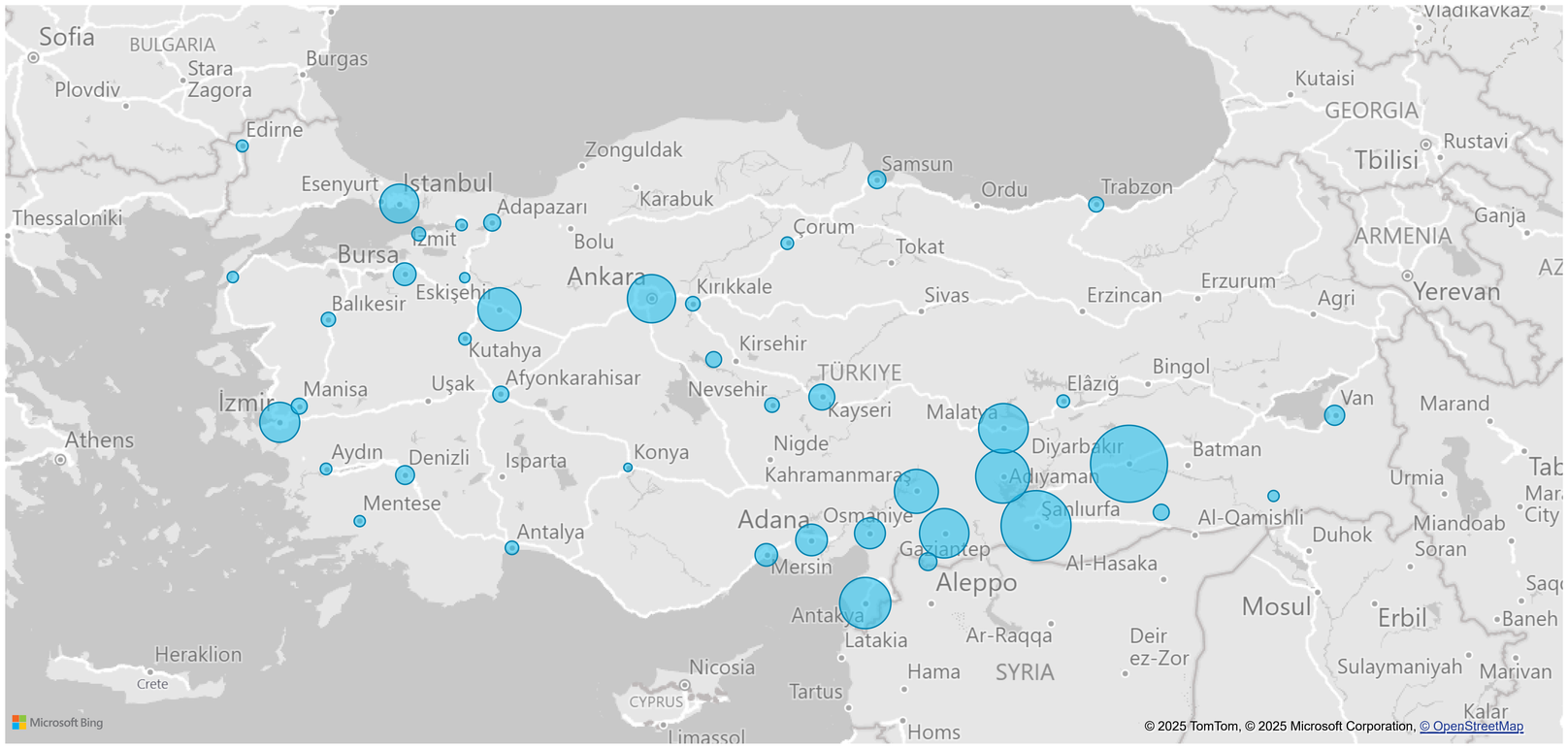

Location

All

Breakdown of Beneficiaries by Gender

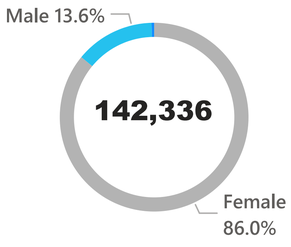

Breakdown of Beneficiaries by Nationality*

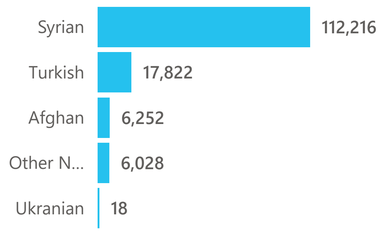

116,234
# of individual GBV survivors and those at risk assessed

19,183
# of individual GBV survivors provided with GBV specific response services

6,919
# of individual GBV survivors referred to multi-sectoral GBV specific response services

215,703
# of individuals reached through GBV-related information campaigns and activities to raise public

Individuals benefitting protection Services by Month

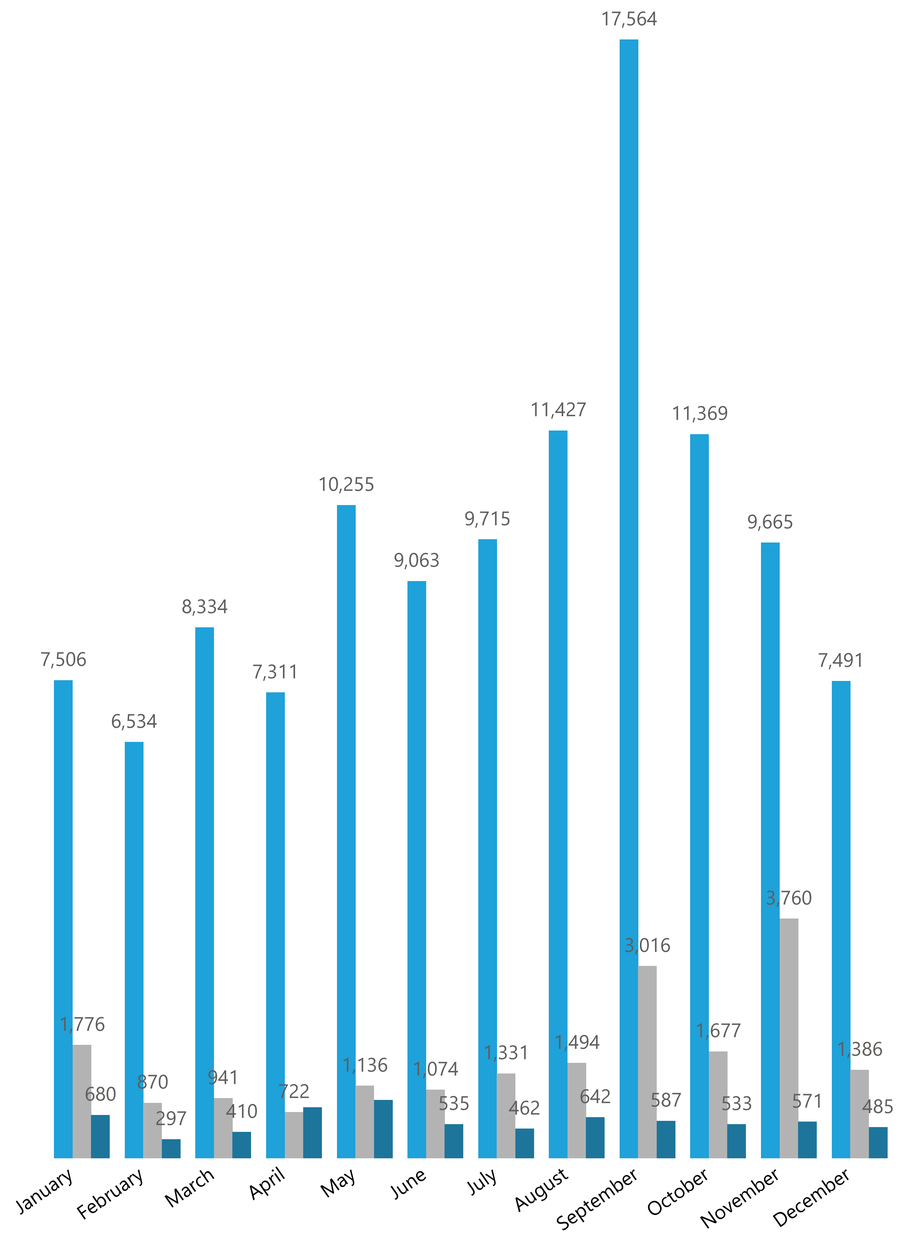

Appeal

All

EQ Response Activity

All

Nationality

All

Reporting Agencies

ASAM | Bon... | CAR... | Con... | DDD | DRC | Eksi ... | EVS... | Gazi... | GO... | Gok... | HRDF | IGAM | KAD... | Kao... | Kilis... | LEA... | Mal... | Mav... | MU... | Mul... | REALs | Reli... | Sanl... | STL | TAR... | TKV | TRC | UNF... | UN... | UN... | UOS... | WALD | WHH | YSF | YSYD

Supporting Agencies

ASAM | CARE In... | Caritas L... | Concern... | DRC | ECHO T... | Eksi 25 | GIZ | GOAL In... | IGAM | KADAV | LEAP N... | MDM | MoIT | MUDEM | Multecil... | REALs | Relief In... | UNFPA | UNHCR | UNICEF | UNWo... | WHH | WHO | YSYD

Source: *PWG, ActivityInfo* *Feedback*: *IMTurkey@unhcr.org*

**The number of beneficiaries reached is calculated by summing indicators selected by the sectors; there may be duplications.*