SOMALIA

Internal Displacements Monitored by Protection & Solutions Monitoring Network (PSMN)

March 2025

View the interactive dashboard here: http://prmn-somalia.unhcr.org/

TOTAL DISPLACEMENTS

52,000 in Mar | **109,000** (Jan - Mar 2025) | **89,000** (Jan - Mar 2024)

The UNHCR-led PSMN implemented in partnership with NRC reported **52,000** internal displacements in the month of March 2025. Out of these, **40,000** were caused by conflict or insecurity while **10,000** were dispaced by drougt. Approximately **2,000** were displaced due to other reasons

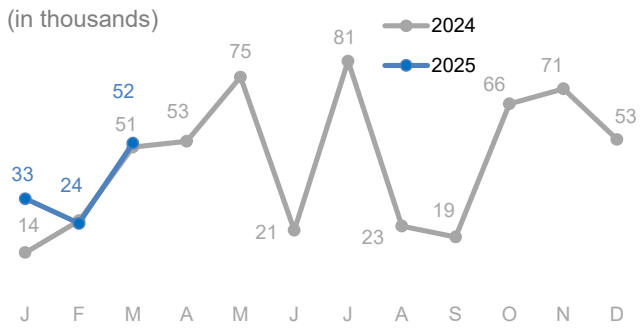

BY REGION (Jan - Mar 2025)

	DEP	ARR
Awdal		
Bakool	3,010	610
Banadir	110	26,110
Bari	16,580	19,950
Bay	3,630	270
Galgaduud	1,120	960
Gedo	4,290	8,890
Hiraan	4,530	4,130
Lower Juba	11,250	12,930
Lower Shabelle	11,040	100
Middle Juba	3,750	2,260
Middle Shabelle	34,570	20,830
Mudug	1,470	1,480
Nugaal	600	600
Sanaag	5,770	1,690
Sool	4,670	4,750
Togdheer	2,670	3,510
Woq. Galbeed		

BY DISTRICT (Jan - Mar 2025)

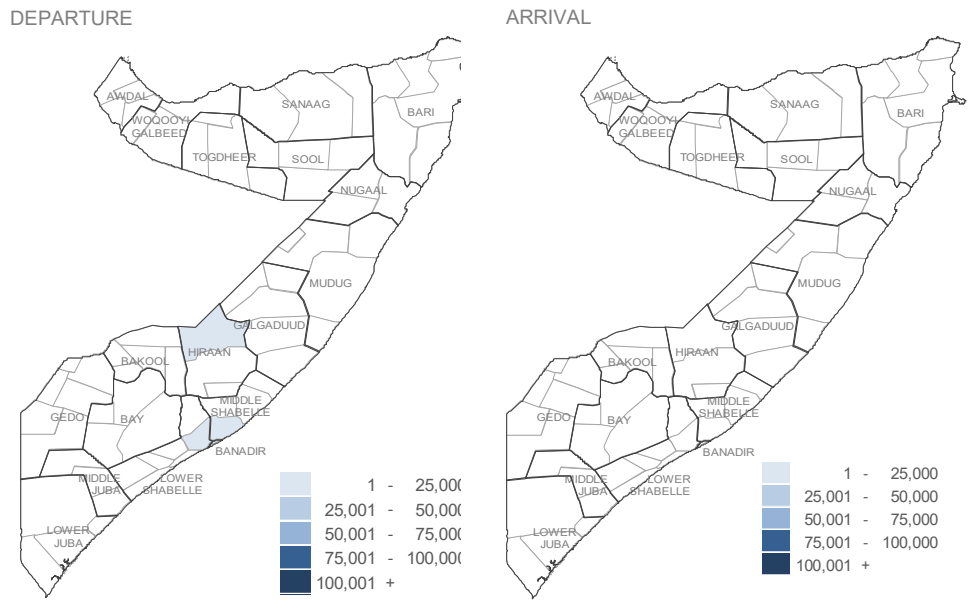

CONFLICT / INSECURITY DISPLACEMENTS

40,000 in Mar | **81,000** (Jan - Mar 2025) | **52,000** (Jan - Mar 2024)

Major displacement arrivals owing to conflict/insecurity occurred in **Cadale** (20,000) and **Banadir** (13,000). This accounted for 83% of all conflict related arrival displacements.

Cadale district (16,000) also recorded the highest number of departure displacements followed by **Jowhar** (8,000) and **Adan Yabaal** (8000)

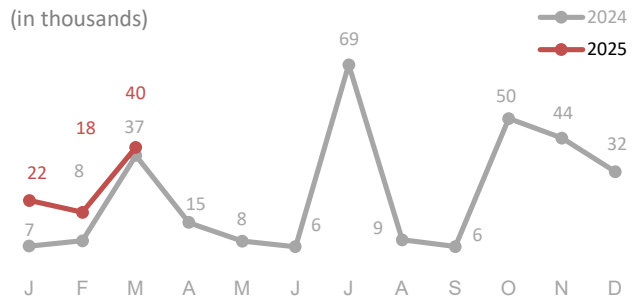

BY REGION (Jan - Mar 2025)

	DEP	ARR
Awdal		
Bakool	2,070	10
Banadir	30	21,460
Bari	15,950	18,410
Bay	1,150	
Galgaduud	180	80
Gedo	3,260	6,550
Hiraan	2,720	2,580
Lower Juba	3,710	4,430
Lower Shabelle	9,280	20
Middle Juba	2,550	2,010
Middle Shabelle	32,510	20,260
Mudug	330	320
Nugaal		
Sanaag	3,970	1,040
Sool	1,130	1,150
Togdheer	1,840	2,350
Woq. Galbeed		

BY DISTRICT (Jan - Mar 2025)

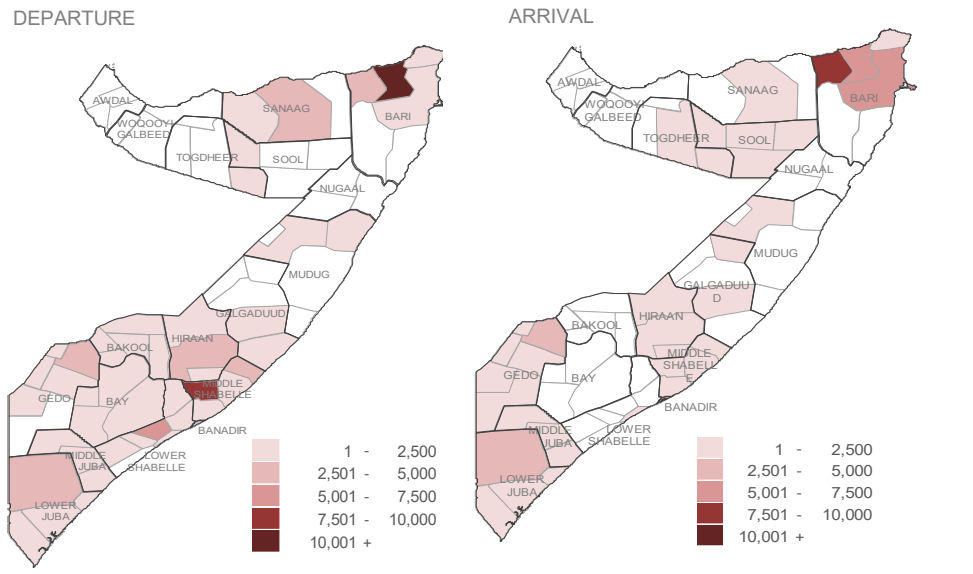

DROUGHT RELATED DISPLACEMENTS

10,000 in Mar | **22,000** (Jan - Mar 2025) | **200** (Jan - Mar 2024)

The highest displacement arrivals due to drought in March occurred in **Banadir** (2200), **Afmadow** (1300) and **Xudun** (1000) districts.

Major diplacement departures owing to drought also occurred in **Jamaame** (1300) **Xudun** (1000) and **Jilib** (900) and **Buur**

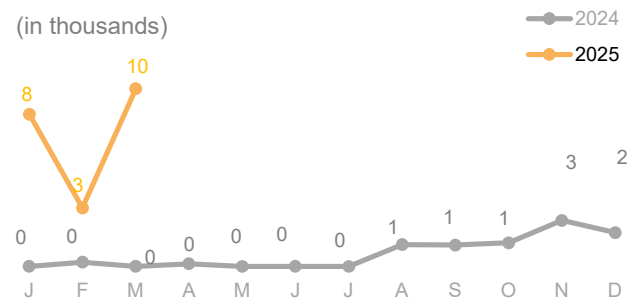

BY REGION (Jan - Mar 2025)

	DEP	ARR
Awdal		
Bakool	781	566
Banadir		4,633
Bari	124	124
Bay	2,022	265
Galgaduud	855	874
Gedo	546	1,053
Hiraan	1,651	1,509
Lower Juba	7,540	8,489
Lower Shabelle	1,697	57
Middle Juba	1,191	242
Middle Shabelle	1,881	476
Mudug	852	852
Nugaal	38	38
Sanaag	464	412
Sool	2,024	1,836
Togdheer	122	362
Woq. Galbeed		

BY DISTRICT (Jan - Mar 2025)

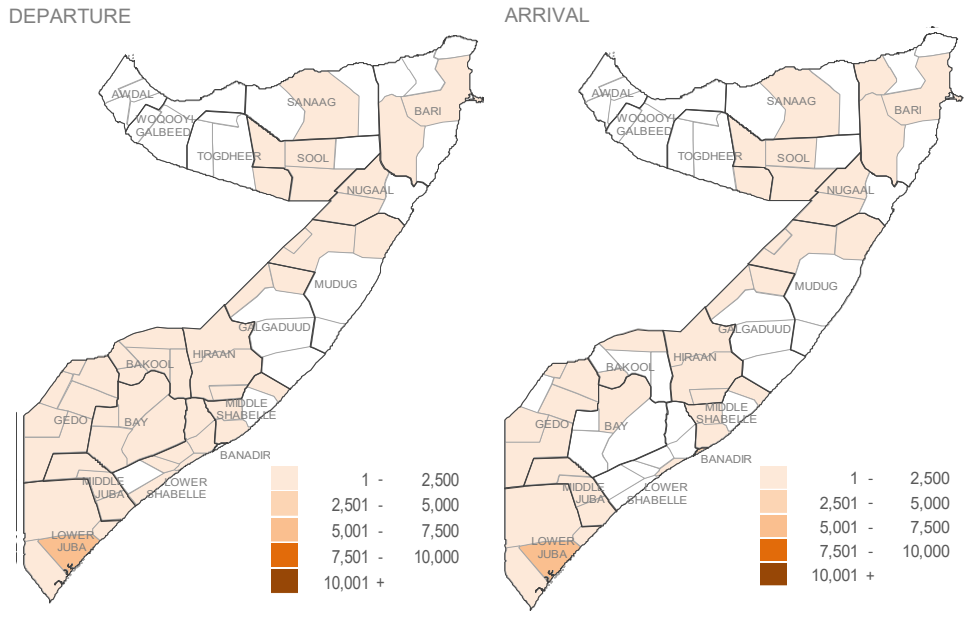

FLOOD DISPLACEMENTS

0 in Mar | **0** (Jan - Mar 2025) | **16,300** (Jan - Mar 2024)

There were no significant arrival or departure displacements owing to floods for the month of March 2025.

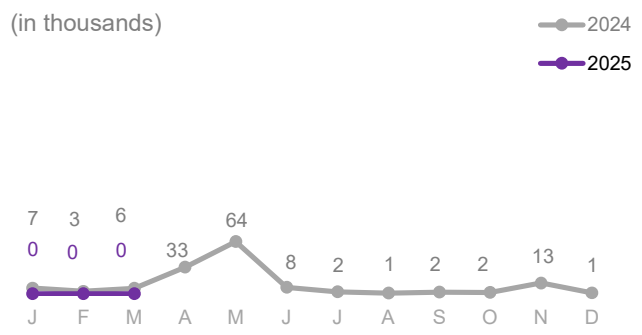

BY REGION (Jan - Mar 2025)

	DEP	ARR
Awdal		
Bakool		10
Banadir		
Bari		10
Bay		
Galgaduud		
Gedo		
Hiraan	10	
Lower Juba		
Lower Shabelle		
Middle Juba		
Middle Shabelle		
Mudug		
Nugaal		
Sanaag		
Sool		
Togdheer		
Woq. Galbeed		

PRIORITY NEED ON ARRIVAL (Mar in %)

	Food	Water	Shelter	Health	Protection	Livelihood	Humanitarian Aid	Transport	Other
Awdal									
Bakool				100					
Banadir	38	2	59	1					
Bari	97		2	1					
Bay	92			8					
Galgaduud	100								
Gedo	100								
Hiraan			99	1					
Lower Juba	9	90	1						
Lower Shabelle									
Middle Juba	100								
Middle Shabelle	10	1	88	1					
Mudug	30		23	47					
Nugaal	24		76						
Sanaag	64	36							
Sool	2	58		39					
Togdheer	68	29	3						
Woq. Galbeed									

AGE & GENDER (2025)

Female	Age	Male
12%	0-4	10%
12%	5-11	12%
10%	12-17	10%
14%	18-59	11%
4%	60+	5%

Women & chidren **84%**

Disaggregated data for displaced persons are based on those displacement reports where data has been collected at household level during the year.

NEED

Food	Protection
Water	Livelihood
Shelter	Humanitarian Aid
Health	Transport
Other	

About PRMN

The PSMN (Protection & Solutions Monitoring Network) is a UNHCR-led project which identifies and reports on displacements (including returns) of populations in Somalia. The network also identifies and reports on protection risks and incidents underlying such movements. Only figures collected by PSMN are reported above. Not all displacements in Somalia are captured. This dashboard should be read in conjunction with the Notes on PSMN Methodology (https://data2.unhcr.org/en/documents/details/53888) which outline the approach and certain limitations. The figures shown are for numbers of individuals and are based on interviews with key informants and/or displaced hoseholds at destination (unless otherwise noted). Further information and datasets available on request use contact below.

Partner

NRC NORWEGIAN REFUGEE COUNCIL

UNHCR is grateful for the generous contributions of donors who have directly contributed to the UNHCR Somalia operation in 2025

United Nations CERF Central Emergency Response Fund

Internal Displacement Solutions Fund

From the People of Japan