Mixed Movements Monitoring

Honduras | Annual Report 2024

Highlighted figures

374,971
Total Irregular Entries
January to December 2024

545,043
Total Irregular Entries
January to December 2023

116
Total number of different nationalities who entered Honduras irregularly in 2024

Irregular Entries 2024

38% Women and girls

62% Men and boys

74% Adults

26% Children and adolescents (under 18 years)

Nationalities

These **5 nationalities represent 82%** of all refugees and migrants who entered Honduras irregularly in 2024.

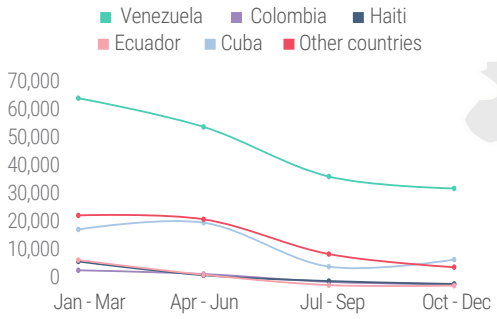

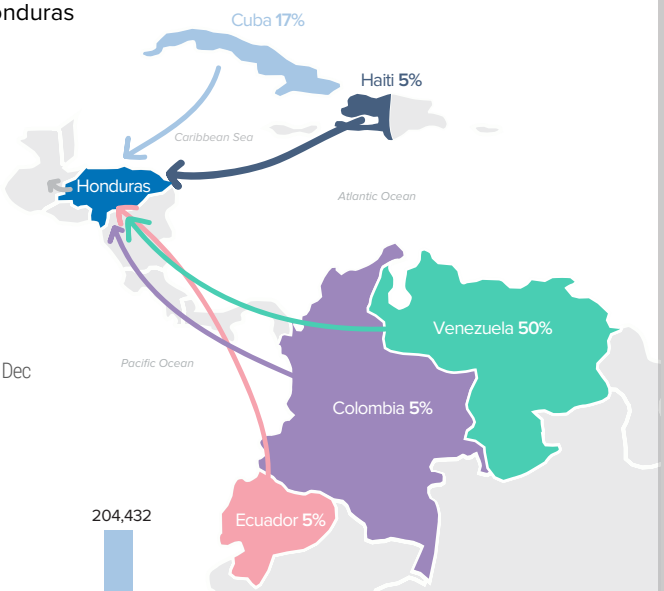

Irregular entries 2022 - 2024

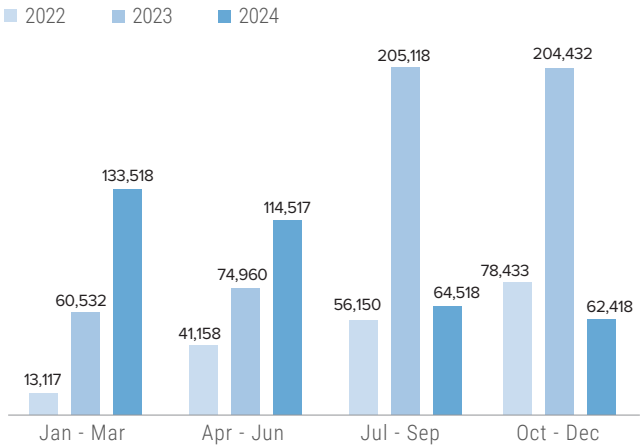

The migration amnesty was introduced in August 2022, and therefore, before that, many people on the move did not register with the National Migration Institute (INM) to avoid paying the fine for irregular entry, so the figures are lower in 2022.

The boundaries and names shown and the designations used on this map do not imply official endorsement or acceptance by the United Nations.

Highlights 2024

1. In 2024, **374,971 refugees and migrants** entered Honduras and registered with INM, which is the **second highest number** after 2023, and 24% more entries than Panama through the Darien (302,203 people). In 2024, **53% were women, girls and boys**, which is an increase of 6% compared to the previous year.

2. As **not all people entering the country irregularly register with the authorities**, UNHCR and its partners estimate that **more than 450,000 refugees and migrants entered Honduras** in 2024.

3. At least **31%** of the individuals in mixed movements interviewed reported having **international protection needs** because they had to flee their country of origin due to violence or persecution.

4. The countries reporting the highest rates of **generalized violence** as one of the reasons for leaving their country of origin are **Colombia (35%), Ecuador (31%), and Venezuela (30%).**

5. **43%** of the people reported having suffered some form of **mistreatment or abuse during their journey** from their country of origin or last residence to Honduras. **15%** stated that they suffered mistreatment or abuse **at the border or within Honduras,** of which **32%** were **traveling with children.**

6. **The main needs** of refugee and migrant children and adolescents, according to their caretakers, are **access to food (52%), clothing (37%), medical assistance and medicines (28%), and food supplements or vitamins (17%).**

7. **65% of children and adolescents did not have access to education** for at least a month or more. In addition, **28%** of infants under 5 years **did not have a complete vaccination schedule.**

Mixed Movements Protection Monitoring Results

UNHCR, WFP and UNICEF collect monthly information on the **profiles and vulnerabilities, as well as humanitarian and protection needs** of refugees and migrants who enter Honduras through the border with Nicaragua and transit through the country towards the border with Guatemala. The information is compiled through individual interviews conducted at the main hotspots throughout Honduras, with a focus on the entry and exit borders. The preliminary results presented here are indicative only and should not be interpreted as representative of the total population of refugees and migrants who are part of mixed movements.

2,011 Interviewed people

Interviewed Individuals by Gender:

51% Women

48% Men

0.5% non-binary | 0.5% preferred not to answer

Travel Group Composition:

75% Adults

25% Children and adolescents (under 18 years)

Average age:

33 Years

Documents Carried

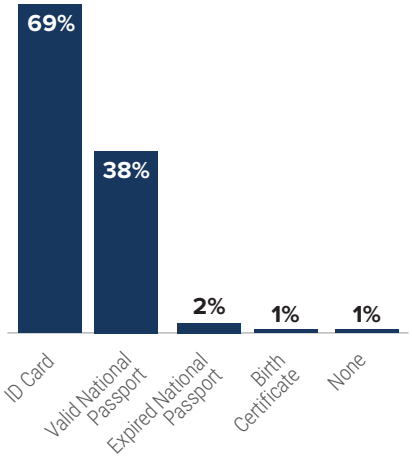

Some people indicated carrying more than one document.

Nationality

Other countries include Afghanistan, Angola, Argentina, Bangladesh, Bolivia, Brazil, Cameroon, Central African Republic, Chile, China, Costa Rica, Democratic Republic of the Congo, Dominica, Dominican Republic, El Salvador, Georgia, Ghana, Guinea, India, Iran, Jordan, Mauritania, Morocco, Nicaragua, Paraguay, Peru, Somalia, Sri Lanka, Sudan, Uzbekistan, and Yemen.

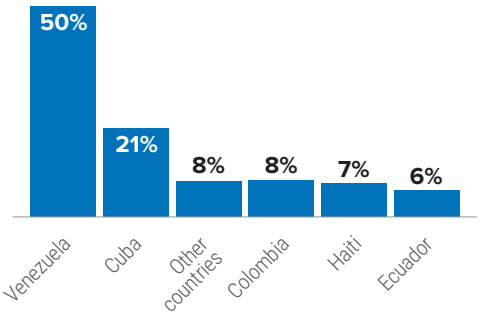

Since 50% of the respondents are from Venezuela, the report's results will be mostly weighed by answers from Venezuelans, as well as by Spanish-speakers as they represent 89% of the respondents. Speakers of other languages were interviewed in smaller numbers due to their lower numbers, language barriers, and in some places, due to the presence of smugglers.

Country of residence in the past year

Other countries include Afghanistan, Angola, Argentina, Bangladesh, Bolivia, Brazil, Cameroon, Central African Republic, China, Costa Rica, Democratic Republic of the Congo, Dominica, Dominican Republic, Egypt, El Salvador, Francia, Georgia, Ghana, Guinea, Guyana, Haiti, India, Iran, Jordan, Mauritania, Mexico, Morocco, Nicaragua, Panama, Paraguay, Peru, Somalia, Sri Lanka, Sudan, Uruguay, Uzbekistan, and Yemen.

All interviewed individuals were asked where they lived in the last year to include persons who were residing in their country of origin as well as those living elsewhere.

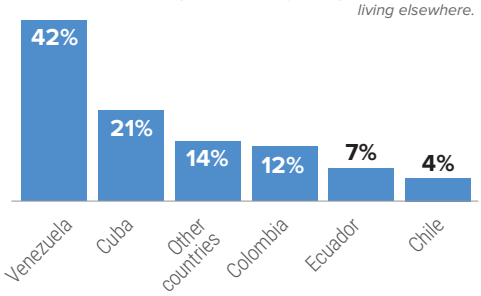

15% of the interviewees lived outside of their country of origin and mainly resided in Colombia (35%), Chile (31%), Brazil (11%), Peru (10%), Ecuador (6%), Cuba (3%), Mexico (0.4%), Uruguay (0.4%), Panama (0.4%), Venezuela (0.4%), Dominican Republic (0.4%), Costa Rica (0.4%), Argentina (0.4%), Egypt (0.4%), Guyana (0.4%), and France (0.4%).

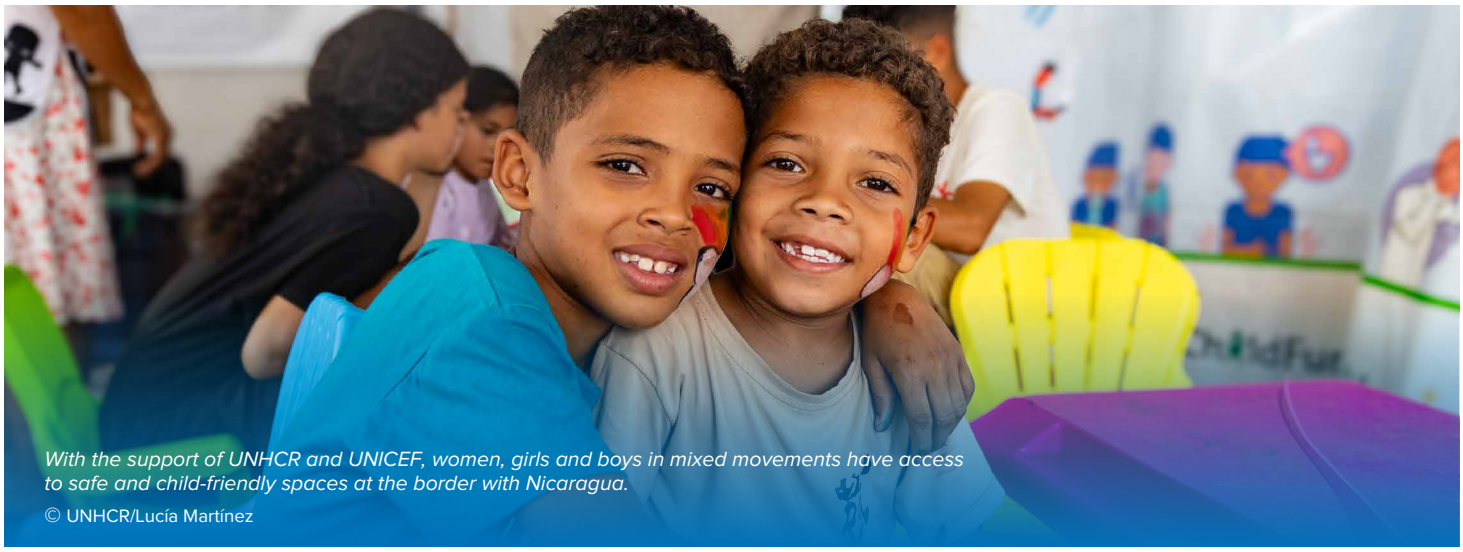

With the support of UNHCR and UNICEF, women, girls and boys in mixed movements have access to safe and child-friendly spaces at the border with Nicaragua.

© UNHCR/Lucía Martínez

Push factors

Reasons for leaving country of origin

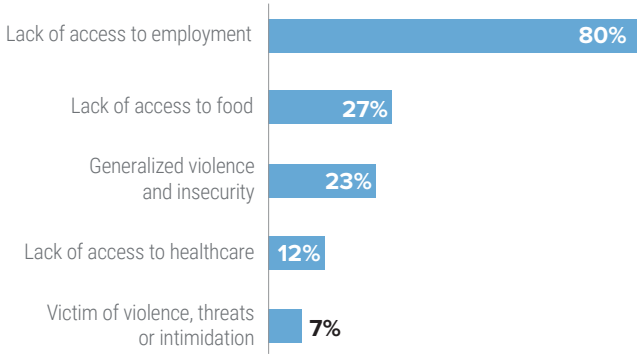

Other reasons (12%) include the political situation and access to education, among others.

Some people indicated various reasons for leaving their country of origin.

Violence-related reasons for leaving country of origin by nationality

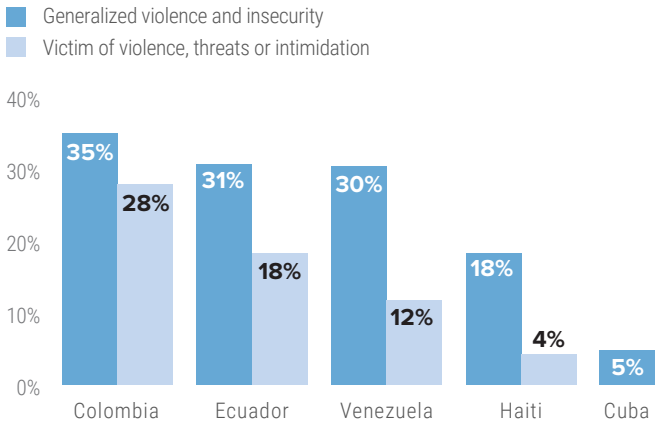

As evidenced in the previous graph, there are several reasons why the persons left their countries of origin, including those related to violence and economic opportunities. This graph only shows the percentage of individuals by nationality who indicated fleeing their country due to violence-related incidents.

Reasons for leaving country of habitual residence

(only includes those who were living outside their country of origin in the past year)

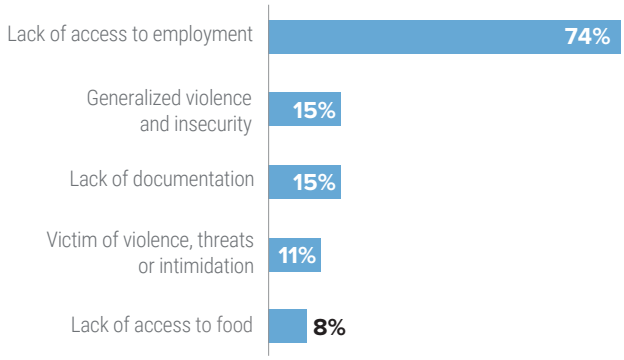

Some people indicated various reasons for leaving their country of residence.

82%

of the interviewed individuals left their country of origin/residence less than four weeks ago.

100%

reported an intention to stay in Honduras for less than a month (usually less than a week) to continue their journey to their destination.

93%

of the interviewed individuals reported the United States as their intended final destination. Additionally, 6% indicated Canada, and 1% indicated Mexico, among other countries, as their intended final destination.

In 2024, 52% of people in mixed movements were women, girls and boys, which is the highest percentage recorded in recent years.

© UNHCR/Lucía Martínez

Return risks

Would you encounter any risks if you had to return to your country of origin?

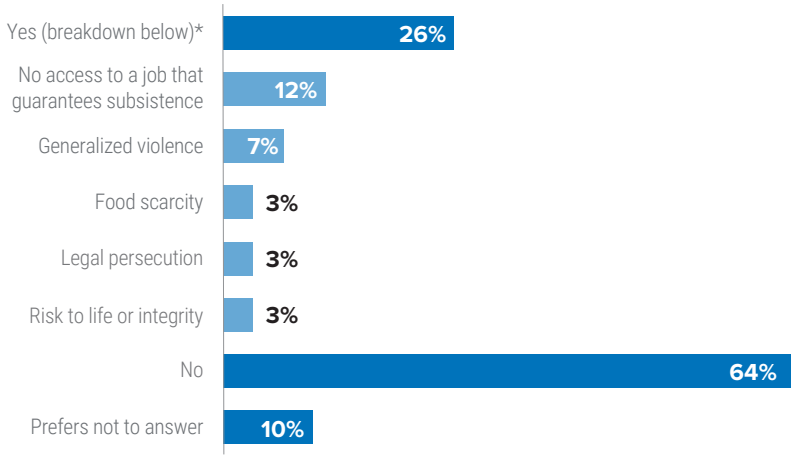

Some persons indicated that they would face several risks if they had to return to their country of origin. The majority of respondents reported limited access to employment as the main reason for leaving their country of origin (see page 3).

At the same time a significant percentage of people indicated that they would encounter risks if they had to return to their country, including generalized violence, food scarcity, legal persecution and life risk. In other words, even if people left their country for employment reasons, it does not mean that they would not face other risks if they had to return to their country of origin.

Another important factor to take into account is that people in mixed movements with protection needs tend to not disclose a lot of information about the reasons that forced them to flee their country of origin.

Did you experience any mistreatment or abuse during the journey?

43% answered **yes.**

Of these persons, 74% reported theft, 33% fraud and 14% threats.

Did you experience any mistreatment or other forms of abuse at the border or within Honduras?

15% answered **yes.**

Of these persons, 70% reported theft, 30% fraud and 15% threats.

Some persons indicated various forms of mistreatment.

Protection concerns

11% of the individuals or families were observed as having specific protection needs. Of these:

20% Survivors of violence in their group (sexual, physical, or psychological)

34% Disability: physical (22%), visual (7%), mental (3%), and hearing (2%)

12% Elderly persons

28% Pregnant or/and lactating women

23% Single parent traveling with children

2% Unaccompanied children

6% Critical or chronic medical condition

Children and adolescents on the move

Since the start of your journey:

Which humanitarian aid services has the child under 5 years traveling with you received?

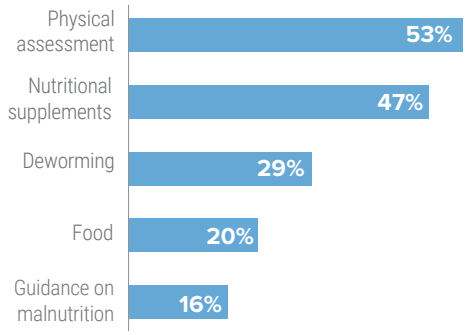

**Ages 0 months to 5 years*

Has any child or adolescent in your group been separated from their parents or legal guardian?

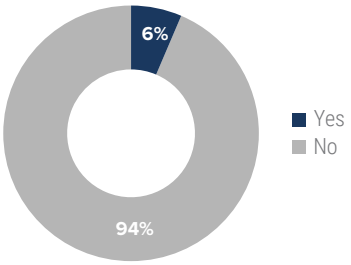

**Ages 0 months to 17 years*

Do the children under 5 years traveling with you have a complete vaccination schedule?

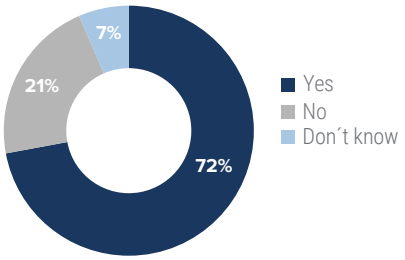

**Ages 0 months to 5 years*

How long has the child or adolescent not received an education?

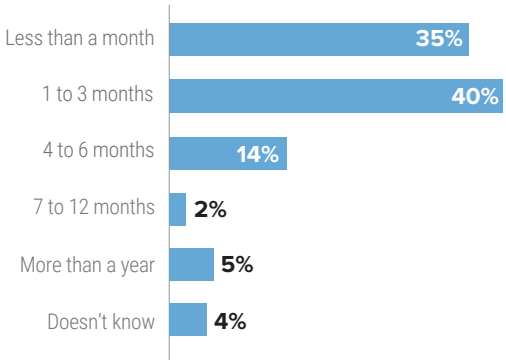

**Ages 6 to 17 years*

Main needs

Travel Group's Main Needs

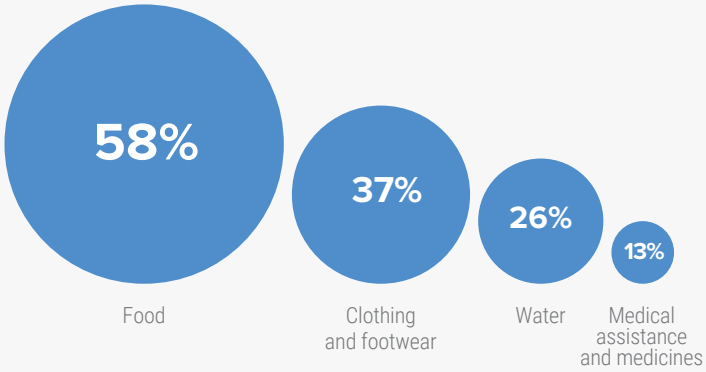

Other main needs reported by persons on the move include: shelter, information on protection and migratory alternatives, internet and telephone access, and legal assistance.

Childrens' and Adolescents' Main Needs According to Their Caretakers

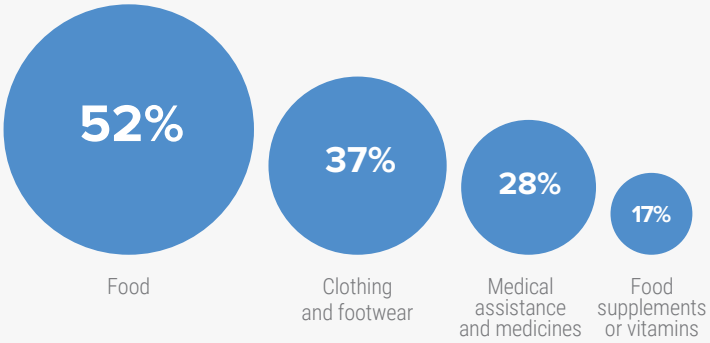

**Ages 0 months to 17 years*

Other main needs reported: educational or safe spaces, psychological support, weight and height assessment, and recommendations on child or adolescent feeding.

The 3 Main Needs in 2024

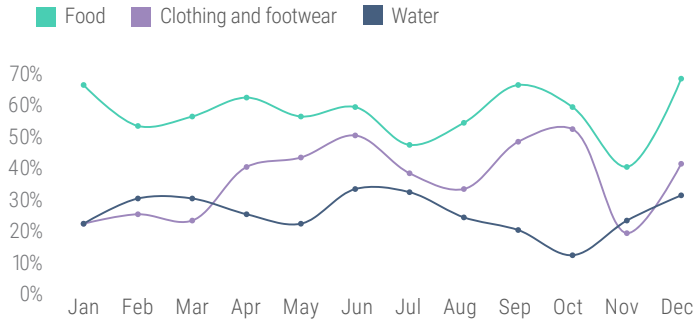

How many meals did you eat yesterday?

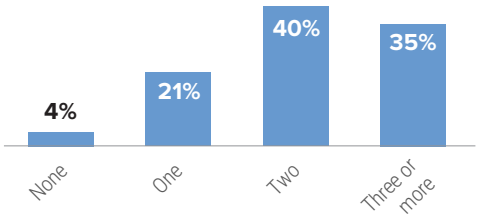

Considering the high energy demand due to the journey and the exertion of physical activity, it is worth noting that 1 in 4 people interviewed has deficient food consumption.

Access to asylum

Have you previously applied for asylum?

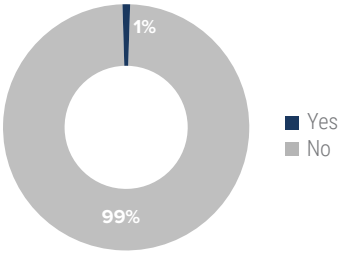

The individuals previously applied in Brazil, Chile, Colombia, Costa Rica, Dominican Republic, Honduras, Panama, Peru, and United States.

Have you been informed of the opportunity to seek asylum in Honduras?

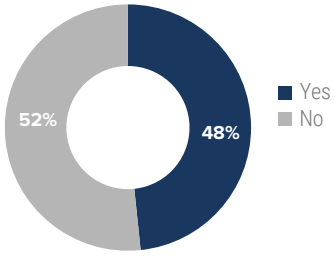

Access to information

Which digital platforms do you use to get information during the trip?

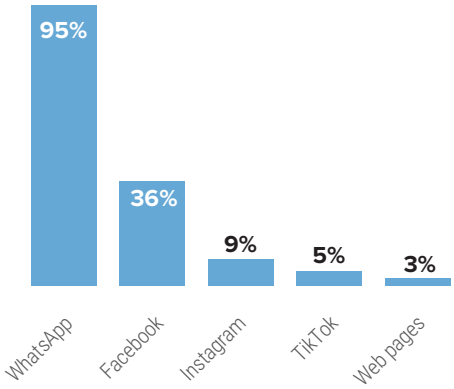

Many people indicated using various digital platforms.

UNHCR The UN Refugee Agency | WFP World Food Programme | unicef for every child

In collaboration with:

World Vision

Data Sources: *UNHCR Protection Monitoring, carried out between 8 January and 18 December 2024.*
Feedback: *Sara Naama, Associate Information Management Officer, naama@unhcr.org*
Marco Baumgartner, Associate Protection Officer, baumgarm@unhcr.org

UNHCR, WFP and UNICEF publish a quarterly ***regional mixed movement monitoring report*** *covering the route from Panama to Mexico, and additionally Chile.* ***Click here*** *to access the latest report.*

For up-to-date information on the situation of mixed movements in the Darien crossing that impacts flows in Honduras, ***please click here.***