Uganda Country Refugee Response Plan (UCRRP)
Critical Indicator Tracking Matrix - **Nyumanzi Reception Centre**

As of *16/05/2025 - 22/05/2025*

New arrivals

8,954
Arrivals since Jan 2025

527
Arrivals in the last reporting week

Occupancy

171%
The center is operating over capacity, accomodating a population of
1,709 compared to its capacity of
1,000 individuals

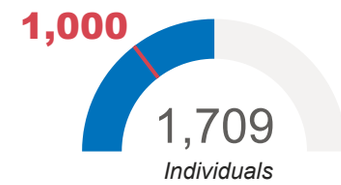

Daily new arrivals

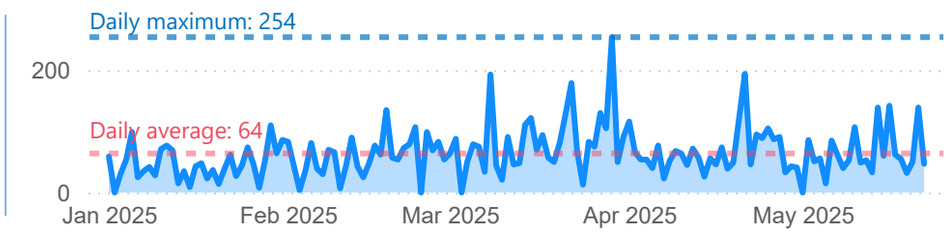

Sector	Indicator	Indicator Description / Standard	Target / Standard	Current status	What is being done - Comments	Status
Food	Food (Kilocalories/Person/Day)	2,100 kilo calories - The 2,100 kilocalories per person per day standard ensures basic energy and nutritional needs are met, typically provided through three balanced meals within the centres.	2,100	2,100	New arrivals at this reception centre are receiving 3 hot meals a day.	Gap: No
Health	% Of Arrivals Medically Screened	100 per cent	100	100	All individuals screened prior to registration. No outbreak detected.	Gap: No
	Crude Mortality Rate	1 death/10000/day	1	0	No death was reported during the week.	Gap: No
	Measles Vaccine Coverage Rate	100 per cent	95	100	179 children were vaccinated against measles. There are adequate vaccines, vaccine supplies and commodities available.	Gap: No
	Skilled Birth Attendance	100 per cent	100	0	No delivery was registered.	Gap: No
	Under Five Mortality Rate	2 deaths/10000/day	2	0	No death was reported during the week.	Gap: No
Nutrition	Global Acute Malnutrition	< 10%	10	23	17(9 moderate & 8 severe) children were malnourished out of the 74 children screened for malnutrition. This is higher than the recomended standard of <10%.	Gap: Yes
	Severe Acute Malnutrition Rate	< 2%	2	11	8 children found to be severely malnourished out of the 74 children screened. This is higher than the recommended standard of <2%.	Gap: Yes
Protection	% Of Persons Individually Registered	100 per cent of the new arrivals should be registered in ProGres V4	100	0	Registration was put on hold at Nyumanzi because of insufficient staffing capacity so the registration is done at Kiryandongo and Palorinya RC.	Gap: Yes
Shelter	Accomodation Space	3.5 SQM/person (Has holding capacity of 1,000 individuals)	1,000	1,709	The transit centre is at 171% operating capacity.	Gap: Yes
WASH	Bathing Facilities	One facility per 50 people	34	64	No gap	Gap: No
	Health Promoters Per Refugees	One for 500	3	6	No gap	Gap: No
	Latrine Coverage	One latrine stance for 20 persons	85	73	There's a gap of 12 latrine stances.	Gap: Yes
	Water Coverage	Min of 15 litres/person/day	15	21	No gap	Gap: No

Indicates that there's a gap *Indicates that there's no gap*

Uganda Country Refugee Response Plan (UCRRP)
Critical Indicator Tracking Matrix - **Nyakabande Transit Centre**

As of *16/05/2025 - 22/05/2025*

New arrivals

40,231
Arrivals since Jan 2025

339
Arrivals in the last reporting week

Occupancy

69%
The center is operating within capacity, accomodating a population of
982 compared to its capacity of
1,420 individuals

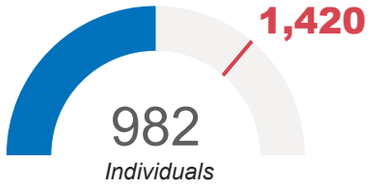

Daily new arrivals

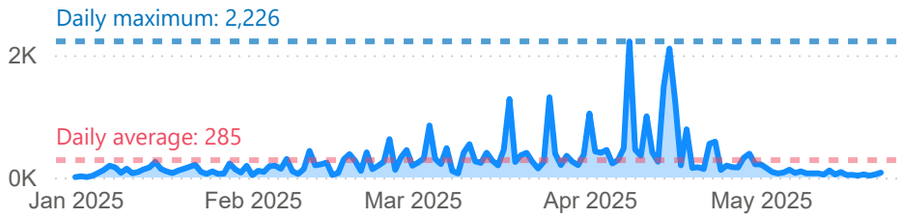

Sector	Indicator	Indicator Description / Standard	Target / Standard	Current status	What is being done - Comments	Status
Food	Food (Kilocalories/Person/Day)	2,100 kilo calories - The 2,100 kilocalories per person per day standard ensures basic energy and nutritional needs are met, typically provided through three balanced meals within the centres.	2,100	2,100	New arrivals at this transit centre are receiving 3 hot meals a day.	
Health	% Of Arrivals Medically Screened	100 per cent	100	100	All individuals screened prior to registration. No disease outbreak was reported.	
	Crude Mortality Rate	1 death/10000/day	1	0	No death was reported this week.	
	Measles Vaccine Coverage Rate	100 per cent	95	100	115 children were vaccinated against measles. There are adequate vaccines, vaccine supplies and commodities available.	
	Skilled Birth Attendance	100 per cent	100	100	1 emergency delivery was conducted with the help of skilled health workers.	
	Under Five Mortality Rate	2 deaths/10000/day	2	0	No death was registered among children under 5 years during the week.	
Nutrition	Global Acute Malnutrition	< 10%	10	6	3 children (3 moderate and 0 severe) were found to be malnourished out of 51children assessed for malnutrition. This is within the recommended standard of less than 10%.	
	Severe Acute Malnutrition Rate	< 2%	2	0	No child was found to be severely malnourished out of 51 children screened. This is within the recommended standard of < 2%.	
Protection	% Of Persons Individually Registered	100 per cent of the new arrivals should be registered in ProGres V4	100	33	Registration activities are progressing smoothly.	
Shelter	Accomodation Space	3.5 SQM/person (Has holding capacity of 1,420 individuals)	1,420	982	The transit centre is within capacity.	
WASH	Bathing Facilities	One facility per 50 people	20	23	No gap	
	Health Promoters Per Refugees	One for 500	1	7	No gap	
	Latrine Coverage	One latrine stance for 20 persons	49	95	No gap	
	Water Coverage	Min of 15 litres/person/day	15	22	No gap	

Indicates that there's a gap *Indicates that there's no gap*

Indicator data: OPM, partners, UNHCR **Author:** UNHCR Representation in Uganda **Feedback:** ugakaimug@unhcr.org **For more info, please visit:** www.ugandarefugees.org

Uganda Country Refugee Response Plan (UCRRP)
Critical Indicator Tracking Matrix - **Matanda Transit Centre**

As of *16/05/2025 - 22/05/2025*

New arrivals

15,946
Arrivals since Jan 2025

86
Arrivals in the last reporting week

Occupancy

69%
The center is operating within capacity, accomodating a population of
619 compared to its capacity of
900 individuals

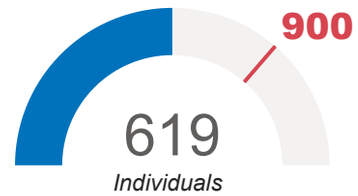

Daily new arrivals

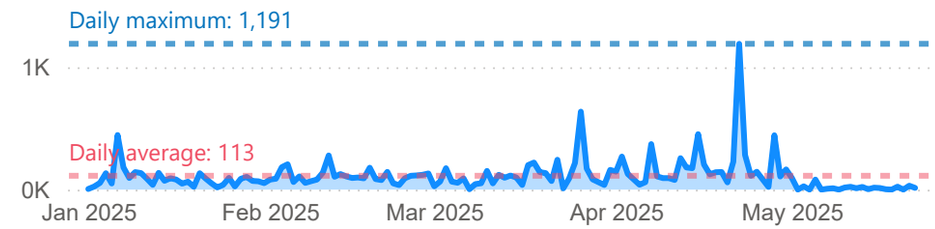

Sector	Indicator	Indicator Description / Standard	Target / Standard	Current status	What is being done - Comments	Status
Food	Food (Kilocalories/Person/Day)	2,100 kilo calories - The 2,100 kilocalories per person per day standard ensures basic energy and nutritional needs are met, typically provided through three balanced meals within the centres.	2,100	2,100	New arrivals at this transit centre are receiving 3 hot meals a day.	
Health	% Of Arrivals Medically Screened	100 per cent	100	100	All individuals screened prior to registration. Measles outbreak is being responded to by the health workers. 30 cases have so far been detetced and treated.	
	Crude Mortality Rate	1 death/10000/day	1	0	No death was reported during the week.	
	Measles Vaccine Coverage Rate	100 per cent	95	100	22 children were vaccinated against measles. There are adequate vaccines, vaccine supplies and commodities available.	
	Skilled Birth Attendance	100 per cent	100	100	1 delivery were registered with the help of skilled health workers	
	Under Five Mortality Rate	2 deaths/10000/day	2	0	No death of children under 5 years was reported during the week.	
Nutrition	Global Acute Malnutrition	< 10%	10	12	2 (1 moderate & 1 severe) children were found to be severely malnourished among the 17 children screened.	
	Severe Acute Malnutrition Rate	< 2%	2	6	1 child was found to be severely malnourished among the 17 children screened.	
Protection	% Of Persons Individually Registered	100 per cent of the new arrivals should be registered in ProGres V4	100	12	Registration activities are gradually gaining momentum despite the ongoing influx of arrivals.	
Shelter	Accomodation Space	3.5 SQM/person (Has holding capacity of 900 individuals)	900	619	The transit centre is within capacity.	
WASH	Bathing Facilities	One facility per 50 people	12	25	There is a gap of 1 bathing facility.	
	Health Promoters Per Refugees	One for 500	1	2	There's a gap of 1 hygiene promoter.	
	Latrine Coverage	One latrine stance for 20 persons	31	25	There is a gap of 6 latrine stances.	
	Water Coverage	Min of 15 litres/person/day	15	64	No gap	

Indicates that there's a gap *Indicates that there's no gap*

Indicator data: OPM, partners, UNHCR **Author:** UNHCR Representation in Uganda **Feedback:** ugakaimug@unhcr.org **For more info, please visit:** www.ugandarefugees.org

Uganda Country Refugee Response Plan (UCRRP)
Critical Indicator Tracking Matrix - **Kiryandongo Reception Centre**

As of *16/05/2025 - 22/05/2025*

New arrivals

12,807
Arrivals since Jan 2025

705
Arrivals in the last reporting week

Occupancy

214%
The center is operating over capacity, accomodating a population of
1,114 compared to its capacity of
521 individuals

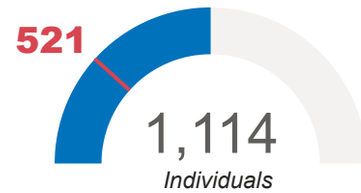

Daily new arrivals

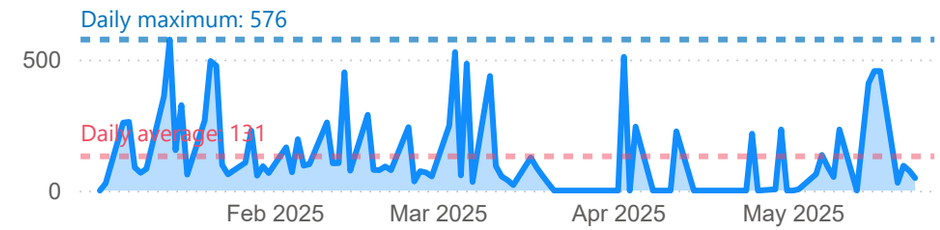

Sector	Indicator	Indicator Description / Standard	Target / Standard	Current Status	What is being done - Comments	Status
Food	Food (Kilocalories/Person/Day)	2,100 kilo calories - The 2,100 kilocalories per person per day standard ensures basic energy and nutritional needs are met, typically provided through three balanced meals within the centres.	2,100	2100	New arrivals at this reception centre are receiving 3 hot meals a day.	
Protection	% Of Persons Individually Registered	100 per cent of the new arrivals should be registered in ProGres V4	100	57	Registration actvities are progressing smoothly with minimal gaps.	
Shelter	Accomodation Space	3.5 SQM/person (Has holding capacity of 521 individuals)	521	1114	The transit centre is at 214% occupancy capacity.	
WASH	Bathing Facilities	One facility per 50 people	22	33	No gap	
	Health Promoters Per Refugees	One for 500	2	2	No gap	
	Latrine Coverage	One latrine stance for 20 persons	56	26	There's a gap of 30 latrine stances.	
	Water Coverage	Min of 15 litres/person/day	15	27	No gap	

Note: *Health and nutrition indicators are screened at the transit centres and therefore not repeated at the reception centre.*

Indicates that there's a gap *Indicates that there's no gap*

Uganda Country Refugee Response Plan (UCRRP)
Critical Indicator Tracking Matrix - **Lokung Collection Point**

As of *16/05/2025 - 22/05/2025*

New arrivals

5,650
Arrivals since Jan 2025

182
Arrivals in the last reporting week

Occupancy

59%
The center is operating within capacity, accomodating a population of
255 compared to its capacity of
430 individuals

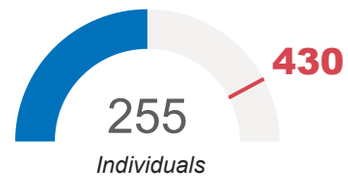

Daily new arrivals

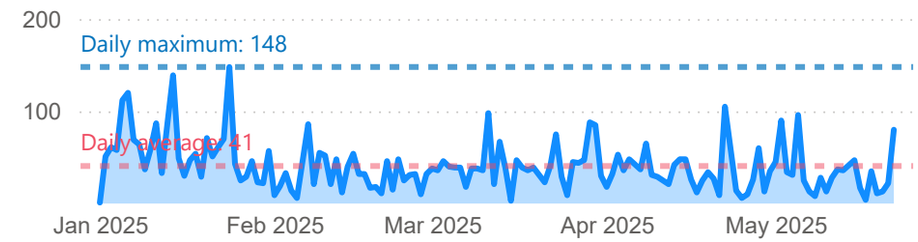

Sector	Indicator	Indicator Description / Standard	Target / Standard	Current status	What is being done - Comments	Status
Food	Food (Kilocalories/Person/Day)	2,100 kilo calories - The 2,100 kilocalories per person per day standard ensures basic energy and nutritional needs are met, typically provided through three balanced meals within the centres.	2,100	2,100	New arrivals at this reception centre are receiving 3 hot meals a day.	Indicates that there's no gap
Health	% Of Arrivals Medically Screened	100 per cent	100	100	All individuals screened prior to registration. No outbreak detected.	Indicates that there's no gap
	Crude Mortality Rate	1 death/10000/day	1	0	No death was reported during the week.	Indicates that there's no gap
	Measles Vaccine Coverage Rate	100 per cent	95	100	63 children were vaccinated against measles. There are adequate vaccines, vaccine supplies and commodities available.	Indicates that there's no gap
	Skilled Birth Attendance	100 per cent	100	0	No delivery was registered.	Indicates that there's no gap
	Under Five Mortality Rate	2 deaths/10000/day	2	0	No death was reported during the week.	Indicates that there's no gap
Nutrition	Global Acute Malnutrition	< 10%	10	0	No child was identified malnourished out of the 28 children screened for malnutrition. GAM rate is within the recommended <10%	Indicates that there's no gap
	Severe Acute Malnutrition Rate	< 2%	2	0	No child was found to be severely malnourished out of the 28 children screened for malnutirtion.	Indicates that there's no gap
Protection	% Of Persons Individually Registered	100 per cent of the new arrivals should be registered in ProGres V4	100	3	Registration activities are progressing smoothly.	Indicates that there's a gap
Shelter	Accomodation Space	3.5 SQM/person (Has holding capacity of 430 individuals)	430	255	The transit centre is within capacity.	Indicates that there's no gap
WASH	Bathing Facilities	One facility per 50 people	5	112	No gap	Indicates that there's no gap
	Health Promoters Per Refugees	One for 500	1	4	No gap	Indicates that there's no gap
	Latrine Coverage	One latrine stance for 20 persons	13	89	No gap	Indicates that there's no gap
	Water Coverage	Min of 15 litres/person/day	15	39	No gap	Indicates that there's no gap

Indicates that there's a gap *Indicates that there's no gap*

Uganda Country Refugee Response Plan (UCRRP)
Critical Indicator Tracking Matrix - **Bubukwanga Transit Centre**

As of *16/05/2025 - 22/05/2025*

New arrivals

1,823
Arrivals since Jan 2025

95
Arrivals in the last reporting week

Occupancy

47%
The center is operating within capacity, accomodating a population of
307 compared to its capacity of
650 individuals

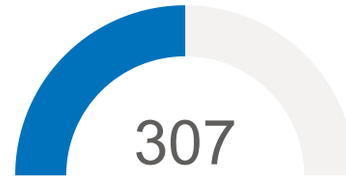

Daily new arrivals

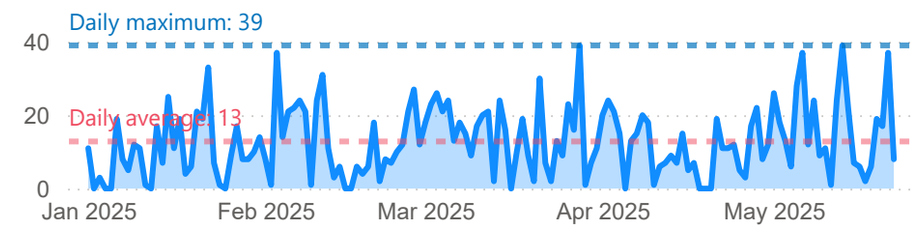

Sector	Indicator	Indicator Description / Standard	Target / Standard	Current status	What is being done - Comments	Status
Food	Food (Kilocalories/Person/Day)	2,100 kilo calories - The 2,100 kilocalories per person per day standard ensures basic energy and nutritional needs are met, typically provided through three balanced meals within the centres.	2,100	2,100	New arrivals at this reception centre are receiving 3 hot meals a day.	
Health	% Of Arrivals Medically Screened	100 per cent	100	100	All individuals screened prior to registration. No outbreak detected.	
	Crude Mortality Rate	1 death/10000/day	1	0	No death was reported during the week.	
	Measles Vaccine Coverage Rate	100 per cent	95	100	35 children were vaccinated against measles. There are adequate vaccines, vaccine supplies and commodities available.	
	Skilled Birth Attendance	100 per cent	100	100	No delivery was conducted during the week.	
	Under Five Mortality Rate	2 deaths/10000/day	2	0	No death was reported during the week.	
Nutrition	Global Acute Malnutrition	< 10%	10	0	No child was found to be malnourished from the 21 children screened.	
	Severe Acute Malnutrition Rate	< 2%	2	0	No child was found to be malnourished from the 21 children screened.	
Protection	% Of Persons Individually Registered	100 per cent of the new arrivals should be registered in ProGres V4	100	27	Registration actvities are progressing smoothly.	
Shelter	Accomodation Space	3.5 SQM/person (Has holding capacity of 650 individuals)	650	307	The transit centre is within capacity.	
WASH	Bathing Facilities	One facility per 50 people	6	25	No gap	
	Health Promoters Per Refugees	One for 500	1	4	No gap	
	Latrine Coverage	One latrine stance for 20 persons	15	25	No gap	
	Water Coverage	Min of 15 litres/person/day	15	88	No gap	

Indicates that there's a gap *Indicates that there's no gap*

Uganda Country Refugee Response Plan (UCRRP)
Critical Indicator Tracking Matrix - **Kabazana Reception Centre**

As of *16/05/2025 - 22/05/2025*

New arrivals

50,872
Arrivals since Jan 2025

376
Arrivals in the last reporting week

Occupancy

111%
The center is operating over capacity, accomodating a population of
1,669 compared to its capacity of
1,500 individuals

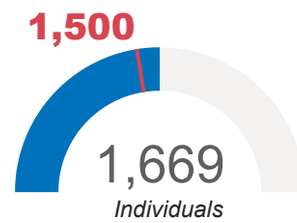

Daily new arrivals

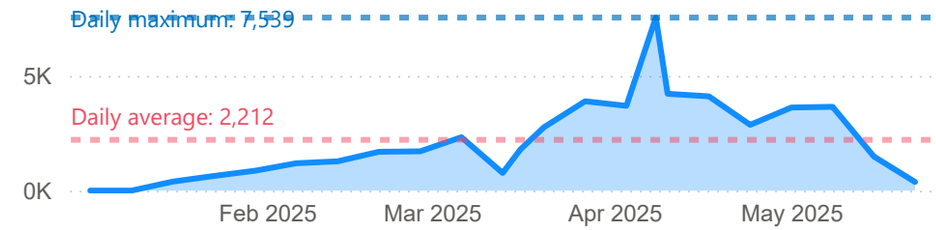

Sector	Indicator	Indicator Description / Standard	Target / Standard	Current Status	What is being done - Comments	Status
Food	Food (Kilocalories/Person/Day)	2,100 kilo calories - The 2,100 kilocalories per person per day standard ensures basic energy and nutritional needs are met, typically provided through three balanced meals within the centres.	2,100	2100	New arrivals at this reception centre are receiving 3 hot meals a day.	
Protection	% Of Persons Individually Registered	100 per cent of the new arrivals should be registered in ProGres V4	100	100	Arrivals relocated to Kabazana have already been registered.	
Shelter	Accomodation Space	3.5 SQM/person (Has holding capacity of 1,500 individuals)	1,500	1669	The transit centre is at 111% occupancy capacity.	
WASH	Bathing Facilities	One facility per 50 people	33	62	No gap	
	Health Promoters Per Refugees	One for 500	10	201	No gap	
	Latrine Coverage	One latrine stance for 20 persons	83	36	There's a gap of 47 latrine stances.	
	Water Coverage	Min of 15 litres/person/day	15	9	There's a gap of 10,014 litres of water.	

Note: *Health and nutrition indicators are screened at the transit centres and therefore not repeated at the reception centre.*

Indicates that there's a gap *Indicates that there's no gap*

Uganda Country Refugee Response Plan (UCRRP)
Critical Indicator Tracking Matrix - **Kagoma Reception Centre**

As of *16/05/2025 - 22/05/2025*

New arrivals

3,732
Arrivals since Jan 2025

17
Arrivals in the last reporting week

Occupancy

34%
The center is operating within capacity, accomodating a population of
416 compared to its capacity of
1,230 individuals

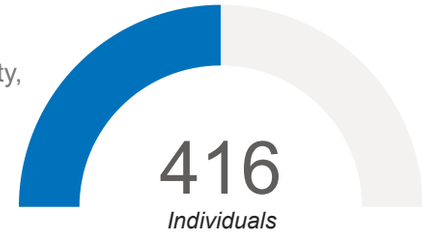

Daily new arrivals

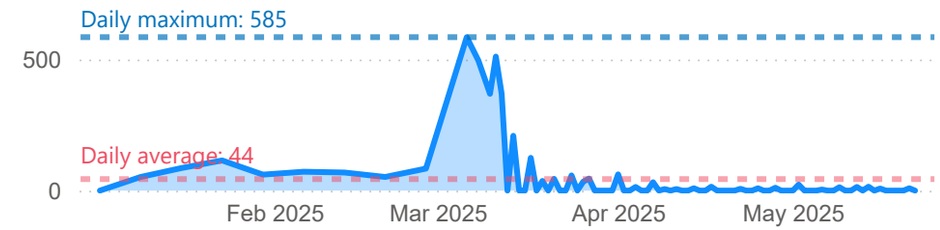

Sector	Indicator	Indicator Description / Standard	Target / Standard	Current status	What is being done - Comments	Status
Food	Food (Kilocalories/Person/Day)	2,100 kilo calories - The 2,100 kilocalories per person per day standard ensures basic energy and nutritional needs are met, typically provided through three balanced meals within the centres.	2,100	2100	New arrivals at this reception centre are receiving 3 hot meals a day.	
Protection	% Of Persons Individually Registered	100 per cent of the new arrivals should be registered in ProGres V4	100	11	Registration activities are progressing smoothly.	
Shelter	Accomodation Space	3.5 SQM/person (Has holding capacity of 1,230 individuals)	1,230	416	The transit centre is within capacity.	
WASH	Bathing Facilities	One facility per 50 people	8	29	No gap	
	Health Promoters Per Refugees	One for 500	1	4	No gap	
	Latrine Coverage	One latrine stance for 20 persons	21	54	No gap	
	Water Coverage	Min of 15 litres/person/day	15	96	No gap	

Note: *Health and nutrition indicators are screened at the transit centres and therefore not repeated at the reception centre.*

Indicates that there's a gap *Indicates that there's no gap*