CAMEROON - VULNERABILITY ANALYSIS/CAMP PROFILE INFORMATION (May 2025)

UNHCR The UN Refugee Agency

Borgop site | Gado site | Lolo Site | Mbile site | Minawao camp | Ngam site | Ngarissimo site | Timangolo

Localisation des sites et camp

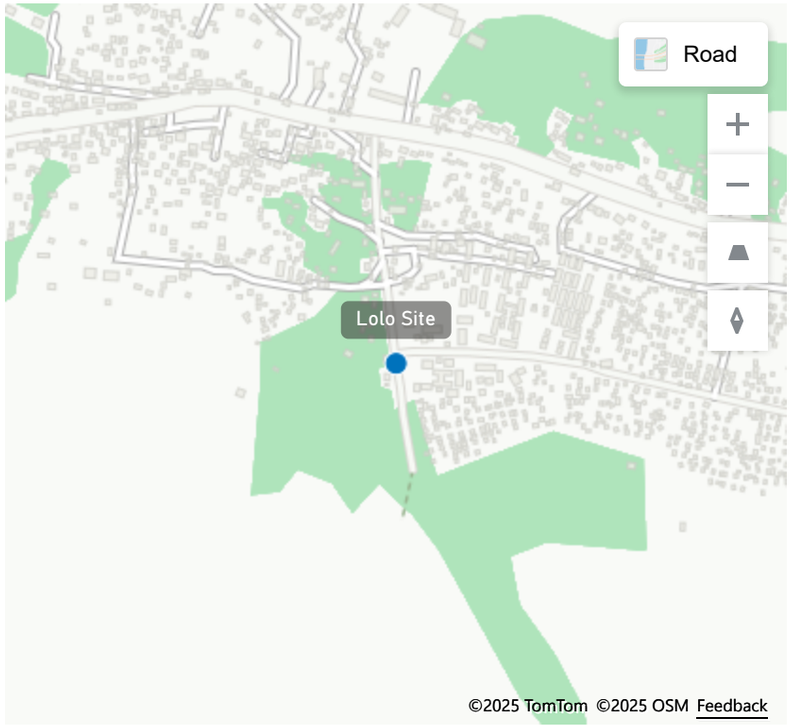

SITE / CAMP : Lolo Site

Region	Departement	Date Ouverture	Surface (Hectare)	# of Blocs
East	Kadei	Monday, February 10,	44.00	17

KEY FIGURES

8,758 Individual

3,135 Household

4,521 Female

4,237 Male

367 Elders

6,591 Total PSN

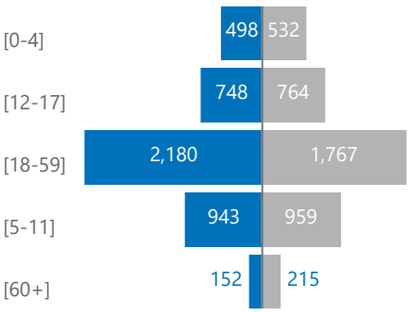

PARTNER BY SECTORS

Sector	Partners
WASH	4
Shelter/NFI	4
Protection	8
Nutrition	5
Livelihood/environment	5
Health	5
Food security	5
Education	3
CCCM	3

INFRASTRUCTURES

Infrastructures	Number
Child Friendly Space	0
Community Center	0
Health post	1
Hydraform machines	0
Library	0
Livelihood space for women	0
Maternity	1
Number of community shelters	0
Number of distribution centers	1

PERSONS WITH SPECIFIC NEED DISAGGREGATED BY GENDER

6,591

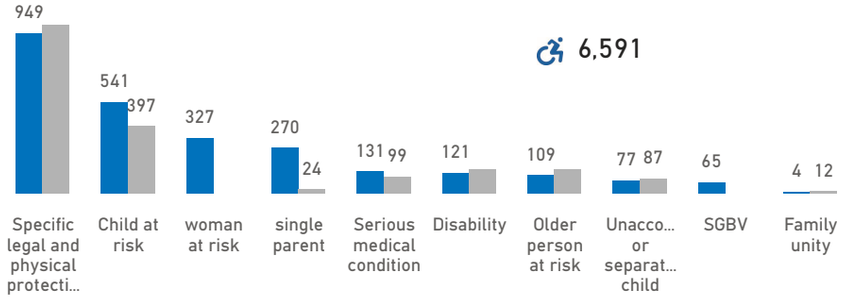

PERFORMANCE INDICATORS MONITORING

Sectors	Indicators	Values	Standards
WASH	water litre / person / day	15.00	>=20
Health	under 5 years mortality rate (/1000pers/month)	32.00	<1.5
Nutrition	severe acute malnutrition (SAM)	0.47	<2%
Health	mortality rate (/1000pers/month)	15.00	<0.75
Nutrition	moderate acute malnutrition rate (GAM)	2.66	<10%
Food Security	Distribution de crédits pour l'achats de vivres (CBT) (Kcal/pers/jr)	1,050.00	>=2100
Protection	% unaccompaged children identify and referred to host family	1.00	100%
Education	% of school-aged children enrolled in secondary school	1.81	100%
Shelter/NFI	% of refugee received NFI assistance	0.08	100%
Shelter/NFI	% of refugee household with access to standard and appropriate shelter	0.61	100%
Protection	% of person with specific need assisted	0.10	100%
Livelihood	% of person (18-59 years old) with their own business or independant worker since 12 months	0.31	0.95
Enviroment	% de household with access to durable and renewable energy	0.03	100%
Protection	% children under 12 months with birth certificate delivered by autorirties	0.65	100%
Education	% of school-aged children enrolled in primary school	7,544.00	100%
WASH	# person per water point	485.00	250-300
WASH	# person per latrine	29.00	<10

CHALLENGES BY SECTORS

Sector	Challenges
Food security	Absence d'assistance depuis le mois d'avril 2025 à ca problèmes techniques ayant entraîné le blocage des MoMo depuis un peu plus d'un mois. La recherche des cours
Protection	Absence d'une structure de détermination de statut d niveau du camp pour les cas nécessitant la clause de L'impact de l'arrêt de l'assistance alimentaire au camp conduisant à des conséquences non-négligeables sur de protection. La non-compréhension de l'activité de les partenaires et les réfugiés. La mobilité des réfugi difficile la gestion de cas et les assistances y relative distribution des actes de naissance.
Sante & Nutrition	Accès et qualité des soins de santé encore insuffisant réfugiés et les populations d'accueil. Insuffisance du p et niveau du plateau technique très bas. Plumming Nu dans le centre de santé entrainant une augmentation malnutrition sur le site.
Sante & Nutrition	Accès et qualité des soins de santé encore insuffisant réfugiés et les populations d'accueil. Insuffisance du p et niveau du plateau technique très bas. Plumming Nu dans le centre de santé. Absence de relais dédiés à la sites et recrudescence des cas de malnutrition plus p site de Borgop.
Sante & Nutrition	Accès insuffisant aux soins de santé de qualité ; arrêt

SOCIOECONOMIC DATA

% of person per religion

Muslim	Chritian	Others
0.99	0.01	0.01

15 Community Management Committe

Education level

Informal Education	Education	University level
27.70	43.57	0.023

% of competencies/Skills

Cattle producer	Farmer	Home wife	Manual workers/sellers	Trader
5.00	4.00	34.00	19.00	4.00

% of Ethnicity

Arabe	Baya	Glavda	Haoussa	Kanuri	Mafa	Mandara/wandala
2	1.07	0	3.8	0	0	0