SPAIN SEA AND LAND ARRIVALS

1 Jan - 31 May 2025

Arrivals in Spain

16,264 Sea and land arrivals

-27% Dif. 2024

Arrivals in Spain include two different routes, the Western Mediterranean and the Northwest African Maritime route.

Most common nationalities of arrivals (Jan-Apr)

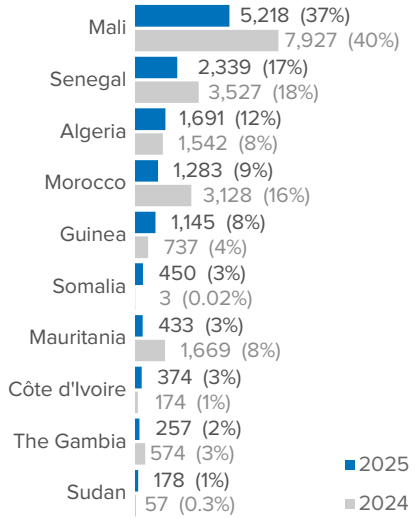

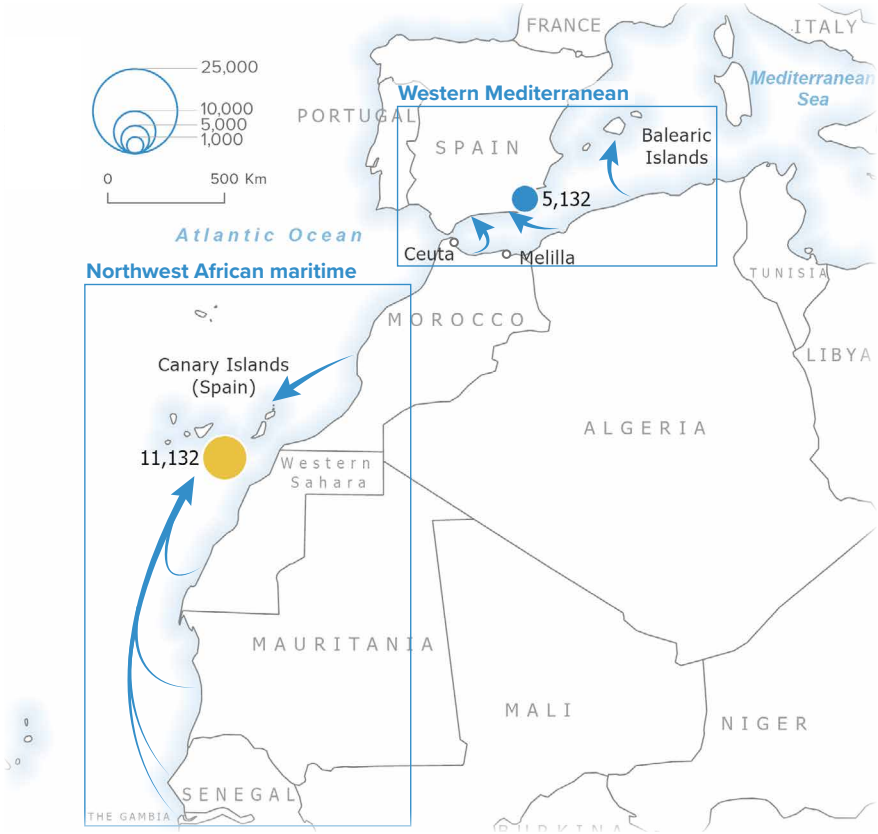

The boundaries and names shown and the designations used on this map do not imply official endorsement or acceptance by the United Nations.

Western Mediterranean

5,132 Sea and land arrivals

+4% Dif. 2024

The Western Mediterranean route includes arrivals in mainland Spain, Balearic Islands, Ceuta and Melilla.

Most common nationalities of arrivals: Western Mediterranean (Jan - Apr 2025)



Arrivals trend by month: Western Mediterranean

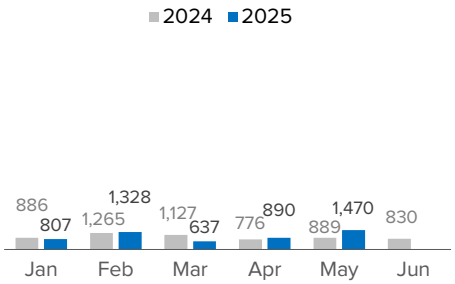

Northwest African Maritime

11,132 Sea arrivals

-35% Dif. 2024

The Northwest African maritime route includes arrivals in the Canary Islands.

Most common nationalities of arrivals: N.W. African Maritime (Jan - Apr 2025)

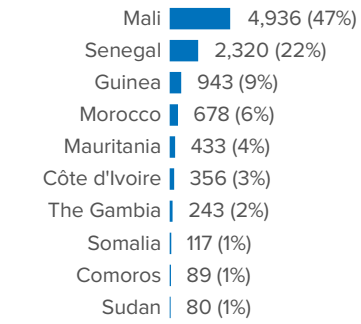

Arrivals trend by month: N.W. African Maritime

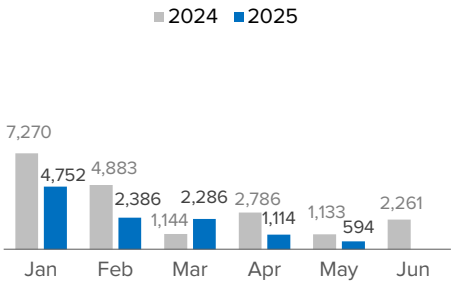

Source: UNHCR estimates from data collected in the field and from data published by Ministry of Interior. **Nationalities**: Frontex public data.