DEMOCRATIC REPUBLIC OF THE CONGO

# Monthly Statistics of Refugees and Asylum Seekers

*as of 31 May 2025 - Page 1*

## Registered Refugees and Asylum-Seekers in DRC

### Key Figures

**518 053** Refugees and Asylum Seekers

**516 511** Registered Refugees

**1 542** Asylum Seekers

**222 068** Refugees and Asylum Seekers biometrics registered in ProGres 57%( 5years+)

**3479** Refugees and Asylum Seekers Registered in 2025

## Situation Overview

The refugee population in the DRC decreased from **517,821** to **516,511**, a decrease of **0.25%** compared to the April figure, mainly due to the repatriation of Rwandan refugees. The number of asylum seekers increased from **1,436** to **1,542** due to the registration of births (South Sudanese and Rwandan). The number of resettled persons in 2025 remains unchanged (**5** persons). There was **one** Congolese returnee (former refugee) from Nigeria.

## Age and Gender of Refugee

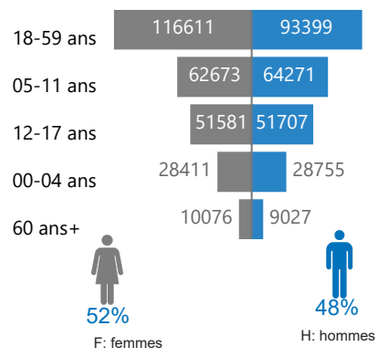


## Refugee Population by Country of Origin

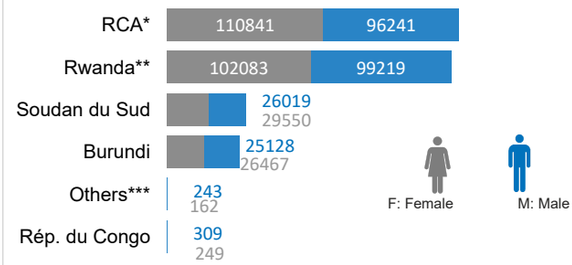


* Central African Republic

** 128,817 is the number of Rwandan refugees in the DRC registered by the DRC government not yet biometrically verified.

***: Angola, Sudan, Uganda, Somalia, Côte d'Ivoire, Eritrea, Syria, Liberia, Chad, Sierra Leone, cameroun, Nigeria, Mali, Senegal

## Réfugiee by type of location

380 857 — 74% — Rural

129 157 — 25% — Dans les sites

6 497 — 1% — Urbain

## Refugee Population by Province in DRC

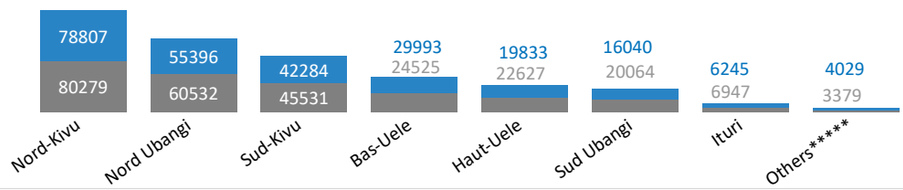


***** : Haut-Katanga (2270), Kinshasa (1119), Lualaba (997), Lomami (698), Kongo-Central (527), Maniema (614), Tanganyika (790), Equateur (362), Tshuapa (14) et Kasaï-Oriental(16).

## Location of refugee population in DRC

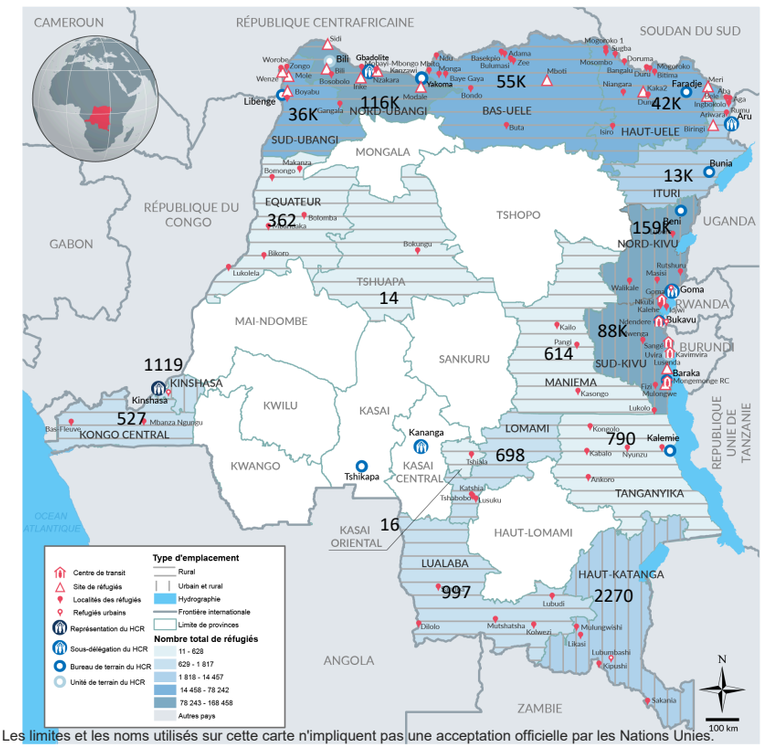


Les limites et les noms utilisés sur cette carte n'impliquent pas une acceptation officielle par les Nations Unies.

## Asylum Seekers Population by Country

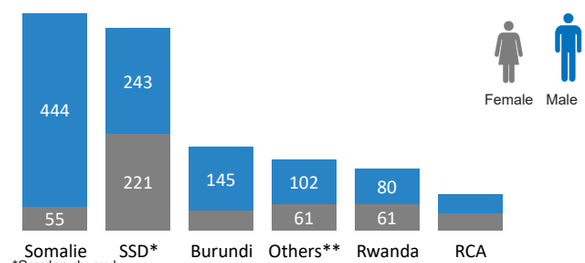


*Soudan du sud

**Angola, République du Congo, Cameroun, Tchad, Syrie, Mali, etc.

## Asylum Seekers Population by Province in DRC

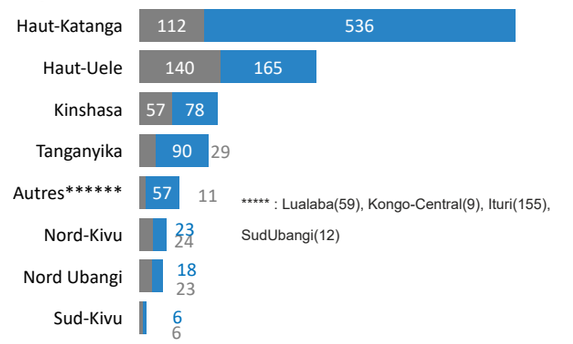


****** : Lualaba(59), Kongo-Central(9), Ituri(155), SudUbangi(12)



1 Réfugiés et demandeurs d'asile âgés de 5 ans et plus, représentant 55% de la population totale.

## Refugees and Asylum Seekers in RDC

### Refugees in settlement

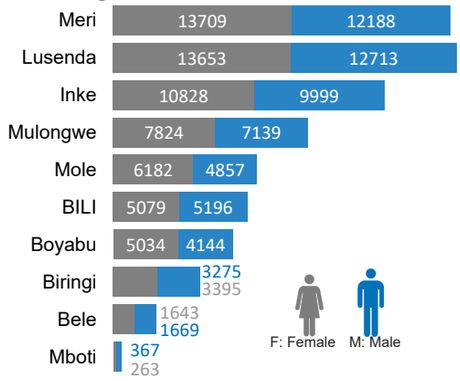


### Refugees in the developpement pole

| Localité | F | H | Total |
|---|---|---|---|
| Modale | 3527 | 3041 | 6568 |
| Nzakara | 4799 | 3924 | 8723 |
| sidi | 2128 | 2040 | 4168 |
| wenze | 2328 | 1631 | 3959 |
| **Total** | **12782** | **10636** | **23418** |

### Urban refugees

| Localité | F | H | Total |
|---|---|---|---|
| Bukavu | 677 | 624 | 1301 |
| Goma | 1092 | 965 | 2057 |
| Kinshasa | 556 | 563 | 1119 |
| Lubumbashi | 906 | 1114 | 2020 |
| **Total** | **3231** | **3266** | **6497** |

## Repatriation situation in the DRC at 31 may 2025

### Number of refugees repatriated(OUT) from the DRC

| Pays d'origine | 2021 | 2022 | 2023 | 2024 | 2025 | Total |
|---|---|---|---|---|---|---|
| Burundi | 7296 | 3474 | 4517 | 2183 | | 19694 |
| RCA | 5021 | 3350 | 2328 | 9203 | 461 | 25570 |
| Rep. of Congo | 0 | 0 | 1 | 0 | | 9 |
| Rwanda | 1920 | 2451 | 1924 | 1512 | 3330 | 17248 |
| South Sudan | 0 | 3 | 0 | 0 | | 3 |
| **Total** | **14237** | **9278** | **8770** | **12898** | **3791** | **62524** |

### Rapatriated(IN) to the

| Pays de provenance | Total |
|---|---|
| Zambie | 176 |
| Nigeria | 1 |
| **Total** | **177** |

### Situation of resettlement

| National | Indsoumis | #Ind.Réinstallés |
|---|---|---|
| Burundi | 9 | 3 |
| COB | 0 | 2 |
| **Total** | **9** | **5** |

RSA: South africa , RCA: central African Republic , USA: United States , COB: Rép.of Congo, SSD: South Sudan, RDC: Rép.Democratic of Congo, ICO: Cote d'ivoire , SW: Swaziland

## A) Person with specific needs

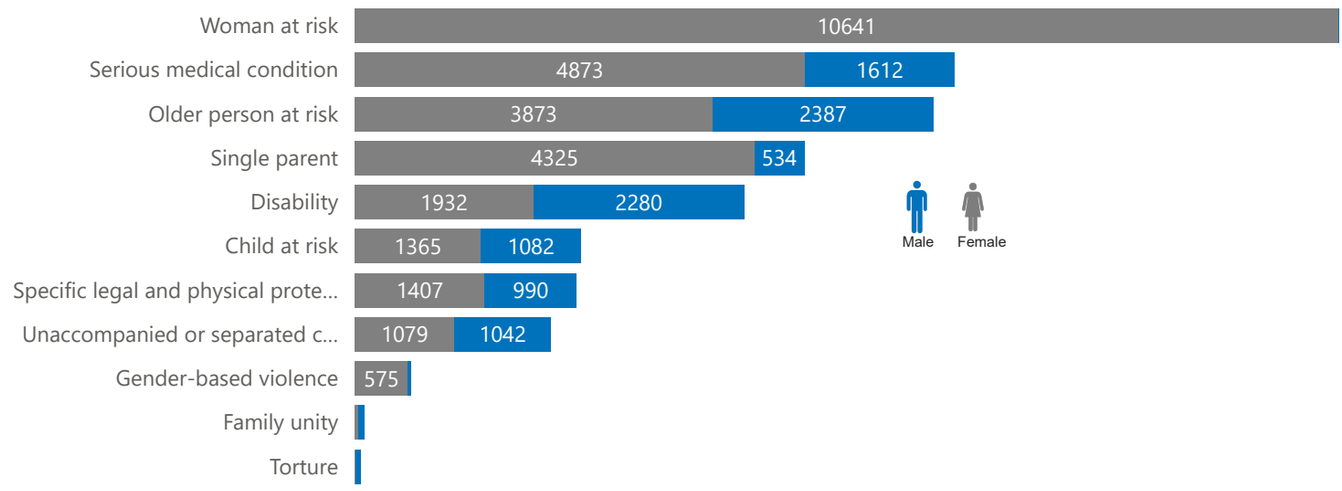


## B) Top 5 Occupation

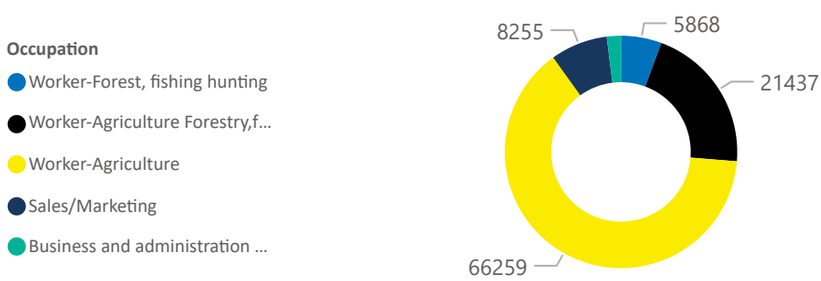


## C) Situation of refugee children of school age(6-17years)

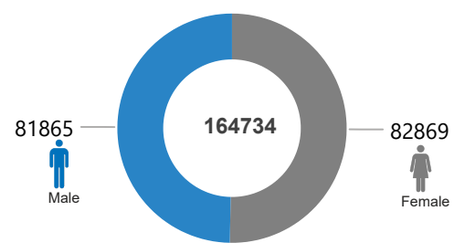

# Key figures on refugees and asylum seekers in the DRC

## Registration

**518 053**
Registered on individual basis
516 511 refugees |1 542 Asylum seekers

**3479**
Refugees and asylum seekers registered on 2025

**391764**
Refugees and asylum seekers registered in proGres

| | Refugees | | Asylum seekers |
|---|---|---|---|
| | 81% | Women and children | 77% |
| | 57% | Children(0-17ans) | 56% |
| | 40% | Adults(18-59ans) | 41% |
| | 3% | Elderly(60+) | 4% |

**222 068**
Refugees and asylum seekers aged 5+ years registered in proGres with biometrics in 2025

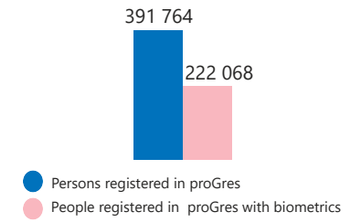


## New arrivals by country of origin




**: somalie:1, south sudan:1

## Registration trend by new arrival during the year

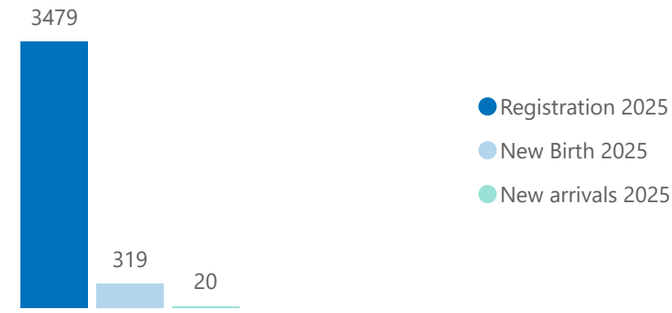


## Documentation (issued by the Government):

- All individuals registered in ProGres have at least one protection document, **391764** persons.
- **126289** Rwandan refugees not yet registered in ProGres without any document protection.
- **319** children born in 2025; **212** received birth certificate with help of goverment.
- **37786** Persons with refugees card.

## Forcibly displaced people enrolled in the national education system(2023 national report)

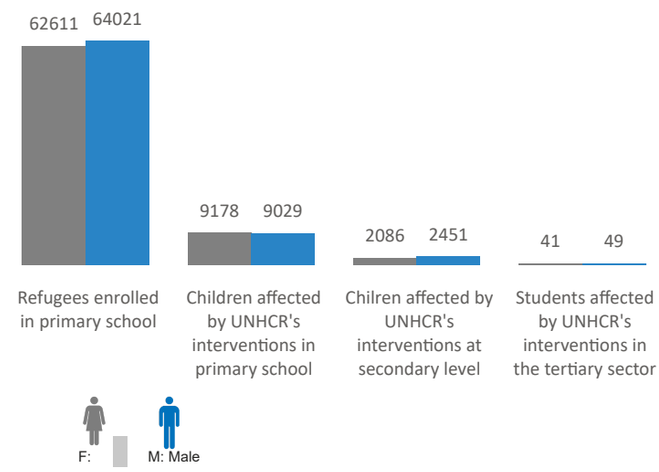

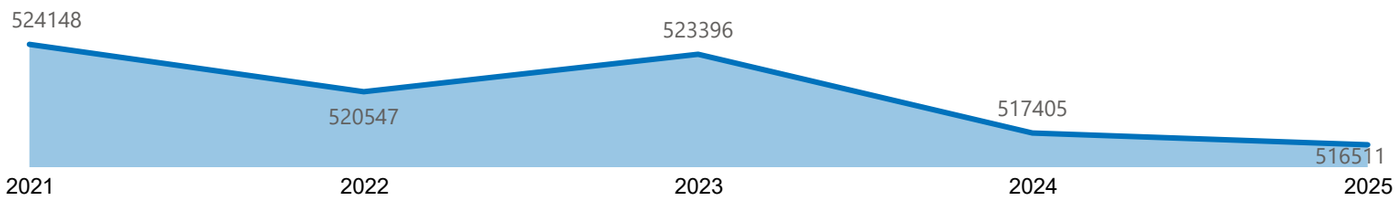
## Population Trend by year(2021 - 2025)