Uganda Country Refugee Response Plan (UCRRP)
Critical Indicator Tracking Matrix - **Nyumanzi Reception Centre**

As of *06/06/2025 - 12/06/2025*

New arrivals

9,859
Arrivals since Jan 2025

188
Arrivals in the last reporting week

Occupancy

144%
The center is operating over capacity, accomodating a population of
1,443 compared to its capacity of
1,000 individuals

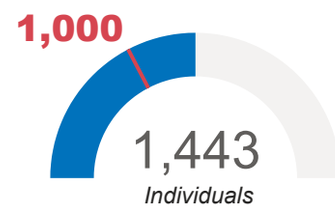

Daily new arrivals

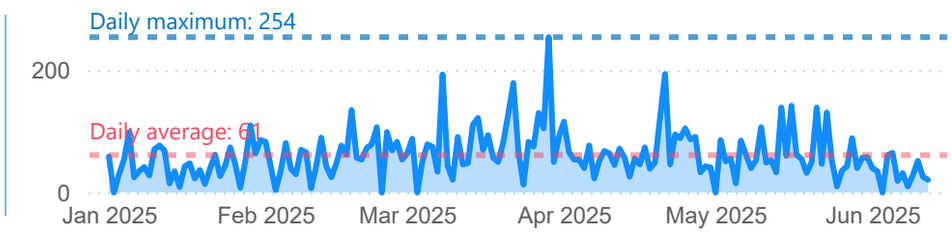

Sector	Indicator	Indicator Description / Standard	Target / Standard	Current status	What is being done - Comments	Status
Food	Food (Kilocalories/Person/Day)	2,100 kilo calories - The 2,100 kilocalories per person per day standard ensures basic energy and nutritional needs are met, typically provided through three balanced meals within the centres.	2,100	2,100	New arrivals at this reception centre are receiving 3 hot meals a day.	Gap: No
Health	% Of Arrivals Medically Screened	100 per cent	100	100	All individuals screened prior to registration. No outbreak detected.	Gap: No
	Crude Mortality Rate	1 death/10000/day	1	0	No death was reported during the week.	Gap: No
	Measles Vaccine Coverage Rate	100 per cent	95	100	84 children were vaccinated against measles. There are adequate vaccines, vaccine supplies and commodities available.	Gap: No
	Skilled Birth Attendance	100 per cent	100	0	No delivery was registered.	Gap: No
	Under Five Mortality Rate	2 deaths/10000/day	2	0	No death was reported during the week.	Gap: No
Nutrition	Global Acute Malnutrition	< 10%	10	16	55 (45 moderate & 10 severe) children were malnourished out of the 347 children screened for malnutrition during the bi-weekly mass nutrition screening at the reception centre. The GAM rate is 15.9% which is higher than the recommended standard of <10%. While for nutrition screening on arrival, GAM is at 14%.	Gap: Yes
	Severe Acute Malnutrition Rate	< 2%	2	3	SAM rate is at 2.9% among the children at the reception centre.	Gap: Yes
Protection	% Of Persons Individually Registered	100 per cent of the new arrivals should be registered in ProGres V4	100	28	Registration resumed last week and is progressing smoothly.	Gap: Yes
Shelter	Accomodation Space	3.5 SQM/person (Has holding capacity of 1,000 individuals)	1,000	1,443	The transit centre is at 144% operating capacity.	Gap: Yes
WASH	Bathing Facilities	One facility per 50 people	29	64	No gap	Gap: No
	Health Promoters Per Refugees	One for 500	3	6	No gap	Gap: No
	Latrine Coverage	One latrine stance for 20 persons	72	73	No gap	Gap: No
	Water Coverage	Min of 15 litres/person/day	15	25	No gap	Gap: No

Indicates that there's a gap *Indicates that there's no gap*

Uganda Country Refugee Response Plan (UCRRP)
Critical Indicator Tracking Matrix - **Nyakabande Transit Centre**

As of *06/06/2025 - 12/06/2025*

New arrivals

41,051
Arrivals since Jan 2025

289
Arrivals in the last reporting week

Occupancy

59%
The center is operating within capacity, accomodating a population of
836 compared to its capacity of
1,420 individuals

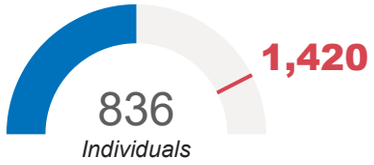

Daily new arrivals

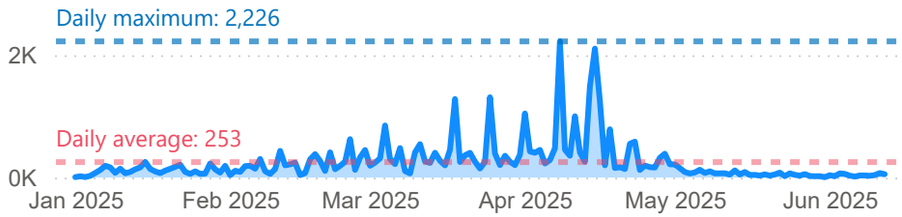

Sector	Indicator	Indicator Description / Standard	Target / Standard	Current status	What is being done - Comments	Status
Food	Food (Kilocalories/Person/Day)	2,100 kilo calories - The 2,100 kilocalories per person per day standard ensures basic energy and nutritional needs are met, typically provided through three balanced meals within the centres.	2,100	2,100	New arrivals at this transit centre are receiving 3 hot meals a day.	
Health	% Of Arrivals Medically Screened	100 per cent	100	100	All individuals screened prior to registration. No disease outbreak was reported.	
	Crude Mortality Rate	1 death/10000/day	1	0	No death was reported this week.	
	Measles Vaccine Coverage Rate	100 per cent	95	100	128 children were vaccinated against measles. There are adequate vaccines, vaccine supplies and commodities available.	
	Skilled Birth Attendance	100 per cent	100	0	No emergency delivery was conducted within the week.	
	Under Five Mortality Rate	2 deaths/10000/day	2	0	No death was registered among children under 5 years during the week.	
Nutrition	Global Acute Malnutrition	< 10%	10	13	GAM is 12.8% among children in the reception centre with 21 (17 moderate and 4 severe) malnourished children identified out of 164 children screened. GAM rate among new aririvals screened was at 4% with only 2 moderate cases oyur of 46 children screened in the reporting week.	
	Severe Acute Malnutrition Rate	< 2%	2	2	SAM is at 2.4% among children in the reception centre follwoing the bi-weekly nutrition screening.	
Protection	% Of Persons Individually Registered	100 per cent of the new arrivals should be registered in ProGres V4	100	40	Registration activities are progressing smoothly.	
Shelter	Accomodation Space	3.5 SQM/person (Has holding capacity of 1,420 individuals)	1,420	836	The transit centre is within capacity.	
WASH	Bathing Facilities	One facility per 50 people	17	23	No gap	
	Health Promoters Per Refugees	One for 500	2	7	No gap	
	Latrine Coverage	One latrine stance for 20 persons	42	95	No gap	
	Water Coverage	Min of 15 litres/person/day	15	26	No gap	

Indicates that there's a gap *Indicates that there's no gap*

Indicator data: OPM, partners, UNHCR **Author:** UNHCR Representation in Uganda **Feedback:** ugakaimug@unhcr.org **For more info, please visit:** www.ugandarefugees.org

Uganda Country Refugee Response Plan (UCRRP)
Critical Indicator Tracking Matrix - **Matanda Transit Centre**

As of *06/06/2025 - 12/06/2025*

New arrivals

16,081
Arrivals since Jan 2025

27
Arrivals in the last reporting week

Occupancy

31%
The center is operating within capacity, accomodating a population of
283 compared to its capacity of
900 individuals

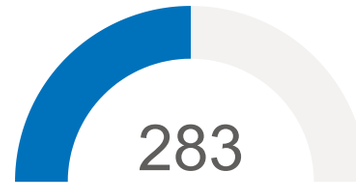

Daily new arrivals

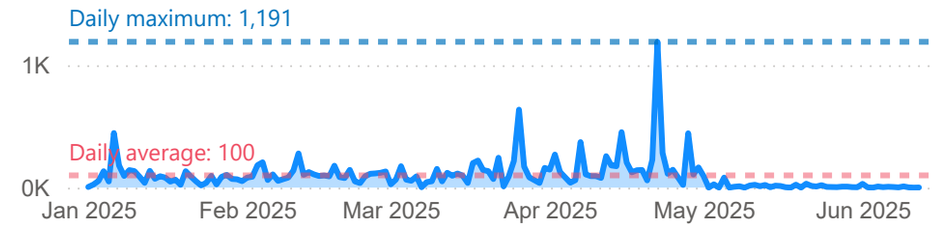

Sector	Indicator	Indicator Description / Standard	Target / Standard	Current status	What is being done - Comments	Status
Food	Food (Kilocalories/Person/Day)	2,100 kilo calories - The 2,100 kilocalories per person per day standard ensures basic energy and nutritional needs are met, typically provided through three balanced meals within the centres.	2,100	2,100	New arrivals at this transit centre are receiving 3 hot meals a day.	Indicates that there's no gap
Health	% Of Arrivals Medically Screened	100 per cent	100	100	All individuals screened prior to registration. No measles case has been registered in the past three weeks with a cumulative total of 40 cases so far.	Indicates that there's no gap
	Crude Mortality Rate	1 death/10000/day	1	0	No death was reported during the week.	Indicates that there's no gap
	Measles Vaccine Coverage Rate	100 per cent	95	100	15 children were vaccinated against measles. There are adequate vaccines, vaccine supplies and commodities available.	Indicates that there's no gap
	Skilled Birth Attendance	100 per cent	100	100	No delivery was registered during the reporting period.	Indicates that there's no gap
	Under Five Mortality Rate	2 deaths/10000/day	2	0	No death of children under 5 years was reported during the week.	Indicates that there's no gap
Nutrition	Global Acute Malnutrition	< 10%	10	10	GAM is 10.5% among children in the reception centre with 4 moderately malnourished children identified out of 38 children screened.	Indicates that there's a gap
	Severe Acute Malnutrition Rate	< 2%	2	0	No SAM case registered among the children screened.	Indicates that there's no gap
Protection	% Of Persons Individually Registered	100 per cent of the new arrivals should be registered in ProGres V4	100	18	Registration activities are progressing smoothly despite the on-going influx.	Indicates that there's a gap
Shelter	Accomodation Space	3.5 SQM/person (Has holding capacity of 900 individuals)	900	283	The transit centre is within capacity.	Indicates that there's no gap
WASH	Bathing Facilities	One facility per 50 people	6	25	No gap	Indicates that there's no gap
	Health Promoters Per Refugees	One for 500	1	2	No gap	Indicates that there's no gap
	Latrine Coverage	One latrine stance for 20 persons	14	25	No gap	Indicates that there's no gap
	Water Coverage	Min of 15 litres/person/day	15	141	No gap	Indicates that there's no gap

Indicates that there's a gap *Indicates that there's no gap*

Uganda Country Refugee Response Plan (UCRRP)
Critical Indicator Tracking Matrix - **Kiryandongo Reception Centre**

As of *06/06/2025 - 12/06/2025*

New arrivals

14,403
Arrivals since Jan 2025

52
Arrivals in the last reporting week

Occupancy

226%
The center is operating over capacity, accomodating a population of
1,178 compared to its capacity of
521 individuals

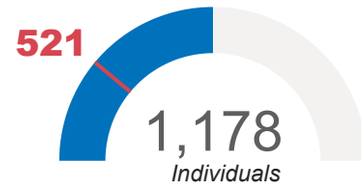

Daily new arrivals

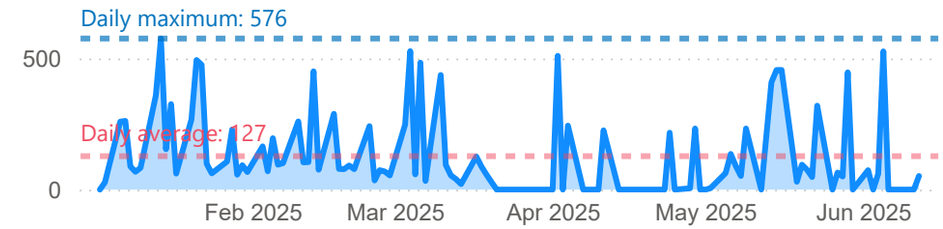

Sector	Indicator	Indicator Description / Standard	Target / Standard	Current status	What is being done - Comments	Status
Food	Food (Kilocalories/Person/Day)	2,100 kilo calories - The 2,100 kilocalories per person per day standard ensures basic energy and nutritional needs are met, typically provided through three balanced meals within the centres.	2,100	2,100	New arrivals at this reception centre are receiving 3 hot meals a day.	
Nutrition	Global Acute Malnutrition	< 10%	10	30	GAM is 29.7% among children in the reception centre with 27 (22 moderate and 5 severe) malnourished children identified out of 91 children screened.	
	Severe Acute Malnutrition Rate	< 2%	2	6	SAM is at 5.5% among children in the reception centre out of the 91 children screened.	
Protection	% Of Persons Individually Registered	100 per cent of the new arrivals should be registered in ProGres V4	100	63	Registration actvities are progressing smoothly with minimal gaps.	
Shelter	Accomodation Space	3.5 SQM/person (Has holding capacity of 521 individuals)	521	1,178	The transit centre is at 226% occupancy capacity.	
WASH	Bathing Facilities	One facility per 50 people	24	33	No gap	
	Health Promoters Per Refugees	One for 500	2	2	No gap	
	Latrine Coverage	One latrine stance for 20 persons	59	26	There's a gap of 33 latrine stances.	
	Water Coverage	Min of 15 litres/person/day	15	25	No gap	

Note: *Health indicators are screened at the transit centres and therefore not repeated at the reception centre.*

Indicates that there's a gap *Indicates that there's no gap*

Uganda Country Refugee Response Plan (UCRRP)
Critical Indicator Tracking Matrix - **Lokung Collection Point**

As of *06/06/2025 - 12/06/2025*

New arrivals

6,133
Arrivals since Jan 2025

161
Arrivals in the last reporting week

Occupancy

94%
The center is operating within capacity, accomodating a population of
403 compared to its capacity of
430 individuals

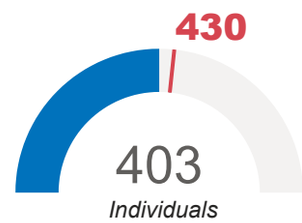

Daily new arrivals

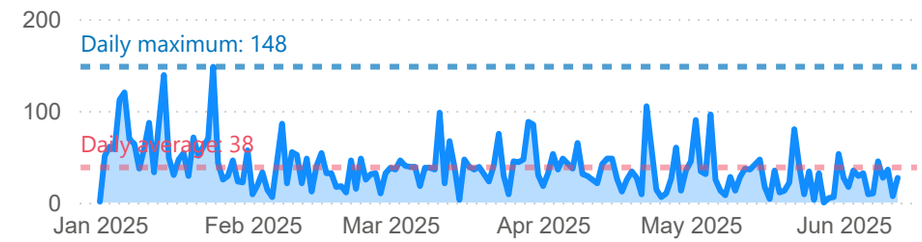

Sector	Indicator	Indicator Description / Standard	Target / Standard	Current status	What is being done - Comments	Status
Food	Food (Kilocalories/Person/Day)	2,100 kilo calories - The 2,100 kilocalories per person per day standard ensures basic energy and nutritional needs are met, typically provided through three balanced meals within the centres.	2,100	2,100	New arrivals at this reception centre are receiving 3 hot meals a day.	Gap: No
Health	% Of Arrivals Medically Screened	100 per cent	100	100	All individuals screened prior to registration. No outbreak detected.	Gap: No
	Crude Mortality Rate	1 death/10000/day	1	0	No death was reported during the week.	Gap: No
	Measles Vaccine Coverage Rate	100 per cent	95	100	126 children were vaccinated against measles. There are adequate vaccines, vaccine supplies and commodities available.	Gap: No
	Skilled Birth Attendance	100 per cent	100	0	No delivery was registered.	Gap: No
	Under Five Mortality Rate	2 deaths/10000/day	2	0	No death was reported during the week.	Gap: No
Nutrition	Global Acute Malnutrition	< 10%	10	18	GAM is 17.8% among children in the reception centre with 13 (9 moderate and 4 severe) malnourished children identified out of 78 children screened. No malnourished child was registered among the children screened on arrival.	Gap: Yes
	Severe Acute Malnutrition Rate	< 2%	2	6	SAM is at 6.3% among children in the reception centre follwoing the bi-weekly nutrition screening.	Gap: Yes
Protection	% Of Persons Individually Registered	100 per cent of the new arrivals should be registered in ProGres V4	100	1	Registration activities are progressing smoothly.	Gap: Yes
Shelter	Accomodation Space	3.5 SQM/person (Has holding capacity of 430 individuals)	430	403	The transit centre is within capacity.	Gap: No
WASH	Bathing Facilities	One facility per 50 people	8	112	No gap	Gap: No
	Health Promoters Per Refugees	One for 500	1	4	No gap	Gap: No
	Latrine Coverage	One latrine stance for 20 persons	20	89	No gap	Gap: No
	Water Coverage	Min of 15 litres/person/day	15	25	No gap	Gap: No

Indicates that there's a gap *Indicates that there's no gap*

Uganda Country Refugee Response Plan (UCRRP)
Critical Indicator Tracking Matrix - **Bubukwanga Transit Centre**

As of *06/06/2025 - 12/06/2025*

New arrivals

2,058
Arrivals since Jan 2025

115
Arrivals in the last reporting week

Occupancy

27%
The center is operating within capacity, accomodating a population of
175 compared to its capacity of
650 individuals

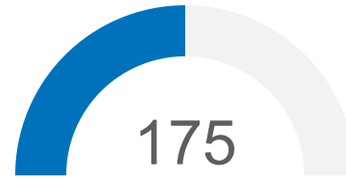

Daily new arrivals

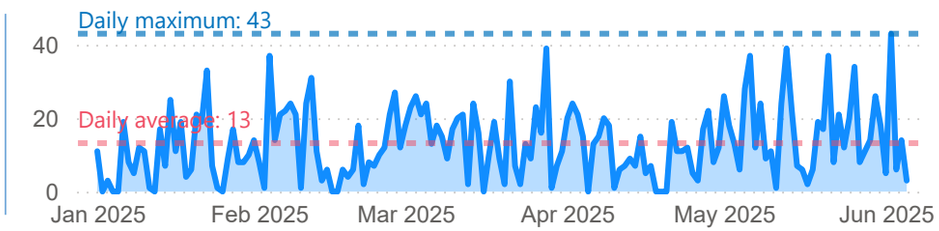

Sector	Indicator	Indicator Description / Standard	Target / Standard	Current status	What is being done - Comments	Status
Food	Food (Kilocalories/Person/Day)	2,100 kilo calories - The 2,100 kilocalories per person per day standard ensures basic energy and nutritional needs are met, typically provided through three balanced meals within the centres.	2,100	2,100	New arrivals at this reception centre are receiving 3 hot meals a day.	
Health	% Of Arrivals Medically Screened	100 per cent	100	100	All individuals screened prior to registration. No outbreak detected.	
	Crude Mortality Rate	1 death/10000/day	1	0	No death was reported during the week.	
	Measles Vaccine Coverage Rate	100 per cent	95	100	9 children were vaccinated against measles. There are adequate vaccines, vaccine supplies and commodities available.	
	Skilled Birth Attendance	100 per cent	100	0	No delivery was conducted during the week.	
	Under Five Mortality Rate	2 deaths/10000/day	2	0	No death was reported during the week.	
Nutrition	Global Acute Malnutrition	< 10%	10	8	GAM is 8.1% among children in the reception centre with 5 (3 moderate and 2 severe) malnourished children identified out of 62 children screened. No child was found to be malnourished among the 5 children screened on arrival at the reception center.	
	Severe Acute Malnutrition Rate	< 2%	2	3	SAM is at 3.2% among children in the reception centre out of the 62 children screened.	
Protection	% Of Persons Individually Registered	100 per cent of the new arrivals should be registered in ProGres V4	100	50	Registration actvities are progressing smoothly.	
Shelter	Accomodation Space	3.5 SQM/person (Has holding capacity of 650 individuals)	650	175	The transit centre is within capacity.	
WASH	Bathing Facilities	One facility per 50 people	4	25	No gap	
	Health Promoters Per Refugees	One for 500	1	4	No gap	
	Latrine Coverage	One latrine stance for 20 persons	9	25	No gap	
	Water Coverage	Min of 15 litres/person/day	15	154	No gap	

Indicates that there's a gap *Indicates that there's no gap*

Indicator data: OPM, partners, UNHCR **Author:** UNHCR Representation in Uganda **Feedback:** ugakaimug@unhcr.org **For more info, please visit:** www.ugandarefugees.org

Uganda Country Refugee Response Plan (UCRRP)
Critical Indicator Tracking Matrix - **Kabazana Reception Centre**

As of *06/06/2025 - 12/06/2025*

New arrivals

52,171
Arrivals since Jan 2025

997
Arrivals in the last reporting week

Occupancy

109%
The center is operating within capacity, accomodating a population of
1,630 compared to its capacity of
1,500 individuals

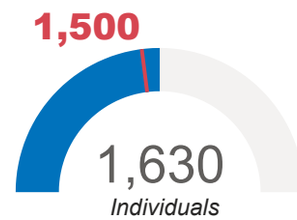

Daily new arrivals

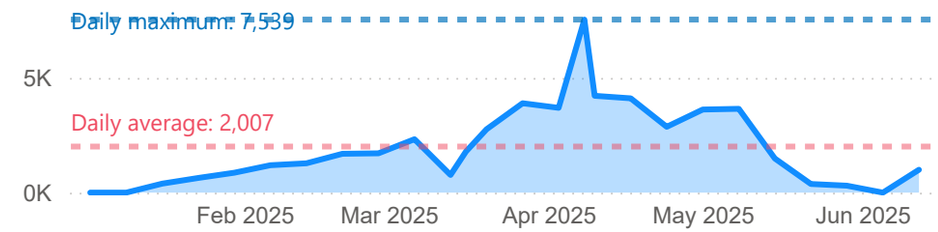

Sector	Indicator	Indicator Description / Standard	Target / Standard	Current status	What is being done - Comments	Status
Food	Food (Kilocalories/Person/Day)	2,100 kilo calories - The 2,100 kilocalories per person per day standard ensures basic energy and nutritional needs are met, typically provided through three balanced meals within the centres.	2,100	2,100	New arrivals at this reception centre are receiving 3 hot meals a day.	
Nutrition	Global Acute Malnutrition	< 10%	10	15	GAM is 14.6% among children in the reception centre with 45 (38 moderate and 7 severe) malnourished children identified out of 308 children screened.	
	Severe Acute Malnutrition Rate	< 2%	2	2	SAM is at 2.3% among children in the reception centre out of the 308 children screened.	
Protection	% Of Persons Individually Registered	100 per cent of the new arrivals should be registered in ProGres V4	100	100	Arrivals relocated to Kabazana have already been registered.	
Shelter	Accomodation Space	3.5 SQM/person (Has holding capacity of 1,500 individuals)	1,500	1,630	The transit centre is at 109% occupancy capacity.	
WASH	Bathing Facilities	One facility per 50 people	33	62	No gap	
	Health Promoters Per Refugees	One for 500	3	201	No gap	
	Latrine Coverage	One latrine stance for 20 persons	82	36	There's a gap of 46 latrine stances.	
	Water Coverage	Min of 15 litres/person/day	15	9	There's a gap of 9780 litres of water.	

Note: *Health and nutrition indicators are screened at the transit centres and therefore not repeated at the reception centre.*

Indicates that there's a gap *Indicates that there's no gap*

Uganda Country Refugee Response Plan (UCRRP)
Critical Indicator Tracking Matrix - **Kagoma Reception Centre**

As of *06/06/2025 - 12/06/2025*

New arrivals

3,812
Arrivals since Jan 2025

14
Arrivals in the last reporting week

Occupancy

36%
The center is operating within capacity, accomodating a population of
448 compared to its capacity of
1,230 individuals

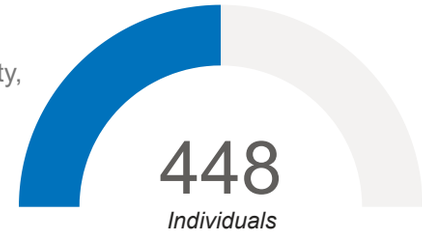

Daily new arrivals

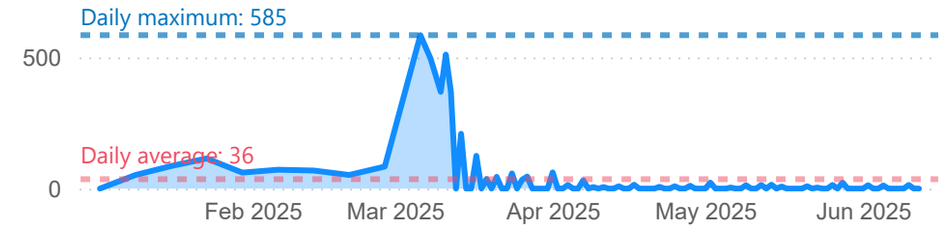

Sector	Indicator	Indicator Description / Standard	Target / Standard	Current status	What is being done - Comments	Status
Food	Food (Kilocalories/Person/Day)	2,100 kilo calories - The 2,100 kilocalories per person per day standard ensures basic energy and nutritional needs are met, typically provided through three balanced meals within the centres.	2,100	2,100	New arrivals at this reception centre are receiving 3 hot meals a day.	
Nutrition	Global Acute Malnutrition	< 10%	10	5	GAM is 4.7% among children in the recption centre with 2 moderately malnourished children identified out of 42 children screened. No malnourished child was registered among those screened on arrival in the reporting week.	
	Severe Acute Malnutrition Rate	< 2%	2	0	No SAM cases registered.	
Protection	% Of Persons Individually Registered	100 per cent of the new arrivals should be registered in ProGres V4	100	0	There was no registration of new arrivals during the reporting period as the focus was on clearing the backlog of pending new births registration.	
Shelter	Accomodation Space	3.5 SQM/person (Has holding capacity of 1,230 individuals)	1,230	448	The transit centre is within capacity.	
WASH	Bathing Facilities	One facility per 50 people	9	29	No gap	
	Health Promoters Per Refugees	One for 500	1	4	No gap	
	Latrine Coverage	One latrine stance for 20 persons	22	54	No gap	
	Water Coverage	Min of 15 litres/person/day	15	91	No gap	

Note: *Health indicators are screened at the transit centres and therefore not repeated at the reception centre.*

Indicates that there's a gap *Indicates that there's no gap*