


Context


Since the end of 2024, security and humanitarian conditions in South and North Kivu have worsened rapidly, with civilian casualties, mass displacement, and violations of International Humanitarian Law. Looting and restricted access have severely disrupted humanitarian operations, leaving many without basic services. UNHCR calls for the safety of civilians to be respected, humanitarian access, and the right to move freely to seek safety. Since the 14 February, there has been a significant increase in the number of asylum seekers crossing into Burundi, with more than 40,000 new arrivals in need of international protection recorded as of 16 June. In support of the Government of Burundi, UNHCR is working with partners to ensure that people arriving in search of safety receive the support they need as they await registration and further registration procedures. Prior to this crisis, the DRC already had 6.7 million IDPs, hosted 520,000 refugees and there were 1.1 million Congolese refugees abroad.

Key figures




882,965

DRC refugees and asylum seekers in neighboring countries as of 31 December 2024




117,629

New Arrivals from Eastern DRC to neighboring countries since 1st January 2025



6.4 M

IDPs conflict-induced in DRC as of 31st January 2025



3.8 M

Estimated IDPs in North and South Kivu (Eastern DRC)

New arrivals inter-agency contingency planning figures¹ (Feb 25)

Burundi	110,000
Rwanda	100,000
Uganda	80,000
Tanzania	25,000
Zambia	15,000

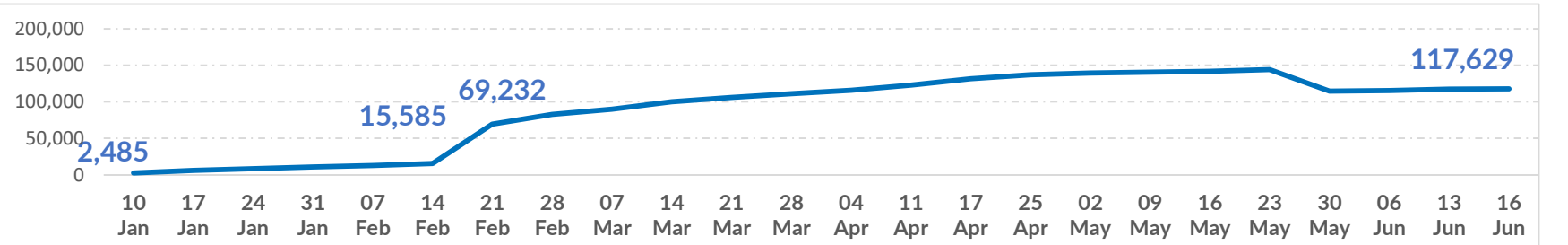
Cumulative refugees and asylum seekers from DRC (Dec 24)

Uganda	561,880
Burundi	90,145
Tanzania	85,546
Rwanda	77,876
Zambia	67,518

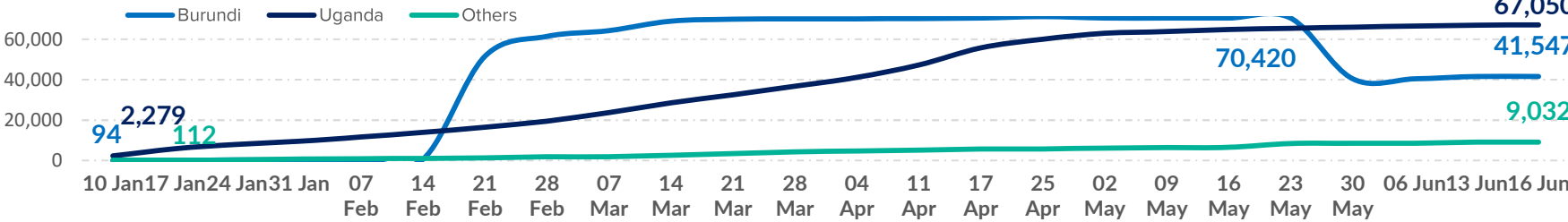
New arrivals² by country of asylum since 1st January 2025

Uganda	67,050
Burundi ⁵	41,547
Rwanda ⁴	4,346
Tanzania	3,076
Zambia ³	1,610

Overall cumulative weekly trend of new arrivals since 1st January 2025

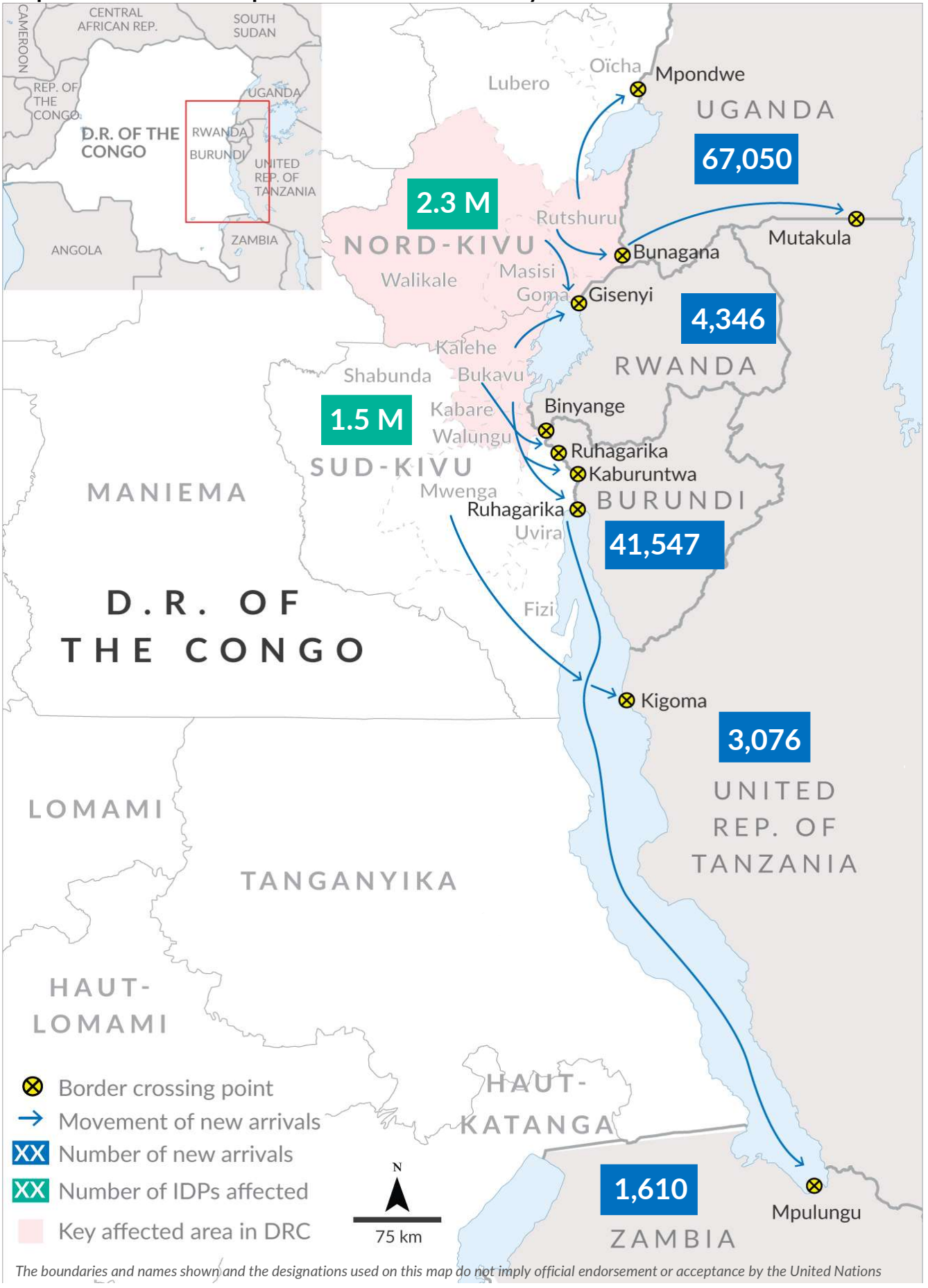


Cumulative new arrivals weekly trend per country since 1st January 2025



(1) All contingency plans are based on worst-case scenario projections. (2) For countries where data is available, the new arrivals figure includes returnees as well as refugees from third countries, alongside the Congolese new arrivals. The inclusion of these group reflects that returnee populations and third country nationals may also have specific international protection and humanitarian needs. (3) Based on a review of data from Zambia, the number of new arrivals from DRC has been revised to 811 as of 12 March. This figure refers exclusively to arrivals of Congolese nationality arriving from DRC and does not include arrivals of other nationalities who may be arriving to Zambia from DRC or other countries. Disaggregated data on third country nationals arriving directly from DRC to Zambia is not currently available. (4) Note that the recent increase in arrivals to Rwanda can be attributed to 274 Rwandan refugees who were supported by UNHCR to voluntarily return to Rwanda on 30 April. (5) Burundi new arrival figures reduced due to recently concluded verification exercise and more than 23,000 returns to DRC from Burundi.

Map of Eastern DRC displacement since 1st January 2025



The boundaries and names shown and the designations used on this map do not imply official endorsement or acceptance by the United Nations

UNHCR Comprehensive Overview Response to Emergency | rsarbdima@unhcr.org | Sources: UNHCR, Government, OCHA and Partners | Author : DIMA/RBSA/RBEHAGL | Published : 17-Jun-25