Izmir AoR Protection Sector Achievements - 2025

as of May 2025

Inter-Agency Coordination Türkiye

# of Beneficiaries by Location

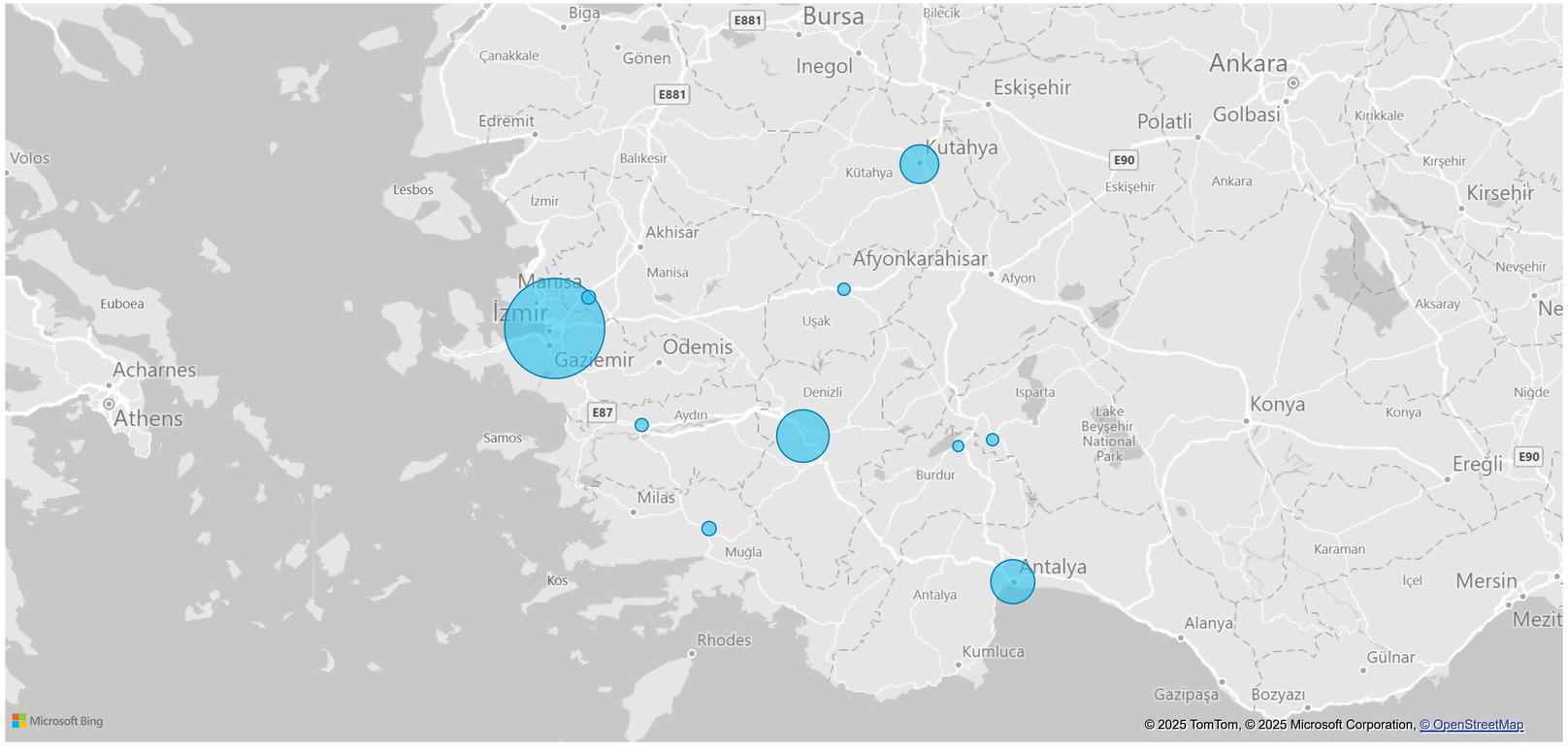

Individuals benefitting protection Services by Month

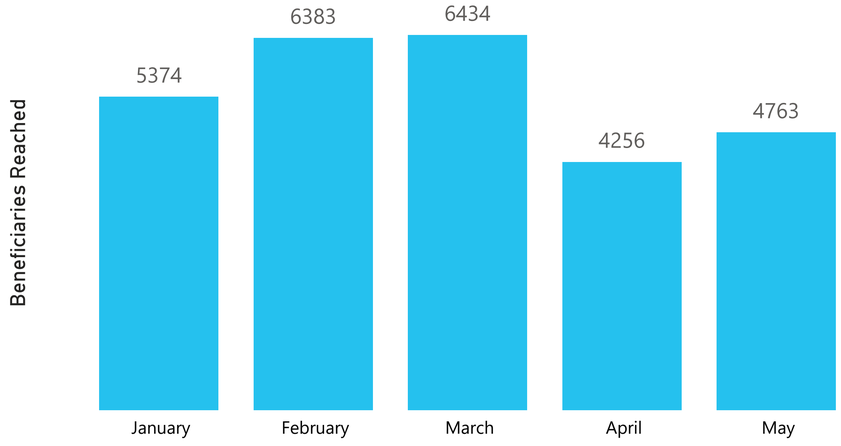

Location

All

Breakdown of Beneficiaries by Gender

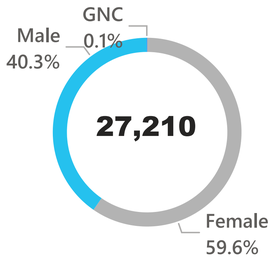

Breakdown of Beneficiaries by Nationality*

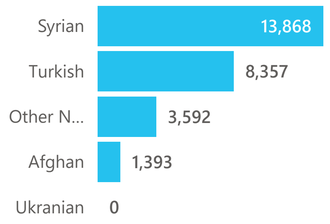

Appeal

All

EQ Response Activity

All

Nationality

All

11,190
Number of individuals benefitting from protection activities

6,506
Number of individuals with specific needs/vulnerabilities assessed and identified with protection n

4,142
Number referrals (of individuals with protection needs) to specialized/multisectoral services

310
# of individual GBV survivors provided with GBV specific response services

964
# of individual GBV survivors and those at risk assessed

592
Number of individuals receiving cash/in-kind assistance to meet their protection needs

40
# of children assessed for protection needs

251
# of children participating in structured, sustained child protection or psycho-social support progr

2,371
# of individuals provided with individual legal support

170
# of individuals trained on international protection, rights, services and available assistance

Reporting Agencies

ASAM | HRDF | ICMPD | IOM | STL | TRC | UNFPA | UNHCR | YSF

Supporting Agencies

ICMPD | IOM | UNFPA | UNHCR | UNICEF

Source: PWG, ActivityInfo **Feedback**: *IMTurkey@unhcr.org*

**The number of beneficiaries reached is calculated by summing indicators selected by the sectors; there may be duplications.*

Izmir AoR Protection Sector Achievements - 2025

as of May 2025

Inter-Agency Coordination Türkiye

Number of individuals with specific needs/vulnerabilities assessed and identified with protection needs

3,667

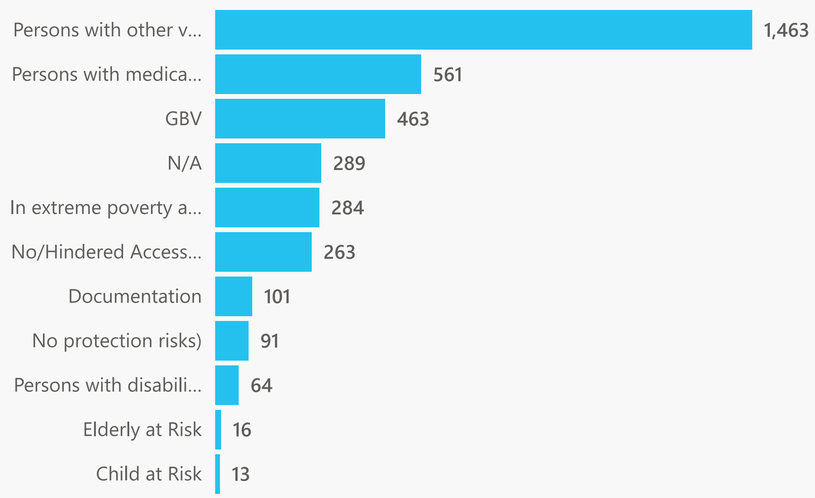

Number of Individuals Trained

70

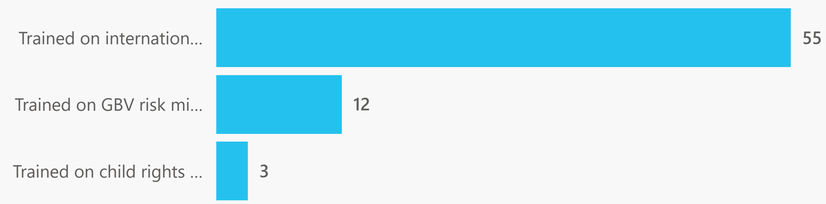



Number of Individuals Reached with Information Dissemination or Awareness Raising

1,130

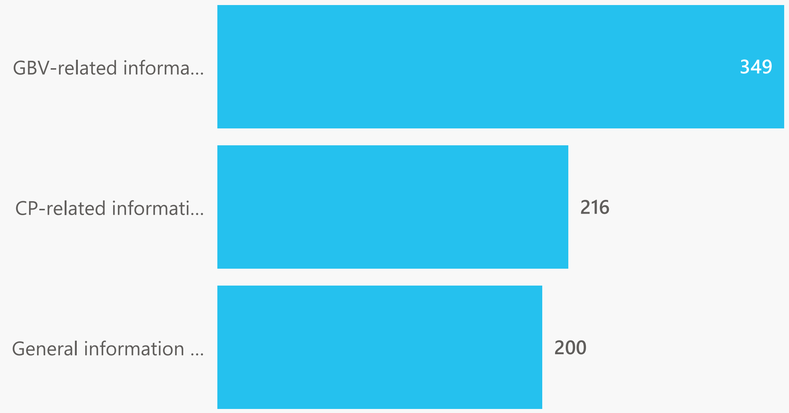

Location All

Appeal All

Nationality All

EQ Response Activity All

Individuals benefitting protection Services by Month



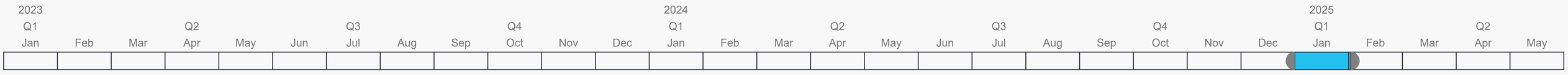

Reporting Agencies

ASAM | HRDF | STL | TRC | UNFPA | UNHCR | YSF

Supporting Agencies

UNFPA | UNHCR | UNICEF

Source: PWG, ActivityInfo **Feedback**: *IMTurkey@unhcr.org*

**The number of beneficiaries reached is calculated by summing indicators selected by the sectors; there may be duplications.*

Izmir AoR Protection Sector Achievements - 2025

as of May 2025

Inter-Agency Coordination Türkiye

Location: All

Appeal: 3RP

EQ Response Activity: All

Nationality: All

Indicator Family	January	February	March	April	May	**Total**
1.1.1 # of individuals trained on international protection, rights, services and available assistance	55					**55**
1.4.1 # of refugees/vulnerable host community members provided with individual legal support (legal aid and counsel)	606	578	601	401	185	**2,371**
2.1.1 # of individuals benefitting from protection activities	2,563	3,364	2,586	1,648	1,029	**11,190**
2.1.2 # of individuals with specific needs/vulnerabilities assessed and identified with protection needs	1,730	1,376	1,205	964	227	**5,502**
2.1.3 # referrals (of individuals with protection needs) to specialized/multisectoral services	871	1,172	1,053	638	408	**4,142**
2.1.4 # of individuals receiving cash/in-kind assistance to meet their protection needs	294	128	100	30	40	**592**
2.1.5 # of individual receiving psycho-social support	104	127	106	43	25	**405**
2.2.1 # of individuals reached through information campaigns and awareness-raising on rights, entitlements, services, assistance including as related to return procedures and conditions	107	93	164		57	**421**
2.3.1 # of individuals engaged in sustained and structured mobilization efforts and empowerment programmes	10	5	8		9	**32**
2.5.2 # of refugee and host community members participating in structured and sustained programmes specific to social cohesion	1,766	1,844	2,045	2,110	3,178	**10,943**
3.1.1 # of individual Gender-Based Violence (GBV) survivors and those at risk assessed	269	194	216	22	70	**771**
3.1.2 # of individual GBV survivors provided with GBV specific response services	65	80	86	54	25	**310**
3.1.3 # of individual GBV survivors referred to multi-sectoral GBV specific response services	14	37	76	17	22	**166**
3.2.1 # of individuals reached through GBV-related information campaigns and activities to raise public awareness on rights, entitlements and assistance for prevention, mitigation and response to GBV	113	236	255	40	48	**692**
4.1.1 # of children assessed for protection risks	671	608	628	483	18	**2,408**
4.1.2 # of children identified to be at risk	108	144	172	97	32	**553**
4.1.3 # of children referred to specialised/multi-sectoral services	182	191	499	79	21	**972**
4.2.1 # of children participating in structured and sustained community based child protection programmes	10	5	1			**16**
4.2.2 # of children participating in structured, sustained child protection or psycho-social support programmes (individuals and in groups)	36	49	40	39	87	**251**
4.2.3 # of individuals reached with positive parenting programmes	27	189	11	6	48	**281**
4.2.4 # of individuals reached through information campaigns and awareness-raising initiatives on child rights and protection	137	79	766	51	218	**1,251**
4.3.1 # of individuals reached with technical capacity development initiatives (including trainings) on child rights and protection	1	2				**3**
Total	**9,739**	**10,501**	**10,618**	**6,722**	**5,747**	**43,327**

Reporting Agencies

ASAM | HRDF | IOM | STL | TRC | UNFPA | UNHCR | YSF

Supporting Agencies

IOM | UNFPA | UNHCR | UNICEF

Source: PWG, ActivityInfo *Feedback: IMTurkey@unhcr.org*

**The number of beneficiaries reached is calculated by summing indicators selected by the sectors; there may be duplications.*

Izmir AoR CP Sub-Sector Achievements - 2025

as of May 2025

Inter-Agency Coordination Türkiye

# of Beneficiaries by Location

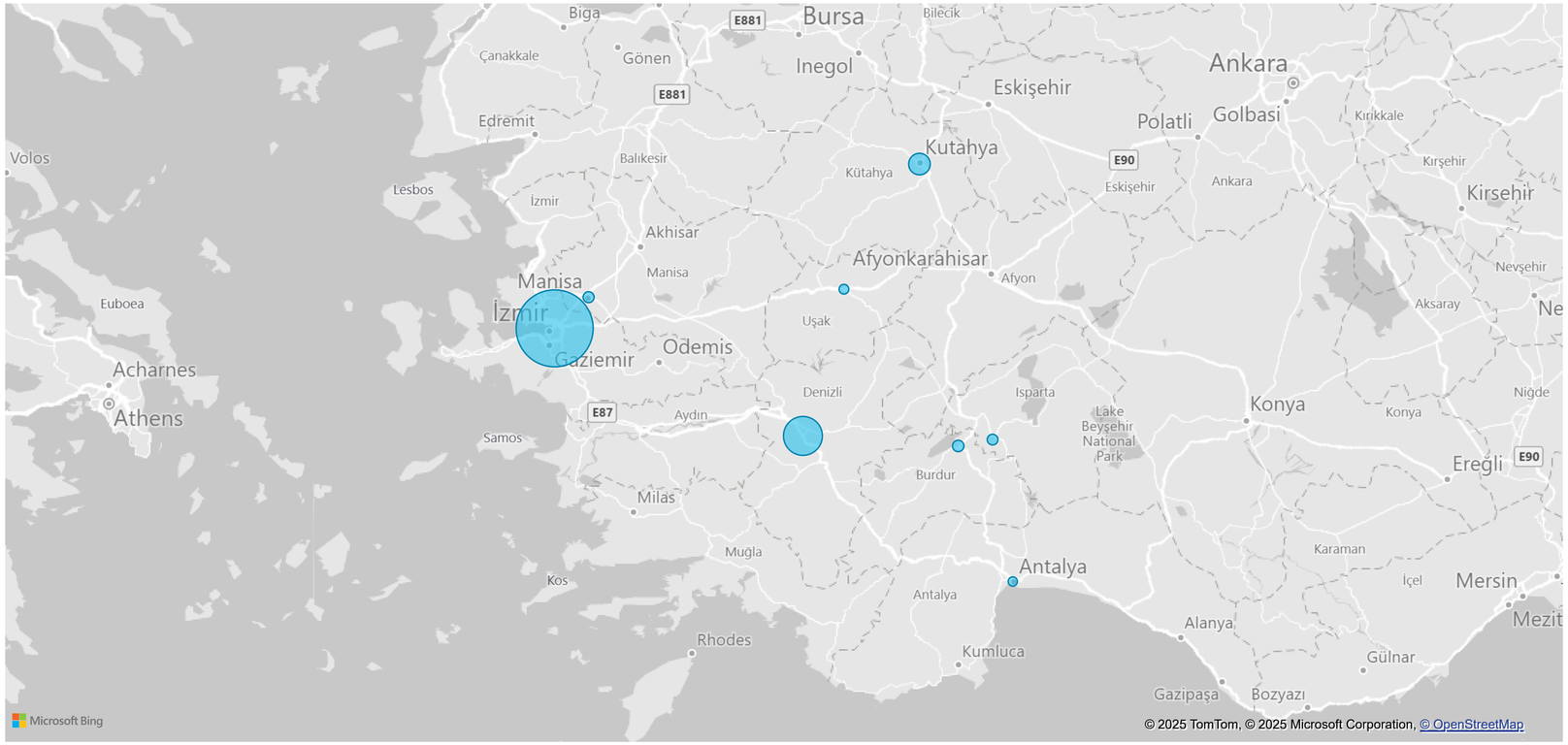

Individuals benefitting protection Services by Month

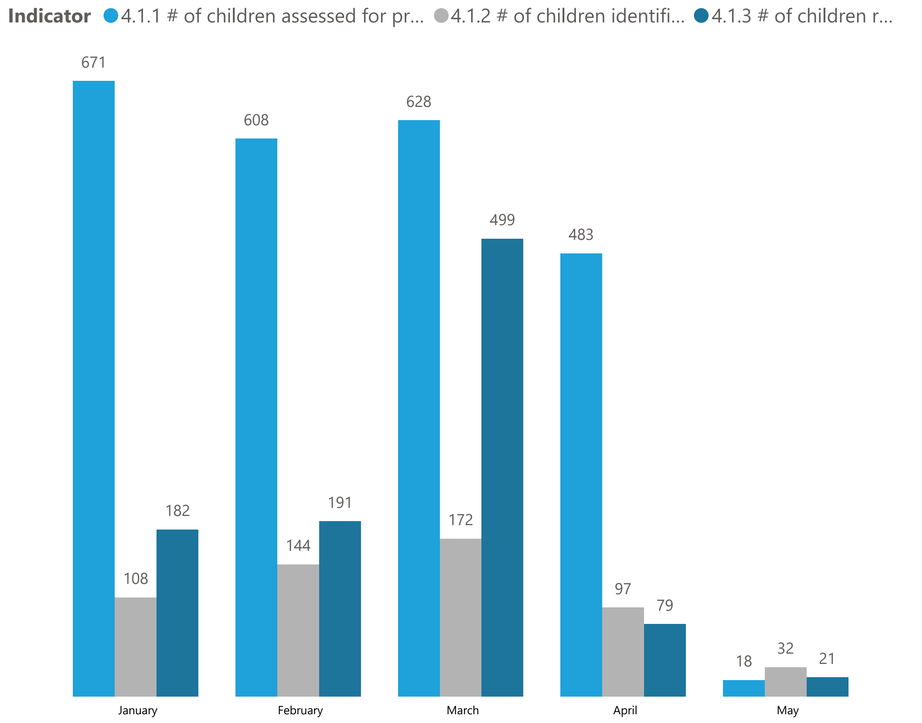

Location

All

Breakdown of Beneficiaries by Gender

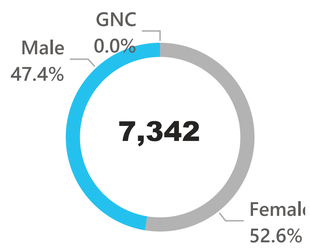

Breakdown of Beneficiaries by Nationality*

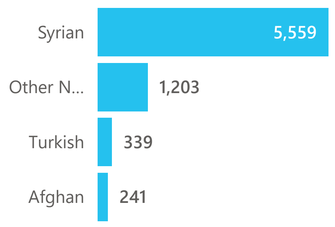

40
# of children assessed for protection needs

6,330
# of children identified to be at risk

972
4.1.3 # of children referred to specialised/multi-sectoral services

32
# of children participating in structured and sustained community based child protection programmes

251
# of children participating in structured, sustained child protection or psycho-social support programmes

281
# of individuals reached with positive parenting programmes

1,251
# of individuals reached through information campaigns and awareness-raising initiatives

Appeal
All

EQ Response Activity
All

Nationality
All

Reporting Agencies

ASAM	HRDF	STL	TRC	UNHCR	YSF

Supporting Agencies

UNHCR	UNICEF

Source: *PWG, ActivityInfo* *Feedback*: *IMTurkey@unhcr.org*

**The number of beneficiaries reached is calculated by summing indicators selected by the sectors; there may be duplications.*

Izmir AoR GBV Sub-Sector Achievements - 2025

as of May 2025

Inter-Agency Coordination Türkiye

# of Beneficiaries by Location

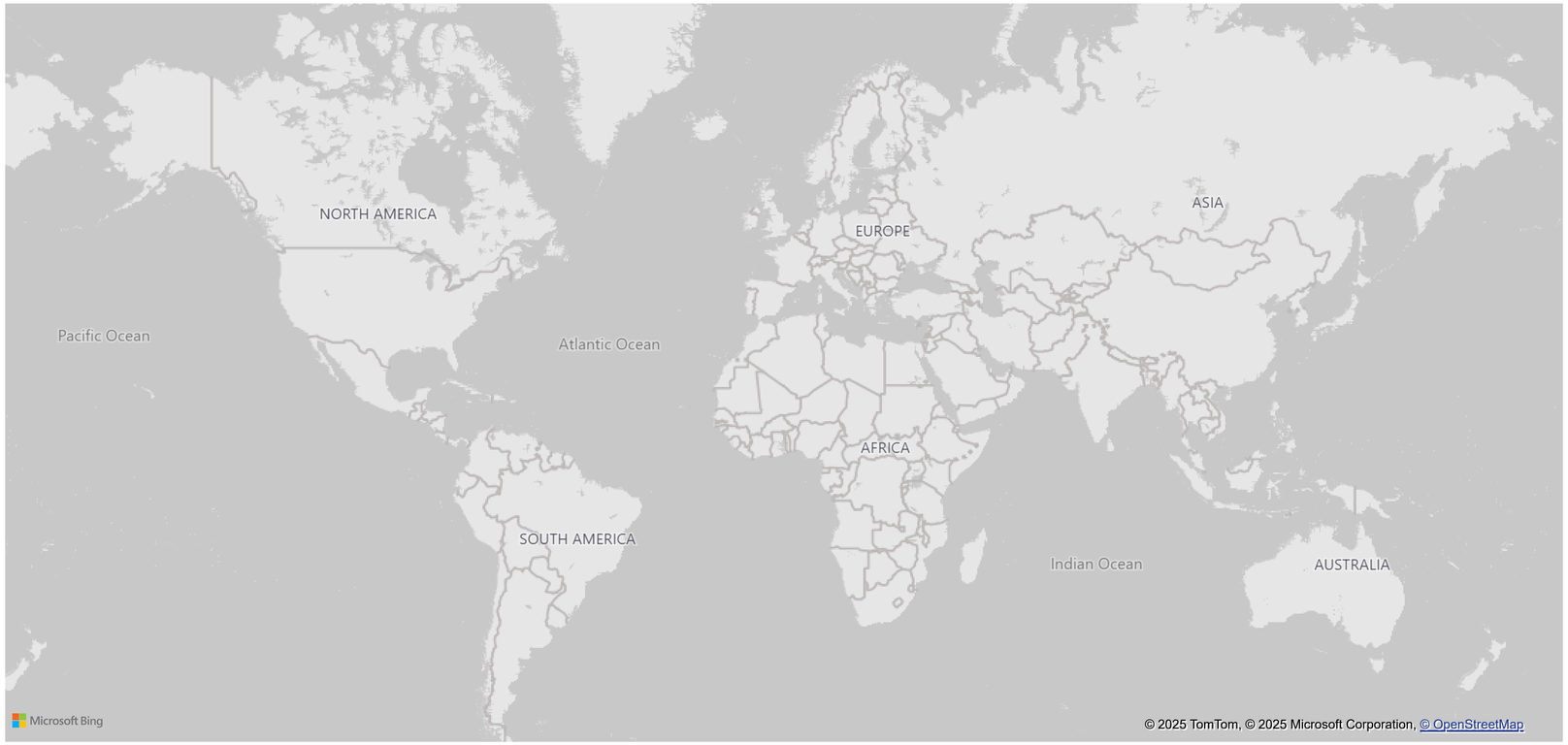

Individuals benefitting protection Services by Month

Location

All

Breakdown of Beneficiaries by Gender

Breakdown of Beneficiaries by Nationality*

(Blank)

Appeal

All

EQ Response Activity

All

Nationality

All

0	0	0	0
# of children assessed for protection needs	# of children identified to be at risk	4.1.3 # of children referred to specialised/multi-sectoral services	# of children participating in structured and sustained community based child protection programmes

0	0	0
# of children participating in structured, sustained child protection or psycho-social support programmes	# of individuals reached with positive parenting programmes	# of individuals reached through information campaigns and awareness-raising initiatives

Reporting Agencies

ASAM | HRDF | STL | TRC | UNFPA | UNHCR | YSF

Supporting Agencies

UNFPA | UNHCR | UNICEF

Source: *PWG, ActivityInfo* *Feedback*: *IMTurkey@unhcr.org*

**The number of beneficiaries reached is calculated by summing indicators selected by the sectors; there may be duplications.*

Izmir AoR Protection Sector Achievements - 2024

as of December 2024

Inter-Agency Coordination Türkiye

# of Beneficiaries by Location

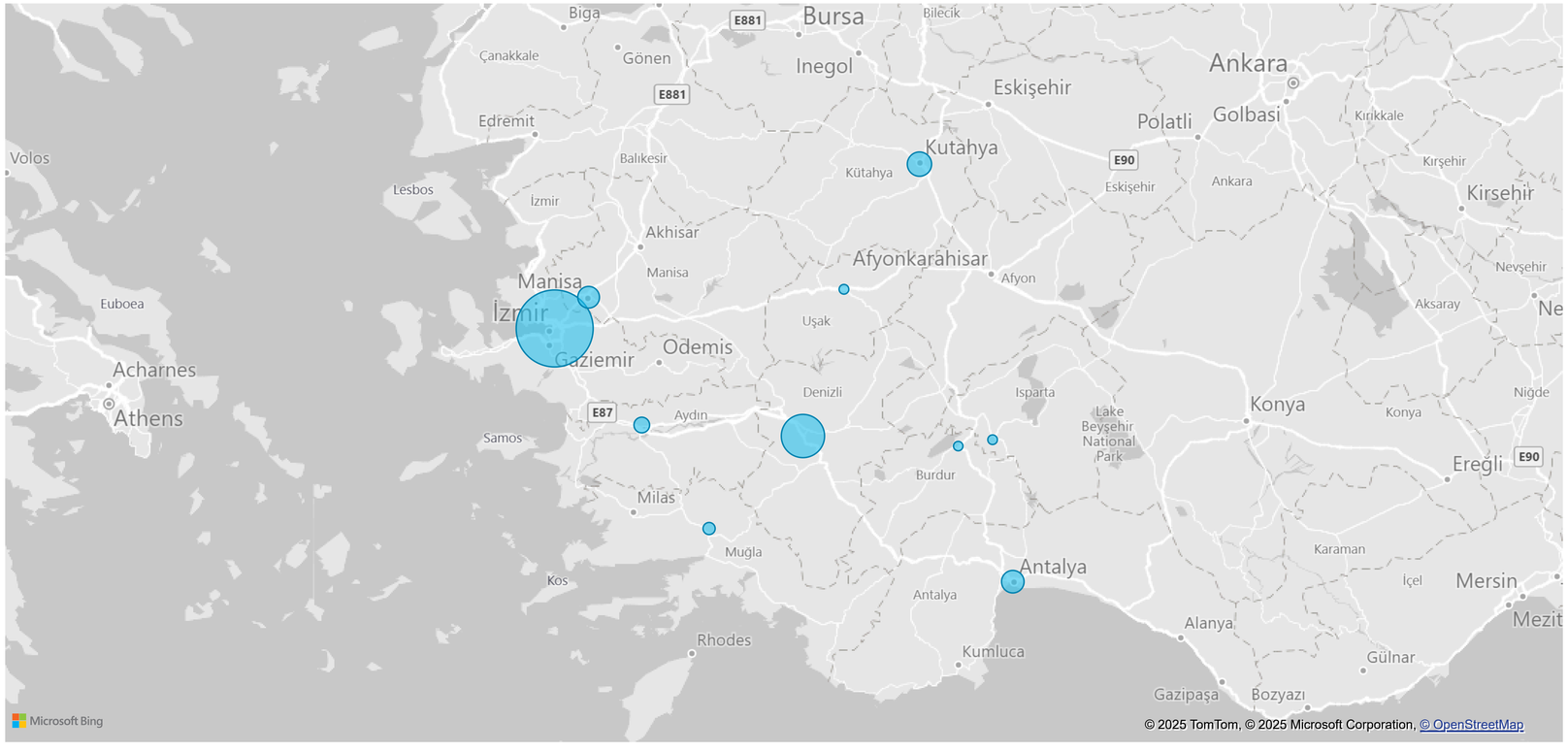

Individuals benefitting protection Services by Month

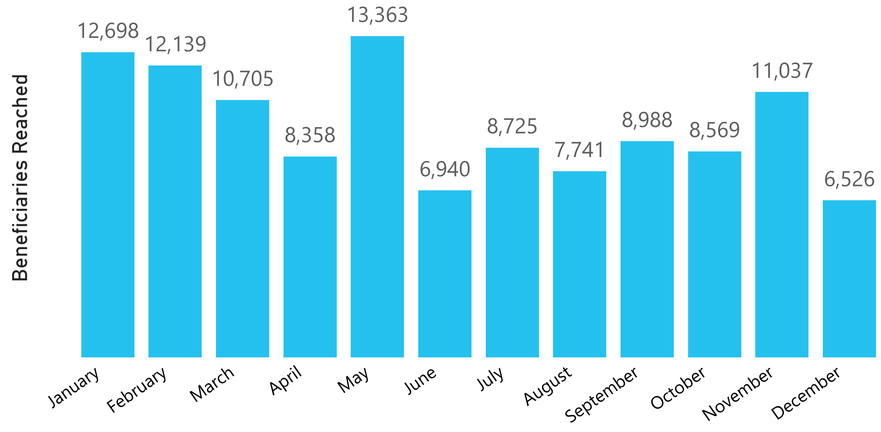

47,239
Number of individuals benefitting from protection activities

44,729
Number of individuals with specific needs/vulnerabilities assessed and identified with protection n

Location

All

Breakdown of Beneficiaries by Gender

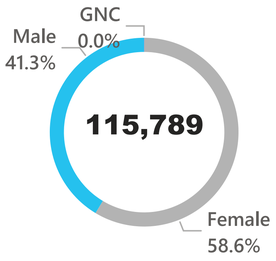

Breakdown of Beneficiaries by Nationality*

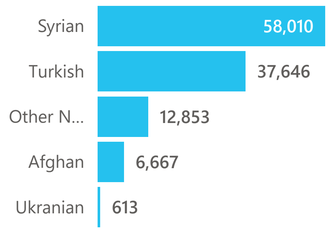

12,854
Number referrals (of individuals with protection needs) to specialized/multisectoral services

1,586
# of individual GBV survivors provided with GBV specific response services

3,989
# of individual GBV survivors and those at risk assessed

3,721
Number of individuals receiving cash/in-kind assistance to meet their protection needs

14,001
# of children assessed for protection needs

1,977
# of children participating in structured, sustained child protection or psycho-social support progr

7,683
# of individuals provided with individual legal support

959
# of individuals trained on international protection, rights, services and available assistance

Appeal: All

EQ Response Activity: All

Nationality: All

Reporting Agencies

ASA	ASAM	DDD	Eksi 25	HRDF	IOM	Izmir- Metropolitan ...	STL	TRC	UNFPA	UNHCR	YSF

Supporting Agencies

ASAM	Caritas Luxembourg	DWW	IOM	MDM	UNFPA	UNHCR	UNICEF

Source: PWG, ActivityInfo *Feedback: IMTurkey@unhcr.org*

**The number of beneficiaries reached is calculated by summing indicators selected by the sectors; there may be duplications.*

Izmir AoR Protection Sector Achievements - 2023

as of December 2023

Inter-Agency Coordination Türkiye

# of Beneficiaries by Location

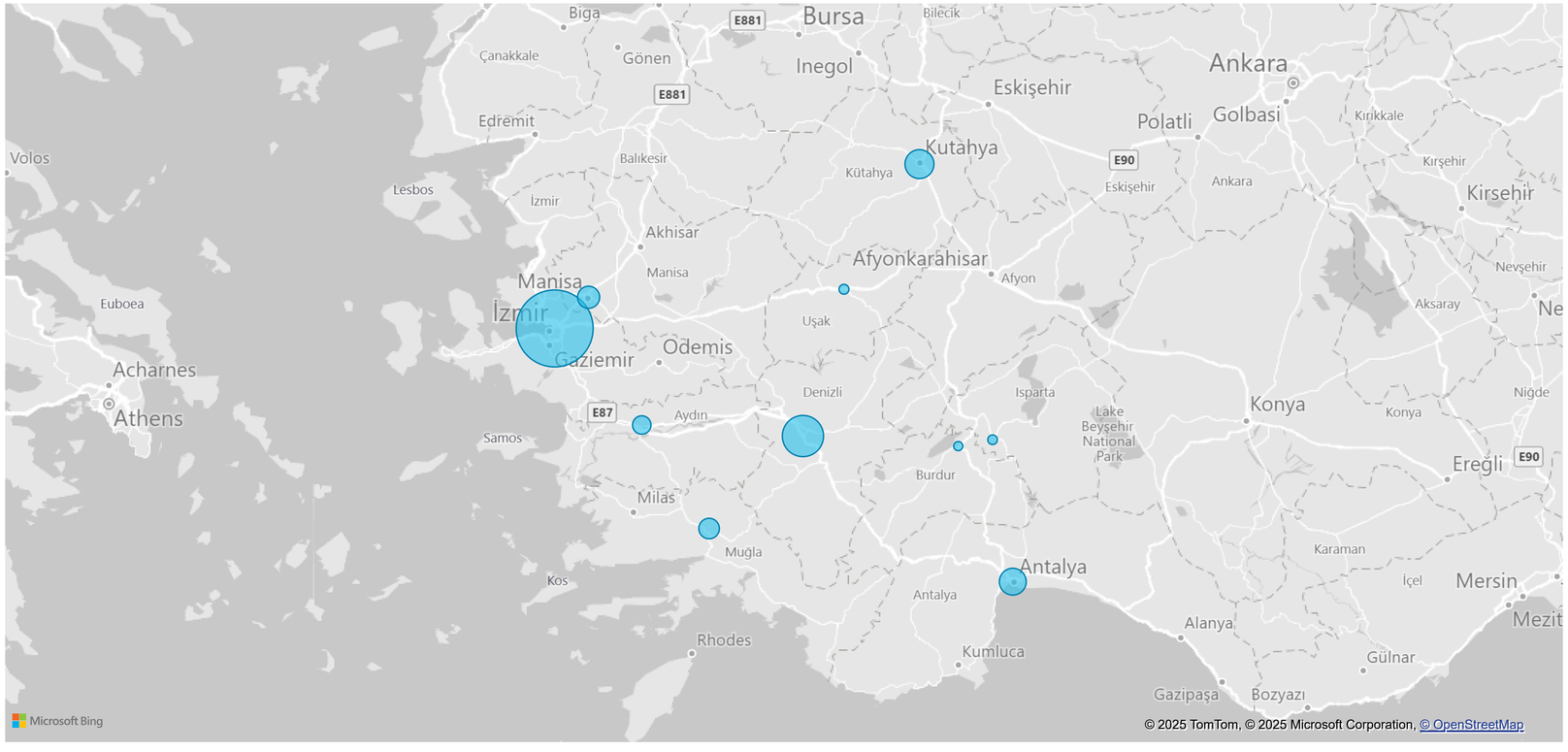

Individuals benefitting protection Services by Month

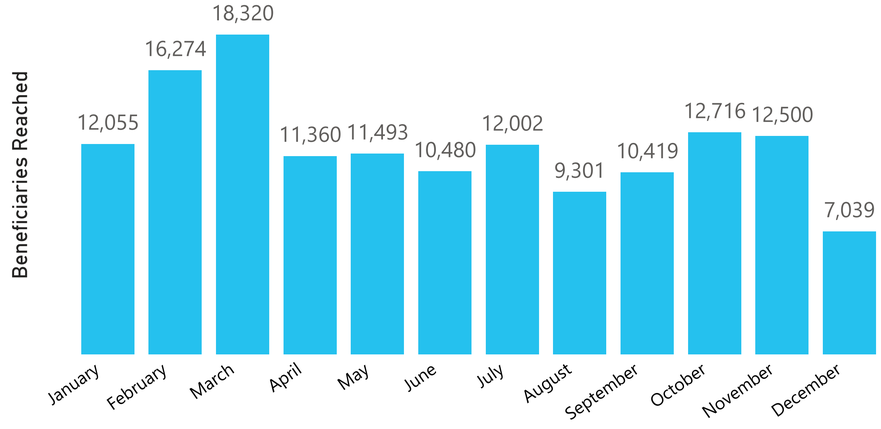

Location

All

Breakdown of Beneficiaries by Gender

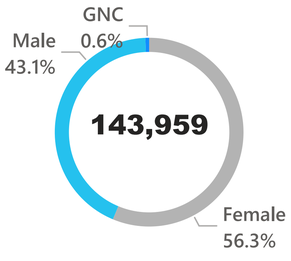

Breakdown of Beneficiaries by Nationality*

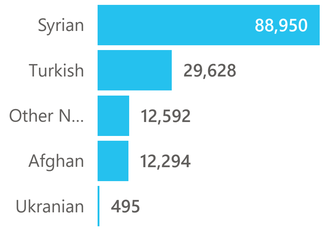

Appeal

All

EQ Response Activity

All

Nationality

All

82,046
Number of individuals benefitting from protection activities

61,402
Number of individuals with specific needs/vulnerabilities assessed and identified with protection n

24,065
Number referrals (of individuals with protection needs) to specialized/multisectoral services

1,869
# of individual GBV survivors provided with GBV specific response services

4,663
# of individual GBV survivors and those at risk assessed

9,923
Number of individuals receiving cash/in-kind assistance to meet their protection needs

23,030
# of children assessed for protection needs

5,693
# of children participating in structured, sustained child protection or psycho-social support progr

12,878
# of individuals provided with individual legal support

2,639
# of individuals trained on international protection, rights, services and available assistance

Reporting Agencies

ASA	ASAM	DDD	Eksi 25	HRDF	IOM	Izmir- Metrop...	Kaos GL	MUDEM	Multecilerle D...	STL	TRC	UNFPA	UNHCR	WHH	YSF

Supporting Agencies

ASAM	Bar Association	Caritas Luxembourg	Eksi 25	IOM	MDM	TİHV	UNFPA	UNHCR	UNICEF	UNWomen	WHH	WHO

Source: *PWG, ActivityInfo* *Feedback*: *IMTurkey@unhcr.org*

**The number of beneficiaries reached is calculated by summing indicators selected by the sectors; there may be duplications.*