Uganda Country Refugee Response Plan (UCRRP)
Critical Indicator Tracking Matrix - **Nyumanzi Reception Centre**

As of *13/06/2025 - 19/06/2025*

New arrivals

10,274
Arrivals since Jan 2025

415
Arrivals in the last reporting week

Occupancy

140%
The center is operating over capacity, accomodating a population of
1,404 compared to its capacity of
1,000 individuals

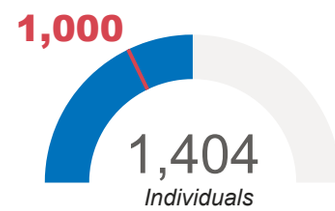

Daily new arrivals

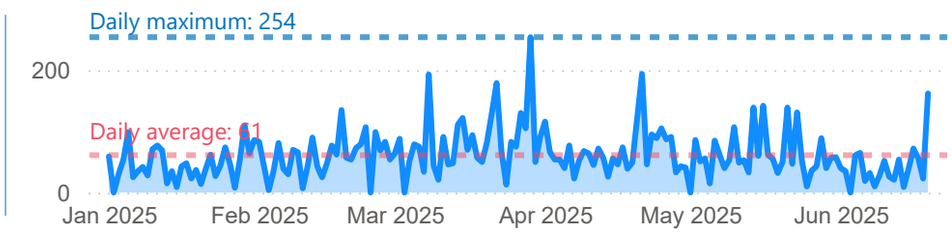

Sector	Indicator	Indicator Description / Standard	Target / Standard	Current status	What is being done - Comments	Status
Food	Food (Kilocalories/Person/Day)	2,100 kilo calories - The 2,100 kilocalories per person per day standard ensures basic energy and nutritional needs are met, typically provided through three balanced meals within the centres.	2,100	2,100	New arrivals at this reception centre are receiving 3 hot meals a day.	Gap: No
Health	% Of Arrivals Medically Screened	100 per cent	100	100	All individuals screened prior to registration. No outbreak detected.	Gap: No
	Crude Mortality Rate	1 death/10000/day	1	0	No death was reported during the week.	Gap: No
	Measles Vaccine Coverage Rate	100 per cent	95	100	170 children were vaccinated against measles. There are adequate vaccines, vaccine supplies and commodities available.	Gap: No
	Skilled Birth Attendance	100 per cent	100	0	No delivery was registered.	Gap: No
	Under Five Mortality Rate	2 deaths/10000/day	2	0	No death was reported during the week.	Gap: No
Nutrition	Global Acute Malnutrition	< 10%	10	13	45 (29 moderate & 16 severe) children were malnourished out of the 340 children screened for malnutrition during the bi-weekly mass nutrition screening at the reception centre. The GAM rate is 13.2% which is higher than the recommended standard of <10%. While for nutrition screening on arrival, GAM is at 17%.	Gap: Yes
	Severe Acute Malnutrition Rate	< 2%	2	5	SAM rate is at 2.9% among the children at the reception centre and 8% among new arrivals.	Gap: Yes
Protection	% Of Persons Individually Registered	100 per cent of the new arrivals should be registered in ProGres V4	100	44	Registration resumed last week and is progressing smoothly.	Gap: Yes
Shelter	Accomodation Space	3.5 SQM/person (Has holding capacity of 1,000 individuals)	1,000	1,404	The transit centre is at 140% operating capacity.	Gap: Yes
WASH	Bathing Facilities	One facility per 50 people	28	64	No gap	Gap: No
	Health Promoters Per Refugees	One for 500	3	6	No gap	Gap: No
	Latrine Coverage	One latrine stance for 20 persons	70	73	No gap	Gap: No
	Water Coverage	Min of 15 litres/person/day	15	26	No gap	Gap: No

Indicates that there's a gap *Indicates that there's no gap*

Uganda Country Refugee Response Plan (UCRRP)
Critical Indicator Tracking Matrix - **Nyakabande Transit Centre**

As of *13/06/2025 - 19/06/2025*

New arrivals

41,323
Arrivals since Jan 2025

272
Arrivals in the last reporting week

Occupancy

13%
The center is operating within capacity, accomodating a population of
190 compared to its capacity of
1,420 individuals

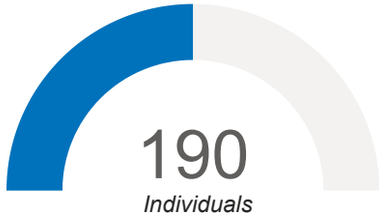

Daily new arrivals

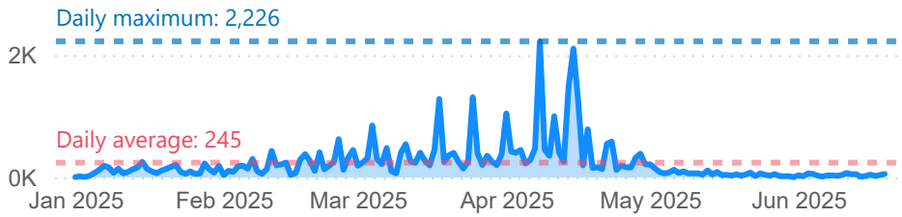

Sector	Indicator	Indicator Description / Standard	Target / Standard	Current status	What is being done - Comments	Status
Food	Food (Kilocalories/Person/Day)	2,100 kilo calories - The 2,100 kilocalories per person per day standard ensures basic energy and nutritional needs are met, typically provided through three balanced meals within the centres.	2,100	2,100	New arrivals at this transit centre are receiving 3 hot meals a day.	Gap
Health	% Of Arrivals Medically Screened	100 per cent	100	100	All individuals screened prior to registration. No disease outbreak was reported.	No gap
	Crude Mortality Rate	1 death/10000/day	1	0	No death was reported this week.	No gap
	Measles Vaccine Coverage Rate	100 per cent	95	100	98 children were vaccinated against measles. There are adequate vaccines, vaccine supplies and commodities available.	No gap
	Skilled Birth Attendance	100 per cent	100	0	No emergency delivery was conducted within the week.	No gap
	Under Five Mortality Rate	2 deaths/10000/day	2	0	No death was registered among children under 5 years during the week.	No gap
Nutrition	Global Acute Malnutrition	< 10%	10	13	GAM is 12.8% among children in the reception centre with 21 (17 moderate and 4 severe) malnourished children identified out of 164 children screened. No malnourished child was found among the 38 children screened on arrival.	Gap
	Severe Acute Malnutrition Rate	< 2%	2	2	SAM is at 2.4% among children in the reception centre follwoing the bi-weekly nutrition screening.	Gap
Protection	% Of Persons Individually Registered	100 per cent of the new arrivals should be registered in ProGres V4	100	88	Registration activities are progressing smoothly.	Gap
Shelter	Accomodation Space	3.5 SQM/person (Has holding capacity of 1,420 individuals)	1,420	190	The transit centre is within capacity.	No gap
WASH	Bathing Facilities	One facility per 50 people	4	23	No gap	No gap
	Health Promoters Per Refugees	One for 500	1	7	No gap	No gap
	Latrine Coverage	One latrine stance for 20 persons	10	95	No gap	No gap
	Water Coverage	Min of 15 litres/person/day	15	116	No gap	No gap

Indicates that there's a gap *Indicates that there's no gap*

Indicator data: OPM, partners, UNHCR **Author:** UNHCR Representation in Uganda **Feedback:** ugakaimug@unhcr.org **For more info, please visit:** www.ugandarefugees.org

Uganda Country Refugee Response Plan (UCRRP)
Critical Indicator Tracking Matrix - **Matanda Transit Centre**

As of *13/06/2025 - 19/06/2025*

New arrivals

16,108
Arrivals since Jan 2025

27
Arrivals in the last reporting week

Occupancy

13%
The center is operating within capacity, accomodating a population of
117 compared to its capacity of
900 individuals

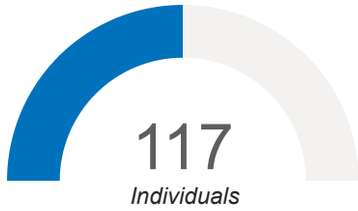

Daily new arrivals

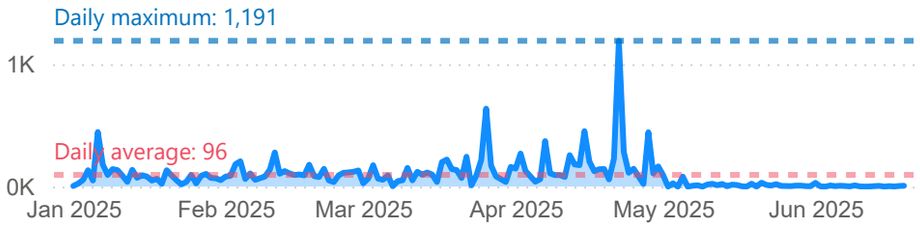

Sector	Indicator	Indicator Description / Standard	Target / Standard	Current status	What is being done - Comments	Status
Food	Food (Kilocalories/Person/Day)	2,100 kilo calories - The 2,100 kilocalories per person per day standard ensures basic energy and nutritional needs are met, typically provided through three balanced meals within the centres.	2,100	2,100	New arrivals at this transit centre are receiving 3 hot meals a day.	
Health	% Of Arrivals Medically Screened	100 per cent	100	100	All individuals screened prior to registration. No measles case has been registered in the past three weeks with a cumulative total of 40 cases so far.	
	Crude Mortality Rate	1 death/10000/day	1	0	No death was reported during the week.	
	Measles Vaccine Coverage Rate	100 per cent	95	100	7 children were vaccinated against measles. There are adequate vaccines, vaccine supplies and commodities available.	
	Skilled Birth Attendance	100 per cent	100		No delivery was registered during the reporting period.	
	Under Five Mortality Rate	2 deaths/10000/day	2	0	No death of children under 5 years was reported during the week.	
Nutrition	Global Acute Malnutrition	< 10%	10	10	GAM is 10.5% among children in the reception centre with 4 moderately malnourished children identified out of 38 children screened.	
	Severe Acute Malnutrition Rate	< 2%	2	0	No SAM case registered among the children screened.	
Protection	% Of Persons Individually Registered	100 per cent of the new arrivals should be registered in ProGres V4	100	14	Registration activities are progressing smoothly despite the on-going influx.	
Shelter	Accomodation Space	3.5 SQM/person (Has holding capacity of 900 individuals)	900	117	The transit centre is within capacity.	
WASH	Bathing Facilities	One facility per 50 people	2	25	No gap	
	Health Promoters Per Refugees	One for 500	1	2	No gap	
	Latrine Coverage	One latrine stance for 20 persons	6	25	No gap	
	Water Coverage	Min of 15 litres/person/day	15	342	No gap	

Indicates that there's a gap *Indicates that there's no gap*

Uganda Country Refugee Response Plan (UCRRP)
Critical Indicator Tracking Matrix - **Kiryandongo Reception Centre**

As of *13/06/2025 - 19/06/2025*

New arrivals

15,033
Arrivals since Jan 2025

630
Arrivals in the last reporting week

Occupancy

238%
The center is operating over capacity, accomodating a population of
1,240 compared to its capacity of
521 individuals

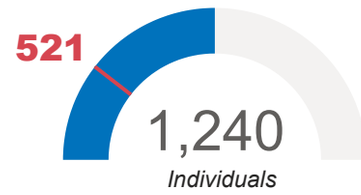

Daily new arrivals

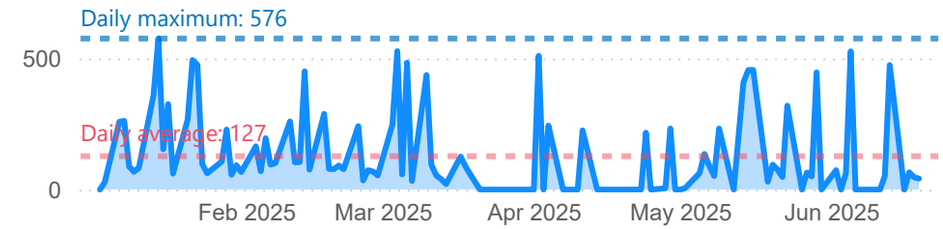

Sector	Indicator	Indicator Description / Standard	Target / Standard	Current status	What is being done - Comments	Status
Food	Food (Kilocalories/Person/Day)	2,100 kilo calories - The 2,100 kilocalories per person per day standard ensures basic energy and nutritional needs are met, typically provided through three balanced meals within the centres.	2,100	2,100	New arrivals at this reception centre are receiving 3 hot meals a day.	
Nutrition	Global Acute Malnutrition	< 10%	10	30	GAM is 29.7% among children in the reception centre with 27 (22 moderate and 5 severe) malnourished children identified out of 91 children screened.	
	Severe Acute Malnutrition Rate	< 2%	2	6	SAM is at 5.5% among children in the reception centre out of the 91 children screened.	
Protection	% Of Persons Individually Registered	100 per cent of the new arrivals should be registered in ProGres V4	100	57	Registration actvities are progressing smoothly with minimal gaps.	
Shelter	Accomodation Space	3.5 SQM/person (Has holding capacity of 521 individuals)	521	1,240	The transit centre is at 238% occupancy capacity.	
WASH	Bathing Facilities	One facility per 50 people	25	33	No gap	
	Health Promoters Per Refugees	One for 500	2	2	No gap	
	Latrine Coverage	One latrine stance for 20 persons	62	26	There's a gap of 36 latrine stances.	
	Water Coverage	Min of 15 litres/person/day	15	24	No gap	

Note: *Health indicators are screened at the transit centres and therefore not repeated at the reception centre.*

Indicates that there's a gap *Indicates that there's no gap*

Uganda Country Refugee Response Plan (UCRRP)
Critical Indicator Tracking Matrix - **Lokung Collection Point**

As of *13/06/2025 - 19/06/2025*

New arrivals

6,401
Arrivals since Jan 2025

268
Arrivals in the last reporting week

Occupancy

156%
The center is operating over capacity, accomodating a population of
669 compared to its capacity of
430 individuals

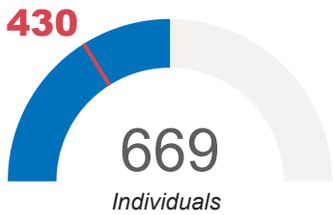

Daily new arrivals

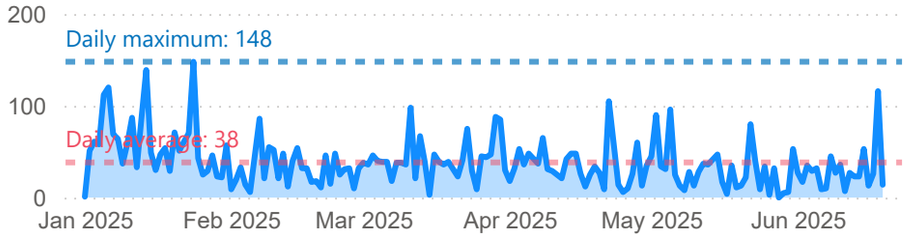

Sector	Indicator	Indicator Description / Standard	Target / Standard	Current status	What is being done - Comments	Status
Food	Food (Kilocalories/Person/Day)	2,100 kilo calories - The 2,100 kilocalories per person per day standard ensures basic energy and nutritional needs are met, typically provided through three balanced meals within the centres.	2,100	2,100	New arrivals at this reception centre are receiving 3 hot meals a day.	
Health	% Of Arrivals Medically Screened	100 per cent	100	100	All individuals screened prior to registration. No outbreak detected.	
	Crude Mortality Rate	1 death/10000/day	1	0	No death was reported during the week.	
	Measles Vaccine Coverage Rate	100 per cent	95	100	131 children were vaccinated against measles. There are adequate vaccines, vaccine supplies and commodities available.	
	Skilled Birth Attendance	100 per cent	100	0	No delivery was registered.	
	Under Five Mortality Rate	2 deaths/10000/day	2	0	No death was reported during the week.	
Nutrition	Global Acute Malnutrition	< 10%	10	18	GAM is 17.8% among children in the reception centre with 13 (9 moderate and 4 severe) malnourished children identified out of 78 children screened. 5 malnourished children was registered among the 59 children screened on arrival.	
	Severe Acute Malnutrition Rate	< 2%	2	6	SAM is at 6.3% among children in the reception centre follwoing the bi-weekly nutrition screening. 1 SAM cases registered among new arrivals.	
Protection	% Of Persons Individually Registered	100 per cent of the new arrivals should be registered in ProGres V4	100	59	Registration activities are progressing smoothly.	
Shelter	Accomodation Space	3.5 SQM/person (Has holding capacity of 430 individuals)	430	669	The transit centre is at 156% occupancy capacity.	
WASH	Bathing Facilities	One facility per 50 people	13	112	No gap	
	Health Promoters Per Refugees	One for 500	1	4	No gap	
	Latrine Coverage	One latrine stance for 20 persons	33	89	No gap	
	Water Coverage	Min of 15 litres/person/day	15	15	No gap	

Indicates that there's a gap *Indicates that there's no gap*

Indicator data: OPM, partners, UNHCR **Author:** UNHCR Representation in Uganda **Feedback:** ugakaimug@unhcr.org **For more info, please visit:** www.ugandarefugees.org

Uganda Country Refugee Response Plan (UCRRP)
Critical Indicator Tracking Matrix - **Bubukwanga Transit Centre**

As of *13/06/2025 - 19/06/2025*

New arrivals

2,177
Arrivals since Jan 2025

37
Arrivals in the last reporting week

Occupancy

33%
The center is operating within capacity, accomodating a population of
212 compared to its capacity of
650 individuals

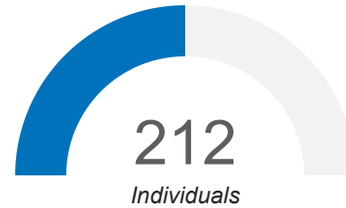

Daily new arrivals

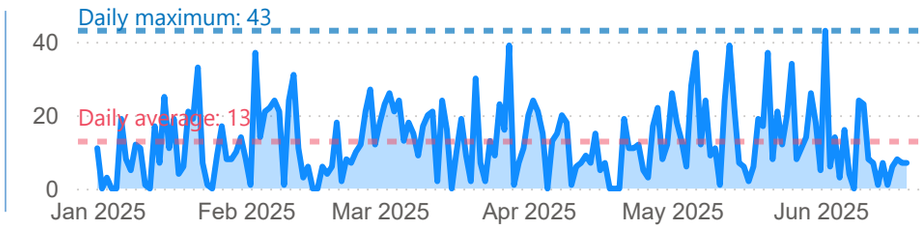

Sector	Indicator	Indicator Description / Standard	Target / Standard	Current status	What is being done - Comments	Status
Food	Food (Kilocalories/Person/Day)	2,100 kilo calories - The 2,100 kilocalories per person per day standard ensures basic energy and nutritional needs are met, typically provided through three balanced meals within the centres.	2,100	2,100	New arrivals at this reception centre are receiving 3 hot meals a day.	●
Health	% Of Arrivals Medically Screened	100 per cent	100	100	All individuals screened prior to registration. No outbreak detected.	●
	Crude Mortality Rate	1 death/10000/day	1	0	No death was reported during the week.	●
	Measles Vaccine Coverage Rate	100 per cent	95	100	9 children were vaccinated against measles. There are adequate vaccines, vaccine supplies and commodities available.	●
	Skilled Birth Attendance	100 per cent	100	0	No delivery was conducted during the week.	●
	Under Five Mortality Rate	2 deaths/10000/day	2	0	No death was reported during the week.	●
Nutrition	Global Acute Malnutrition	< 10%	10	0	No child was found to be malnourished among the 10 children screened for malnutrition among new arrivals.	●
	Severe Acute Malnutrition Rate	< 2%	2	0	No child was found to be malnourished among the 10 children screened for malnutrition among new arrivals.	●
Protection	% Of Persons Individually Registered	100 per cent of the new arrivals should be registered in ProGres V4	100	50	Registration actvities are progressing smoothly.	●
Shelter	Accomodation Space	3.5 SQM/person (Has holding capacity of 650 individuals)	650	212	The transit centre is within capacity.	●
WASH	Bathing Facilities	One facility per 50 people	4	25	No gap	●
	Health Promoters Per Refugees	One for 500	1	4	No gap	●
	Latrine Coverage	One latrine stance for 20 persons	11	25	No gap	●
	Water Coverage	Min of 15 litres/person/day	15	127	No gap	●

● *Indicates that there's a gap* ● *Indicates that there's no gap*

Indicator data: OPM, partners, UNHCR **Author:** UNHCR Representation in Uganda **Feedback:** ugakaimug@unhcr.org **For more info, please visit:** www.ugandarefugees.org

Uganda Country Refugee Response Plan (UCRRP)
Critical Indicator Tracking Matrix - **Kabazana Reception Centre**

As of *13/06/2025 - 19/06/2025*

New arrivals

52,501
Arrivals since Jan 2025

330
Arrivals in the last reporting week

Occupancy

129%
The center is operating over capacity, accomodating a population of
1,931 compared to its capacity of
1,500 individuals

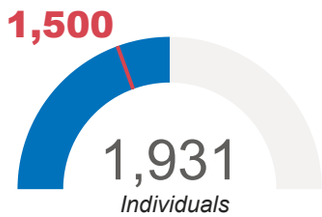

Daily new arrivals

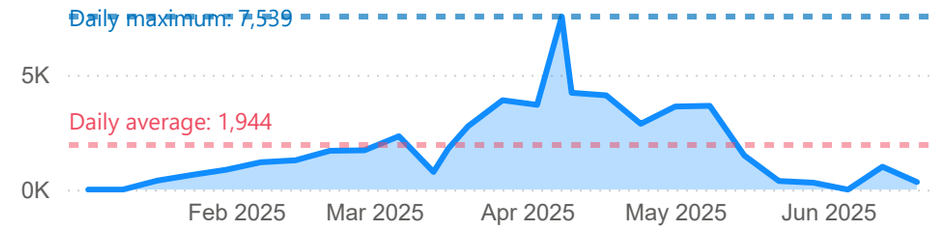

Sector	Indicator	Indicator Description / Standard	Target / Standard	Current status	What is being done - Comments	Status
Food	Food (Kilocalories/Person/Day)	2,100 kilo calories - The 2,100 kilocalories per person per day standard ensures basic energy and nutritional needs are met, typically provided through three balanced meals within the centres.	2,100	2,100	New arrivals at this reception centre are receiving 3 hot meals a day.	
Nutrition	Global Acute Malnutrition	< 10%	10	15	GAM is 14.6% among children in the reception centre with 45 (38 moderate and 7 severe) malnourished children identified out of 308 children screened.	
	Severe Acute Malnutrition Rate	< 2%	2	2	SAM is at 2.3% among children in the reception centre out of the 308 children screened.	
Protection	% Of Persons Individually Registered	100 per cent of the new arrivals should be registered in ProGres V4	100	100	Arrivals relocated to Kabazana have already been registered.	
Shelter	Accomodation Space	3.5 SQM/person (Has holding capacity of 1,500 individuals)	1,500	1,931	The transit centre is at 129% occupancy capacity.	
WASH	Bathing Facilities	One facility per 50 people	39	62	No gap	
	Health Promoters Per Refugees	One for 500	4	201	No gap	
	Latrine Coverage	One latrine stance for 20 persons	97	36	There's a gap of 61 latrine stances.	
	Water Coverage	Min of 15 litres/person/day	15	9	There's a gap of 11,586 litres of water.	

Note: *Health indicators are screened at the transit centres and therefore not repeated at the reception centre.*

Indicates that there's a gap *Indicates that there's no gap*

Uganda Country Refugee Response Plan (UCRRP)
Critical Indicator Tracking Matrix - **Kagoma Reception Centre**

As of *13/06/2025 - 19/06/2025*

New arrivals

3,825
Arrivals since Jan 2025

13
Arrivals in the last reporting week

Occupancy

38%
The center is operating within capacity, accomodating a population of
467 compared to its capacity of
1,230 individuals

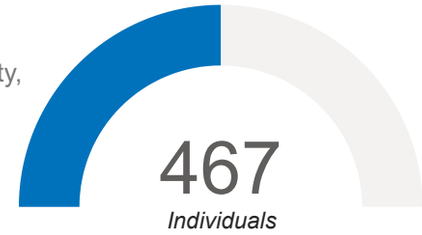

Daily new arrivals

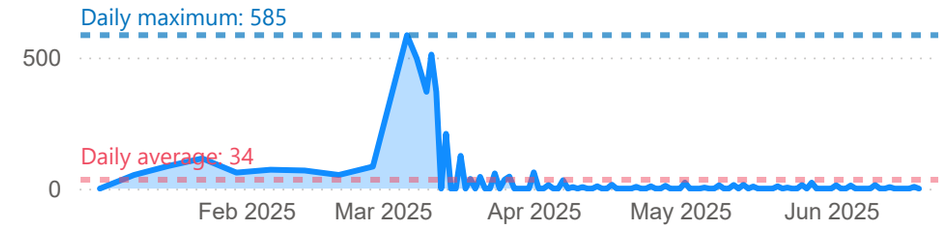

Sector	Indicator	Indicator Description / Standard	Target / Standard	Current status	What is being done - Comments	Status
Food	Food (Kilocalories/Person/Day)	2,100 kilo calories - The 2,100 kilocalories per person per day standard ensures basic energy and nutritional needs are met, typically provided through three balanced meals within the centres.	2,100	2,100	New arrivals at this reception centre are receiving 3 hot meals a day.	
Nutrition	Global Acute Malnutrition	< 10%	10	5	GAM is 4.7% among children in the recption centre with 2 moderately malnourished children identified out of 42 children screened. No malnourished child was registered among those screened on arrival in the reporting week.	
	Severe Acute Malnutrition Rate	< 2%	2	0	No SAM cases registered.	
Protection	% Of Persons Individually Registered	100 per cent of the new arrivals should be registered in ProGres V4	100	2	Registration of arrivals resumed in this reporting week and it's slowly gaining momentum.	
Shelter	Accomodation Space	3.5 SQM/person (Has holding capacity of 1,230 individuals)	1,230	467	The transit centre is within capacity.	
WASH	Bathing Facilities	One facility per 50 people	9	29	No gap	
	Health Promoters Per Refugees	One for 500	1	4	No gap	
	Latrine Coverage	One latrine stance for 20 persons	23	54	No gap	
	Water Coverage	Min of 15 litres/person/day	15	91	No gap	

Note: *Health indicators are screened at the transit centres and therefore not repeated at the reception centre.*

Indicates that there's a gap *Indicates that there's no gap*