Uganda Country Refugee Response Plan (UCRRP)
Critical Indicator Tracking Matrix - **Nyumanzi Reception Centre**

As of *20/06/2025 - 26/06/2025*

New arrivals

10,595
Arrivals since Jan 2025

321
Arrivals in the last reporting week

Occupancy

118%
The center is operating over capacity, accomodating a population of
1,176 compared to its capacity of
1,000 individuals

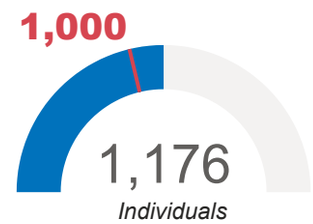

Daily new arrivals

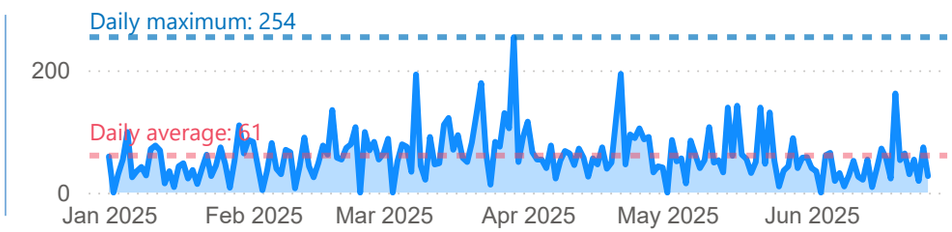

Sector	Indicator	Indicator Description / Standard	Target / Standard	Current status	What is being done - Comments	Status
Food	Food (Kilocalories/Person/Day)	2,100 kilo calories - The 2,100 kilocalories per person per day standard ensures basic energy and nutritional needs are met, typically provided through three balanced meals within the centres.	2,100	2,100	New arrivals at this reception centre are receiving 3 hot meals a day.	
Health	% Of Arrivals Medically Screened	100 per cent	100	100	All individuals screened prior to registration. No outbreak detected.	
	Crude Mortality Rate	1 death/10000/day	1	0	No death was reported during the week.	
	Measles Vaccine Coverage Rate	100 per cent	95	100	170 children were vaccinated against measles. There are adequate vaccines, vaccine supplies and commodities available.	
	Skilled Birth Attendance	100 per cent	100	0	No delivery was registered.	
	Under Five Mortality Rate	2 deaths/10000/day	2	0	No death was reported during the week.	
Nutrition	Global Acute Malnutrition	< 10%	10	13	37(27 moderate & 10 severe) children were malnourished out of the 282 children screened for malnutrition during the bi-weekly mass nutrition screening at the reception centre. The GAM rate is 13.1% which is higher than the recommended standard of <10%. While for nutrition screening on arrival, GAM is at 17%.	
	Severe Acute Malnutrition Rate	< 2%	2	4	SAM rate is at 3.5% among the children at the reception centre and 8% among new arrivals.	
Protection	% Of Persons Individually Registered	100 per cent of the new arrivals should be registered in ProGres V4	100	35	Registration resumed last week and is progressing smoothly.	
Shelter	Accomodation Space	3.5 SQM/person (Has holding capacity of 1,000 individuals)	1,000	1,176	The transit centre is at 118% operating capacity.	
WASH	Bathing Facilities	One facility per 50 people	24	64	No gap	
	Health Promoters Per Refugees	One for 500	2	6	No gap	
	Latrine Coverage	One latrine stance for 20 persons	59	73	No gap	
	Water Coverage	Min of 15 litres/person/day	15	31	No gap	

Indicates that there's a gap *Indicates that there's no gap*

Indicator data: OPM, partners, UNHCR **Author:** UNHCR Representation in Uganda **Feedback:** ugakaimug@unhcr.org **For more info, please visit:** www.ugandarefugees.org

Uganda Country Refugee Response Plan (UCRRP)
Critical Indicator Tracking Matrix - **Nyakabande Transit Centre**

As of *20/06/2025 - 26/06/2025*

New arrivals

42,416
Arrivals since Jan 2025

195
Arrivals in the last reporting week

Occupancy

25%
The center is operating within capacity, accomodating a population of
359 compared to its capacity of
1,420 individuals

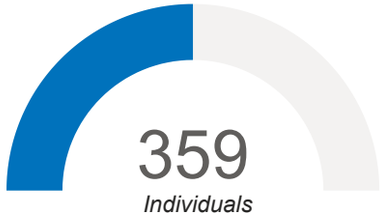

Daily new arrivals

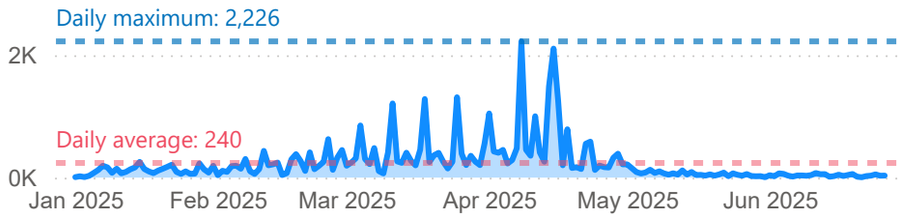

Sector	Indicator	Indicator Description / Standard	Target / Standard	Current status	What is being done - Comments	Status
Food	Food (Kilocalories/Person/Day)	2,100 kilo calories - The 2,100 kilocalories per person per day standard ensures basic energy and nutritional needs are met, typically provided through three balanced meals within the centres.	2,100	2,100	New arrivals at this transit centre are receiving 3 hot meals a day.	Gap: No
Health	% Of Arrivals Medically Screened	100 per cent	100	100	All individuals screened prior to registration. No disease outbreak was reported.	Gap: No
	Crude Mortality Rate	1 death/10000/day	1	0	No death was reported this week.	Gap: No
	Measles Vaccine Coverage Rate	100 per cent	95	100	79 children were vaccinated against measles. There are adequate vaccines, vaccine supplies and commodities available.	Gap: No
	Skilled Birth Attendance	100 per cent	100	0	No emergency delivery was conducted within the week.	Gap: No
	Under Five Mortality Rate	2 deaths/10000/day	2	0	No death was registered among children under 5 years during the week.	Gap: No
Nutrition	Global Acute Malnutrition	< 10%	10	12	GAM is 11.5% among children in the reception centre with 3 (3 moderate and 0 severe) malnourished children identified out of 26 children screened. 2 children were found to be moderately malnourished among the 35 children screened on arrival.	Gap: Yes
	Severe Acute Malnutrition Rate	< 2%	2	0	SAM is at 0% among children in the reception centre follwoing the bi-weekly nutrition screening.	Gap: No
Protection	% Of Persons Individually Registered	100 per cent of the new arrivals should be registered in ProGres V4	100	62	Registration activities are progressing smoothly.	Gap: Yes
Shelter	Accomodation Space	3.5 SQM/person (Has holding capacity of 1,420 individuals)	1,420	359	The transit centre is within capacity.	Gap: No
WASH	Bathing Facilities	One facility per 50 people	7	23	No gap	Gap: No
	Health Promoters Per Refugees	One for 500	1	7	No gap	Gap: No
	Latrine Coverage	One latrine stance for 20 persons	18	95	No gap	Gap: No
	Water Coverage	Min of 15 litres/person/day	15	61	No gap	Gap: No

Indicates that there's a gap *Indicates that there's no gap*

Indicator data: OPM, partners, UNHCR **Author:** UNHCR Representation in Uganda **Feedback:** ugakaimug@unhcr.org **For more info, please visit:** www.ugandarefugees.org

Uganda Country Refugee Response Plan (UCRRP)
Critical Indicator Tracking Matrix - **Matanda Transit Centre**

As of *20/06/2025 - 26/06/2025*

New arrivals

16,509
Arrivals since Jan 2025

15
Arrivals in the last reporting week

Occupancy

15%
The center is operating within capacity, accomodating a population of
132 compared to its capacity of
900 individuals

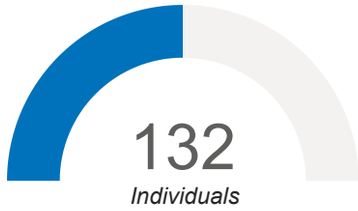

Daily new arrivals

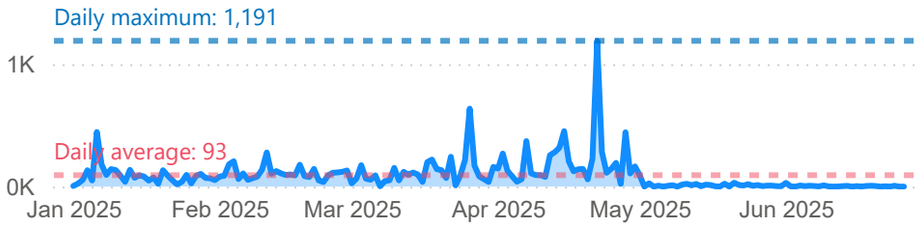

Sector	Indicator	Indicator Description / Standard	Target / Standard	Current status	What is being done - Comments	Status
Food	Food (Kilocalories/Person/Day)	2,100 kilo calories - The 2,100 kilocalories per person per day standard ensures basic energy and nutritional needs are met, typically provided through three balanced meals within the centres.	2,100	2,100	New arrivals at this transit centre are receiving 3 hot meals a day.	Indicates that there's no gap
Health	% Of Arrivals Medically Screened	100 per cent	100	100	All individuals screened prior to registration. No measles case has been registered in the past three weeks with a cumulative total of 40 cases so far.	Indicates that there's no gap
	Crude Mortality Rate	1 death/10000/day	1	0	No death was reported during the week.	Indicates that there's no gap
	Measles Vaccine Coverage Rate	100 per cent	95	100	14 children were vaccinated against measles. There are adequate vaccines, vaccine supplies and commodities available.	Indicates that there's no gap
	Skilled Birth Attendance	100 per cent	100		No delivery was registered during the reporting period.	Indicates that there's no gap
	Under Five Mortality Rate	2 deaths/10000/day	2	0	No death of children under 5 years was reported during the week.	Indicates that there's no gap
Nutrition	Global Acute Malnutrition	< 10%	10	10	GAM is 10.5% among children in the reception centre with 4 moderately malnourished children identified out of 38 children screened.	Indicates that there's a gap
	Severe Acute Malnutrition Rate	< 2%	2	0	No SAM case registered among the children screened.	Indicates that there's no gap
Protection	% Of Persons Individually Registered	100 per cent of the new arrivals should be registered in ProGres V4	100	15	Registration activities are progressing smoothly.	Indicates that there's a gap
Shelter	Accomodation Space	3.5 SQM/person (Has holding capacity of 900 individuals)	900	132	The transit centre is within capacity.	Indicates that there's no gap
WASH	Bathing Facilities	One facility per 50 people	3	25	No gap	Indicates that there's no gap
	Health Promoters Per Refugees	One for 500	1	2	No gap	Indicates that there's no gap
	Latrine Coverage	One latrine stance for 20 persons	7	25	No gap	Indicates that there's no gap
	Water Coverage	Min of 15 litres/person/day	15	303	No gap	Indicates that there's no gap

Indicates that there's a gap *Indicates that there's no gap*

Uganda Country Refugee Response Plan (UCRRP)
Critical Indicator Tracking Matrix - **Kiryandongo Reception Centre**

As of *20/06/2025 - 26/06/2025*

New arrivals

15,675
Arrivals since Jan 2025

642
Arrivals in the last reporting week

Occupancy

283%
The center is operating over capacity, accomodating a population of
1,473 compared to its capacity of
521 individuals

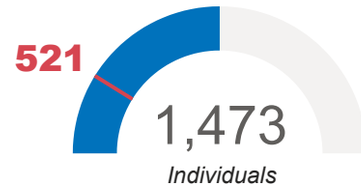

Daily new arrivals

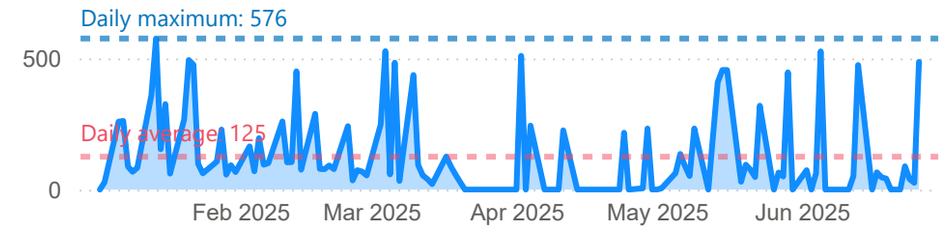

Sector	Indicator	Indicator Description / Standard	Target / Standard	Current status	What is being done - Comments	Status
Food	Food (Kilocalories/Person/Day)	2,100 kilo calories - The 2,100 kilocalories per person per day standard ensures basic energy and nutritional needs are met, typically provided through three balanced meals within the centres.	2,100	2,100	New arrivals at this reception centre are receiving 3 hot meals a day.	
Nutrition	Global Acute Malnutrition	< 10%	10	30	GAM is 29.7% among children in the reception centre with 27 (22 moderate and 5 severe) malnourished children identified out of 91 children screened.	
	Severe Acute Malnutrition Rate	< 2%	2	6	SAM is at 5.5% among children in the reception centre out of the 91 children screened.	
Protection	% Of Persons Individually Registered	100 per cent of the new arrivals should be registered in ProGres V4	100	75	Registration actvities are progressing smoothly with minimal gaps.	
Shelter	Accomodation Space	3.5 SQM/person (Has holding capacity of 521 individuals)	521	1,473	The transit centre is at 283% occupancy capacity.	
WASH	Bathing Facilities	One facility per 50 people	29	33	No gap	
	Health Promoters Per Refugees	One for 500	3	2	There's a gap of 1 hygiene promoter.	
	Latrine Coverage	One latrine stance for 20 persons	74	26	There's a gap of 48 latrine stances.	
	Water Coverage	Min of 15 litres/person/day	15	20	No gap	

Note: *Health indicators are screened at the transit centres and therefore not repeated at the reception centre.*

Indicates that there's a gap *Indicates that there's no gap*

Uganda Country Refugee Response Plan (UCRRP)
Critical Indicator Tracking Matrix - **Lokung Collection Point**

As of *20/06/2025 - 26/06/2025*

New arrivals

6,401
Arrivals since Jan 2025

268
Arrivals in the last reporting week

Occupancy

136%
The center is operating over capacity, accomodating a population of
586 compared to its capacity of
430 individuals

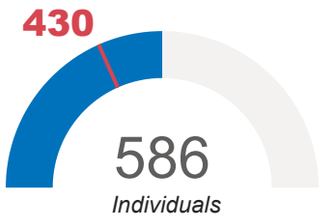

Daily new arrivals

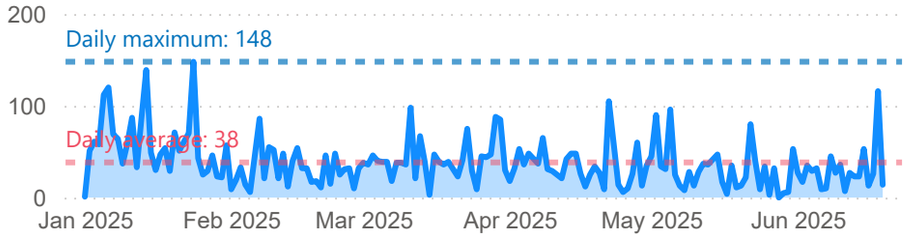

Sector	Indicator	Indicator Description / Standard	Target / Standard	Current status	What is being done - Comments	Status
Food	Food (Kilocalories/Person/Day)	2,100 kilo calories - The 2,100 kilocalories per person per day standard ensures basic energy and nutritional needs are met, typically provided through three balanced meals within the centres.	2,100	2,100	New arrivals at this reception centre are receiving 3 hot meals a day.	Green
Health	% Of Arrivals Medically Screened	100 per cent	100	100	All individuals screened prior to registration. No outbreak detected.	Green
	Crude Mortality Rate	1 death/10000/day	1	0	No death was reported during the week.	Green
	Measles Vaccine Coverage Rate	100 per cent	95	100	147 children were vaccinated against measles. There are adequate vaccines, vaccine supplies and commodities available.	Green
	Skilled Birth Attendance	100 per cent	100	0	No delivery was registered.	Green
	Under Five Mortality Rate	2 deaths/10000/day	2	0	No death was reported during the week.	Green
Nutrition	Global Acute Malnutrition	< 10%	10	18	GAM is 17.8% among children in the reception centre with 13 (9 moderate and 4 severe) malnourished children identified out of 78 children screened. 13% GAM among new arrivals out of 62 children screened on arrival.	Red
	Severe Acute Malnutrition Rate	< 2%	2	6	SAM is at 6.3% among children in the reception centre follwoing the bi-weekly nutrition screening. 1 SAM cases registered among new arrivals.	Red
Protection	% Of Persons Individually Registered	100 per cent of the new arrivals should be registered in ProGres V4	100	2	Registration activities are progressing smoothly, however, during the reporting period, focus shifted to other registration activities.	Red
Shelter	Accomodation Space	3.5 SQM/person (Has holding capacity of 430 individuals)	430	586	The transit centre is at 136% occupancy capacity.	Red
WASH	Bathing Facilities	One facility per 50 people	12	112	No gap	Green
	Health Promoters Per Refugees	One for 500	1	4	No gap	Green
	Latrine Coverage	One latrine stance for 20 persons	29	89	No gap	Green
	Water Coverage	Min of 15 litres/person/day	15	17	No gap	Green

Indicates that there's a gap *Indicates that there's no gap*

Uganda Country Refugee Response Plan (UCRRP)
Critical Indicator Tracking Matrix - **Bubukwanga Transit Centre**

As of *20/06/2025 - 26/06/2025*

New arrivals

2,251
Arrivals since Jan 2025

74
Arrivals in the last reporting week

Occupancy

41%
The center is operating within capacity, accomodating a population of
268 compared to its capacity of
650 individuals

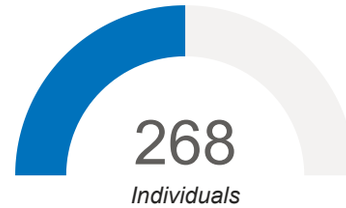

Daily new arrivals

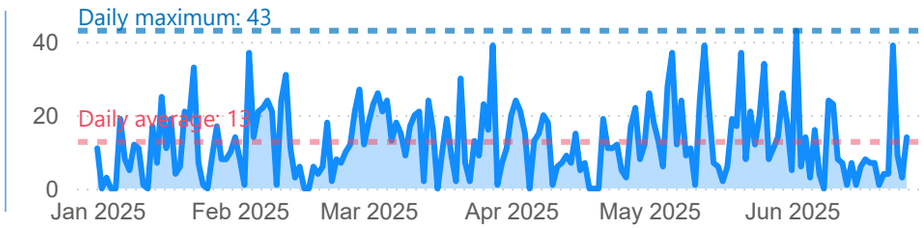

Sector	Indicator	Indicator Description / Standard	Target / Standard	Current status	What is being done - Comments	Status
Food	Food (Kilocalories/Person/Day)	2,100 kilo calories - The 2,100 kilocalories per person per day standard ensures basic energy and nutritional needs are met, typically provided through three balanced meals within the centres.	2,100	2,100	New arrivals at this reception centre are receiving 3 hot meals a day.	Green
Health	% Of Arrivals Medically Screened	100 per cent	100	100	All individuals screened prior to registration. No outbreak detected.	Green
	Crude Mortality Rate	1 death/10000/day	1	0	No death was reported during the week.	Green
	Measles Vaccine Coverage Rate	100 per cent	95	100	21 children were vaccinated against measles. There are adequate vaccines, vaccine supplies and commodities available.	Green
	Skilled Birth Attendance	100 per cent	100	0	No delivery was conducted during the week.	Green
	Under Five Mortality Rate	2 deaths/10000/day	2	0	No death was reported during the week.	Green
Nutrition	Global Acute Malnutrition	< 10%	10	8	GAM is 8.1% among children in the reception centre with 5 (3 moderate and 2 severe) malnourished children identified out of 62 children screened. No child was found to be moderately malnourished among the 17 children screened on arrival.	Green
	Severe Acute Malnutrition Rate	< 2%	2	3	SAM rate is at 3.2% among the children at the reception centre	Red
Protection	% Of Persons Individually Registered	100 per cent of the new arrivals should be registered in ProGres V4	100	29	Registration actvities are progressing smoothly.	Red
Shelter	Accomodation Space	3.5 SQM/person (Has holding capacity of 650 individuals)	650	268	The transit centre is within capacity.	Green
WASH	Bathing Facilities	One facility per 50 people	5	25	No gap	Green
	Health Promoters Per Refugees	One for 500	1	4	No gap	Green
	Latrine Coverage	One latrine stance for 20 persons	13	25	No gap	Green
	Water Coverage	Min of 15 litres/person/day	15	101	No gap	Green

Indicates that there's a gap *Indicates that there's no gap*

Indicator data: OPM, partners, UNHCR **Author:** UNHCR Representation in Uganda **Feedback:** ugakaimug@unhcr.org **For more info, please visit:** www.ugandarefugees.org

Uganda Country Refugee Response Plan (UCRRP)
Critical Indicator Tracking Matrix - **Kabazana Reception Centre**

As of *20/06/2025 - 26/06/2025*

New arrivals

52,501
Arrivals since Jan 2025

0
Arrivals in the last reporting week

Occupancy

122%
The center is operating over capacity, accomodating a population of
1,833 compared to its capacity of
1,500 individuals

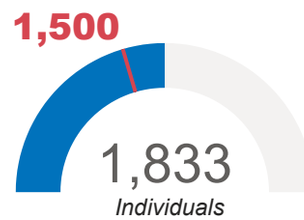

Daily new arrivals

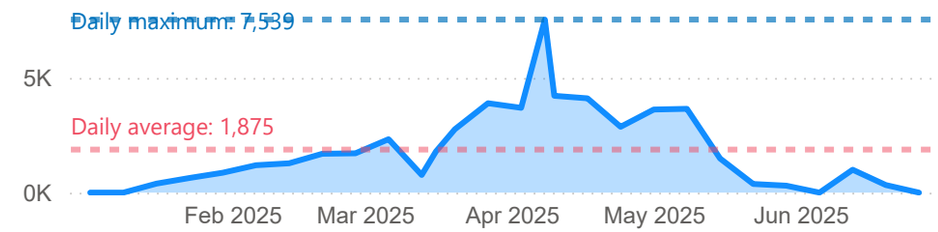

Sector	Indicator	Indicator Description / Standard	Target / Standard	Current status	What is being done - Comments	Status
Food	Food (Kilocalories/Person/Day)	2,100 kilo calories - The 2,100 kilocalories per person per day standard ensures basic energy and nutritional needs are met, typically provided through three balanced meals within the centres.	2,100	2,100	New arrivals at this reception centre are receiving 3 hot meals a day.	
Nutrition	Global Acute Malnutrition	< 10%	10	14	GAM is 14.2% among children in the reception centre with 63 (44 moderate and 19 severe) malnourished children identified out of 444 children screened.	
	Severe Acute Malnutrition Rate	< 2%	2	4	SAM is at 4.3% among children in the reception centre out of the 444 children screened.	
Protection	% Of Persons Individually Registered	100 per cent of the new arrivals should be registered in ProGres V4	100	100	Arrivals relocated to Kabazana have already been registered.	
Shelter	Accomodation Space	3.5 SQM/person (Has holding capacity of 1,500 individuals)	1,500	1,833	The transit centre is at 122% occupancy capacity.	
WASH	Bathing Facilities	One facility per 50 people	37	62	No gap	
	Health Promoters Per Refugees	One for 500	4	201	No gap	
	Latrine Coverage	One latrine stance for 20 persons	92	36	There's a gap of 56 latrine stances.	
	Water Coverage	Min of 15 litres/person/day	15	9	There's a gap of 10,998 litres of water.	

Note: *Health indicators are screened at the transit centres and therefore not repeated at the reception centre.*

Indicates that there's a gap *Indicates that there's no gap*

Uganda Country Refugee Response Plan (UCRRP)
Critical Indicator Tracking Matrix - **Kagoma Reception Centre**

As of *20/06/2025 - 26/06/2025*

New arrivals

3,847
Arrivals since Jan 2025

22
Arrivals in the last reporting week

Occupancy

39%
The center is operating within capacity, accomodating a population of
479 compared to its capacity of
1,230 individuals

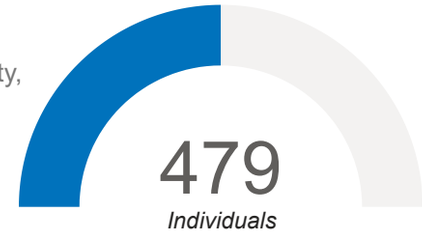

Daily new arrivals

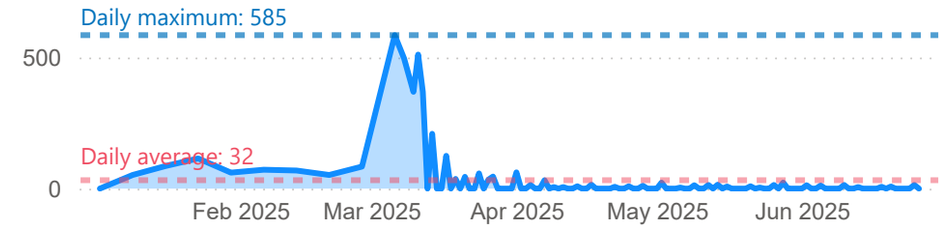

Sector	Indicator	Indicator Description / Standard	Target / Standard	Current status	What is being done - Comments	Status
Food	Food (Kilocalories/Person/Day)	2,100 kilo calories - The 2,100 kilocalories per person per day standard ensures basic energy and nutritional needs are met, typically provided through three balanced meals within the centres.	2,100	2,100	New arrivals at this reception centre are receiving 3 hot meals a day.	
Nutrition	Global Acute Malnutrition	< 10%	10	5	GAM is 4.7% among children in the recption centre with 2 moderately malnourished children identified out of 42 children screened. No malnourished child was registered among those screened on arrival in the reporting week.	
	Severe Acute Malnutrition Rate	< 2%	2	0	No SAM cases registered.	
Protection	% Of Persons Individually Registered	100 per cent of the new arrivals should be registered in ProGres V4	100	2	Registration of arrivals resumed in this reporting week and it's slowly gaining momentum.	
Shelter	Accomodation Space	3.5 SQM/person (Has holding capacity of 1,230 individuals)	1,230	479	The transit centre is within capacity.	
WASH	Bathing Facilities	One facility per 50 people	10	29	No gap	
	Health Promoters Per Refugees	One for 500	1	4	No gap	
	Latrine Coverage	One latrine stance for 20 persons	24	54	No gap	
	Water Coverage	Min of 15 litres/person/day	15	84	No gap	

Note: *Health indicators are screened at the transit centres and therefore not repeated at the reception centre.*

Indicates that there's a gap *Indicates that there's no gap*