UNHCR Representation in South Sudan
Population Overview of Refugee and Asylum-seeker
(As of 30-June-2025)

Key Figures:

585,472
Total Individuals

153,278
Total Households

401,874
Total Enrollment (5 years above)

As of the end of June 2025, South Sudan hosts 585,472 refugees and asylum-seekers across 153,278 households, settled in 29 locations nationwide. This includes 580,931 registered refugees and 4,541 asylum-seekers. The vast majority—95% (552,694 individuals)—are Sudanese refugees, followed by 14,422 (2%) from the Democratic Republic of Congo, 6,148 from Ethiopia, 3,632 from Eritrea, 2,848 from Central African Republic, and (0.2%) from other nationalities. In response to the ongoing conflict in Sudan, the Government of South Sudan continues to grant prima facie refugee status to those fleeing the country. Among refugees, 22% are women, and 77% are women and children combined.
The asylum-seeker population is smaller and has a distinct demographic profile. Eritreans with (37%) while Ethiopians with (34%) form the largest groups, followed by Ugandans , Burundians, and Congolese.
The latest data is available on the South Sudan emergency response portal.

State / Adminstrative Area	Total Ind.	Percentage	Refugee	Asylum-seeker
Upper Nile	284,444	49%	284,127	317
Ruweng Admin Area	136,752	24%	136,745	7
Central Equatoria	39,405	6%	35,747	3,658
Northern Bahr El Ghazal	24,982	4%	24,529	453
Western Equatoria	18,450	3%	18,349	101
Western Bahr El Ghazal	16,347	2%	16,342	5
Jonglei	2,010	0%	2,010	0
Warrap	1,278	0%	1,278	0
Other Locations	61,804	0%	61,804	0
Grand Total	**585,472**	**100%**	**580,931**	**4,541**

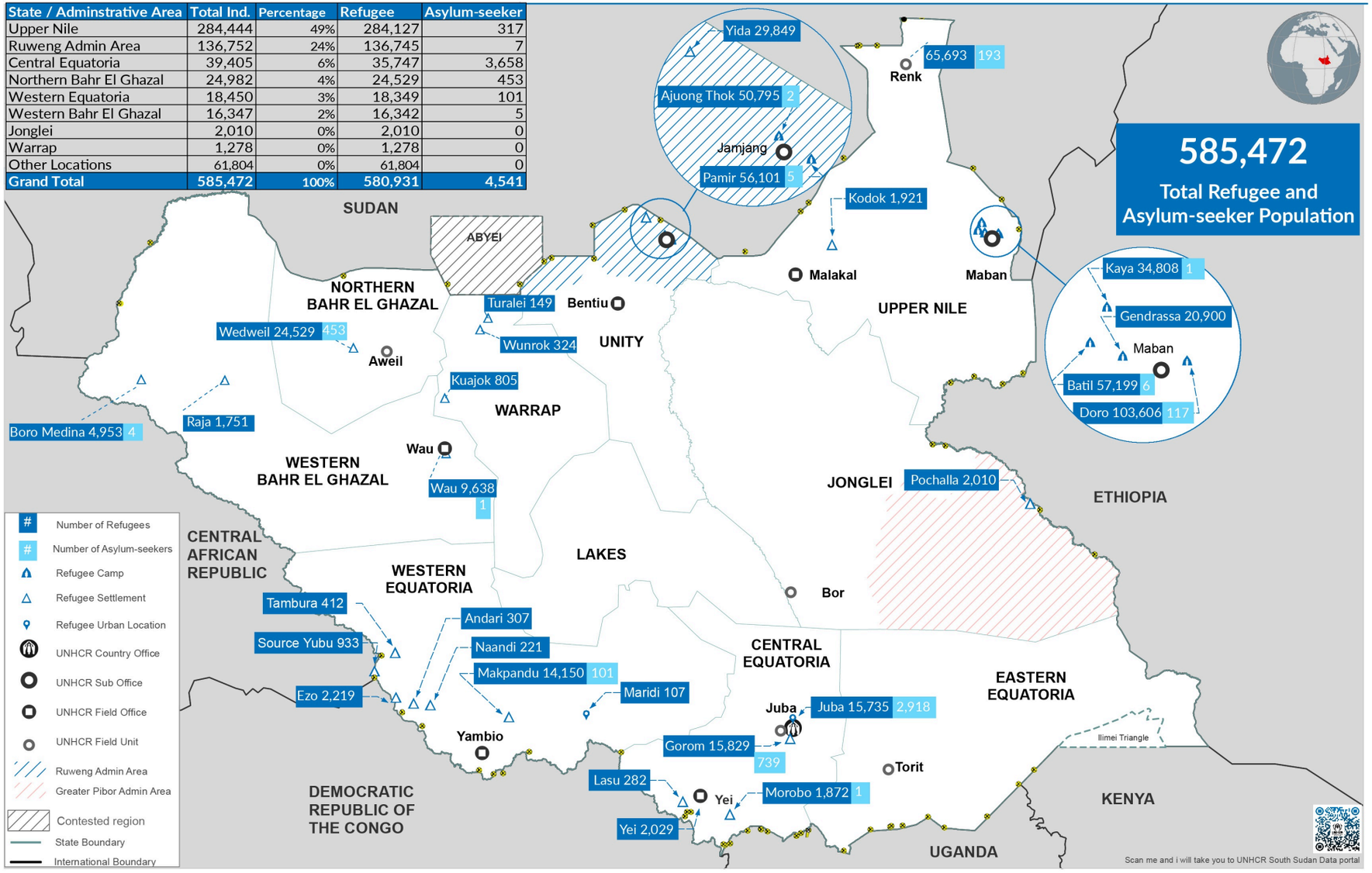

UNHCR Representation in South Sudan
Population Overview of Refugee and Asylum-seeker
(As of 30-June-2025)

Population Demographics

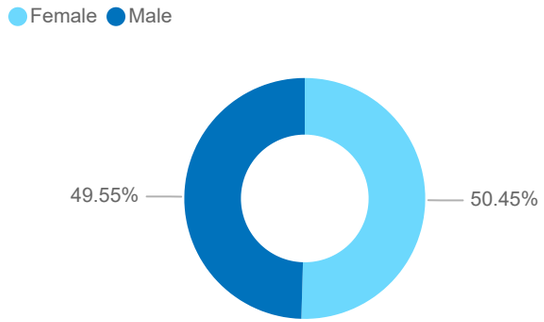

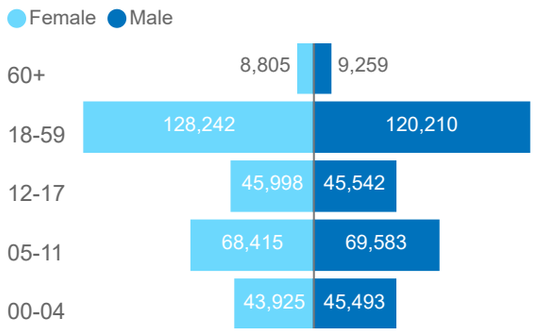

New Registration Trend in the Last Six months

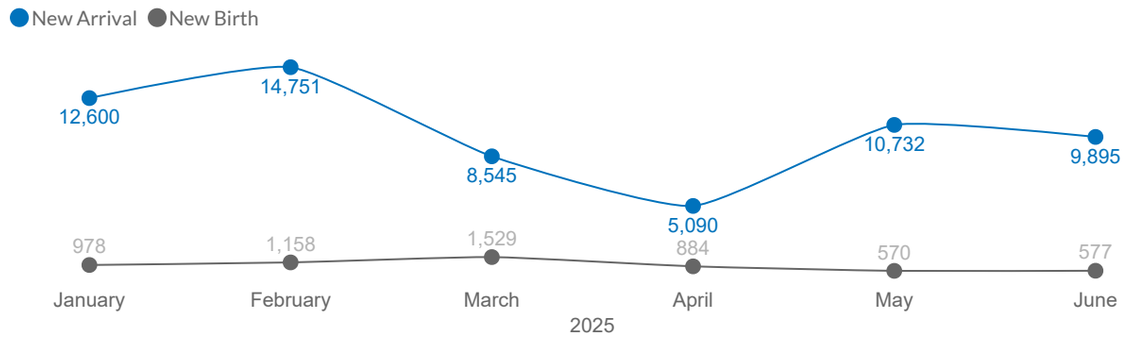

Top (15) Refugees per Location

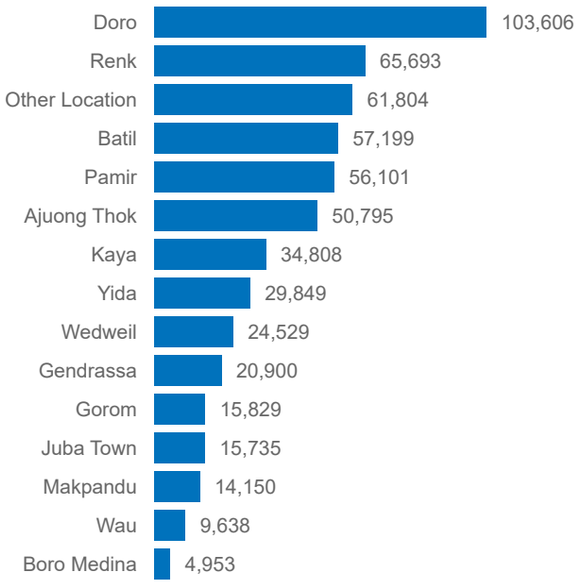

Asylum-seekers per Location

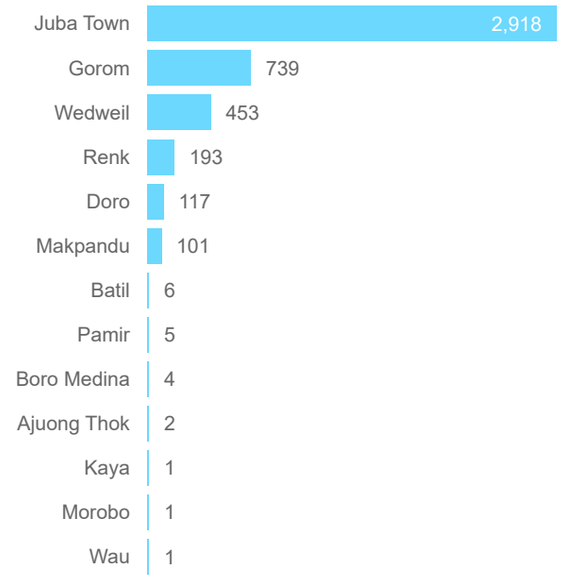

Top (7) Refugees by Country of Origin

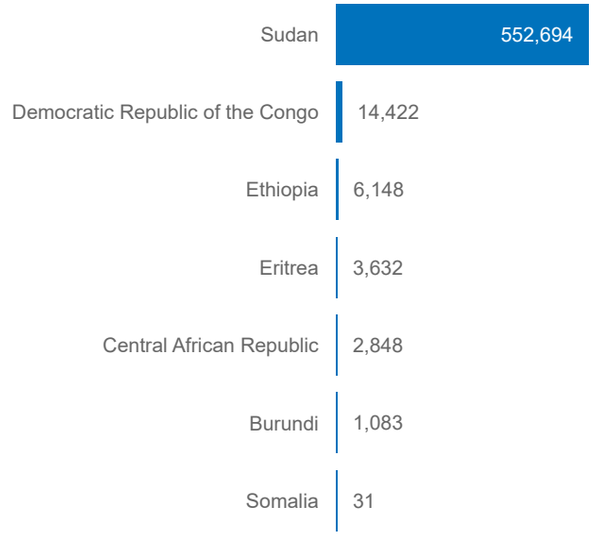

Top (7) Asylum-seekers by Country of Origin

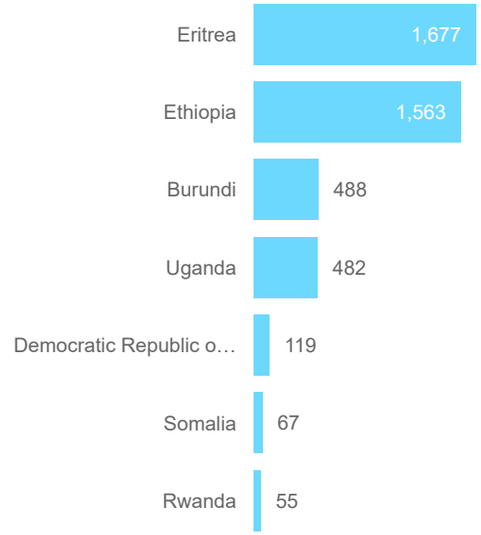

Socio-economic background

Based on the 585,472 refugees and asylum-seekers registered, women outnumber men, most holding secondary education yet struggling to find work beyond subsistent farming and field labor. Young adults stand as the majority, grappling with the challenges of unemployment and single parenthood.

Top (10) Professional Skills

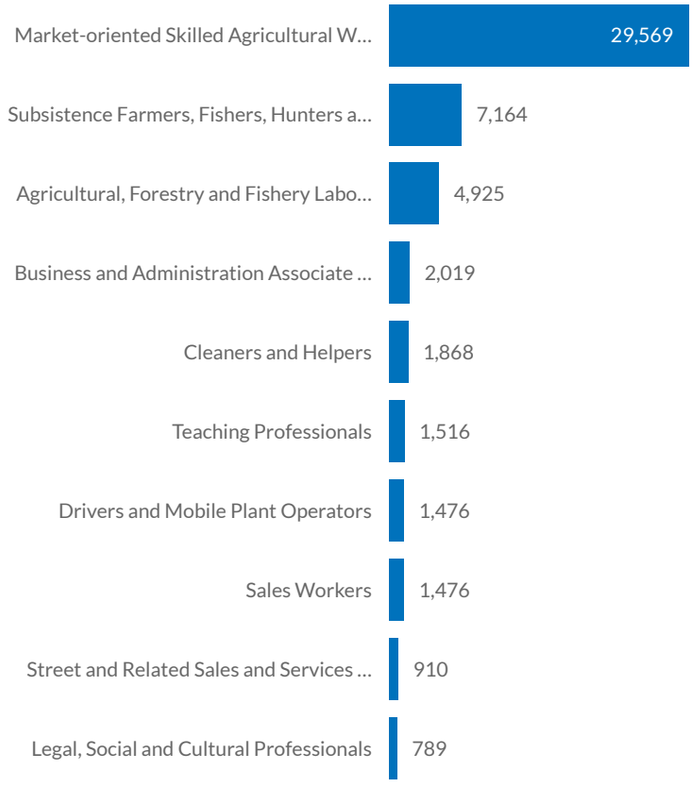

Education Level

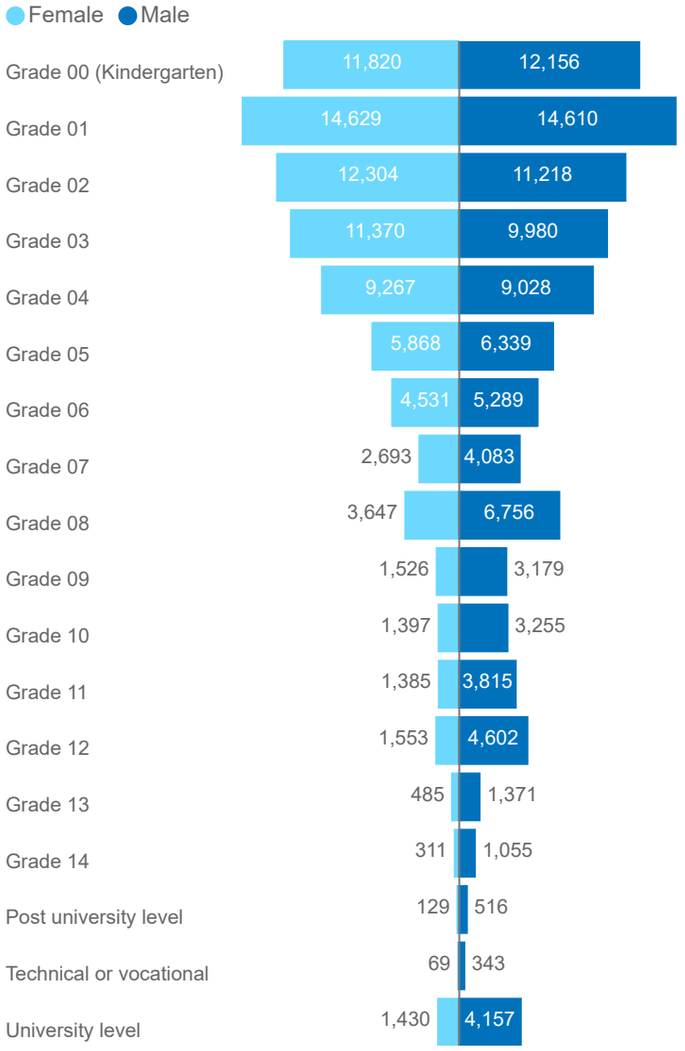

Specific Need by Age and Gender Breakdown

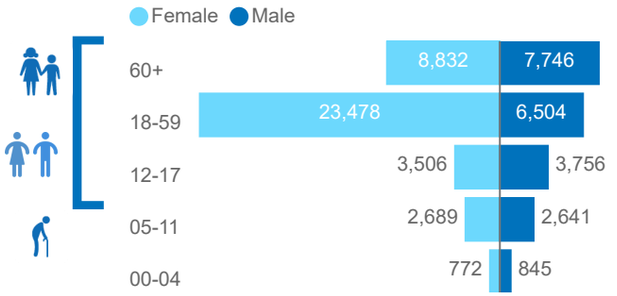

Marital Status

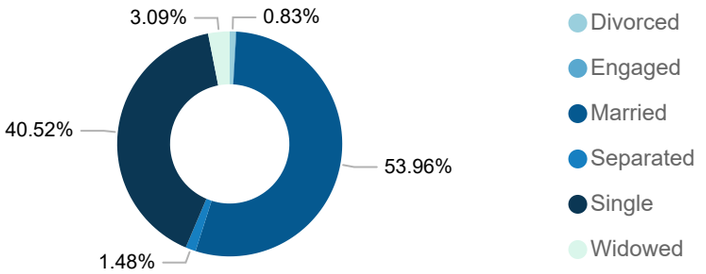
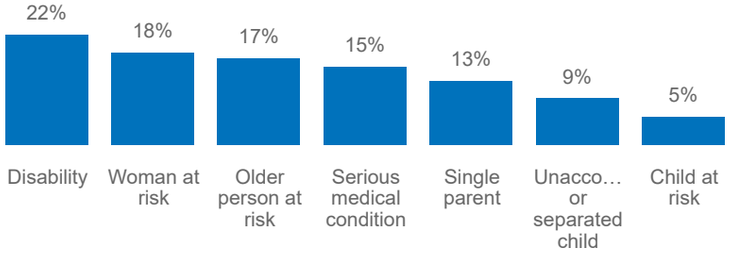
Top (7) Specific Needs