



191,956

Syrians estimated to have crossed from or via Lebanon into Syria since 8 December 2024.



120,503

Syrian individuals inactivated in 2025 from UNHCR's records in Lebanon.



108,032

Estimated new arrivals of Syrians since 8 December 2024.

Refugee returns

Since 8 December 2024, UNHCR estimates some **628,029** Syrians¹¹ have crossed back to Syria via neighbouring countries, including **191,956**² via or from Lebanon - half of whom were transiting or temporarily returning. Returns occur through both official and unofficial border crossings, making tracking difficult. Exact figures are pending registration, with UNHCR and the Government of Lebanon set to provide data once organized voluntary return programmes begin, including tracking of demographics, return areas and cross-border verification.

Movements trends

During June, the trend of total entry and exit movements (not just return movements) of Syrians at official land crossing points shows a 20% increase compared to May reaching around 33,000 per week with exits slightly surpassing entries during the month. This is likely as a result of increased movements over Eid al-Adha. An upward trend in exits is expected during the summer particularly after the school term ends and as organized return programmes roll out.

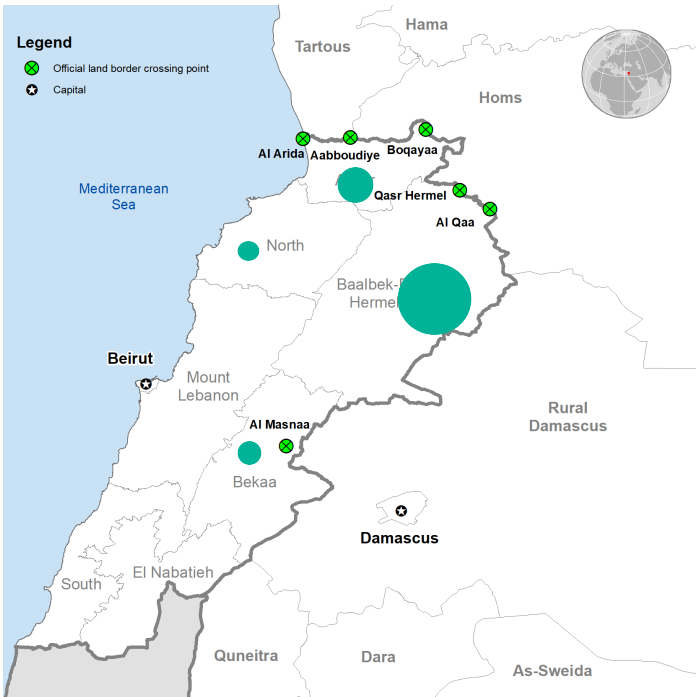
Inactivations due to verified or presumed returns of Syrian refugees registered in Lebanon

So far in 2025, **120,503** individuals³ have been inactivated from UNHCR's registration records in Lebanon due to verified return or presumed return, including 70,445 individuals who fled during the escalation of hostilities in Lebanon in 2024 and who remained in Syria. The remaining individuals are those with whom contact has been lost and are therefore presumed to have returned or those who returned post 8 December 2024.

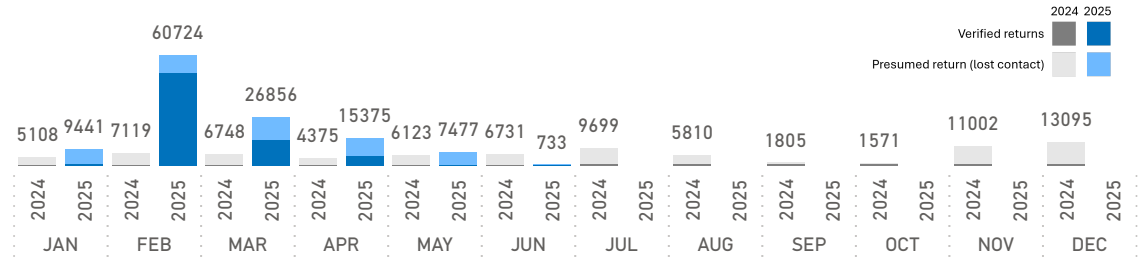
New arrivals

New arrivals of 108,032 Syrians have been monitored since 8 December 2024 including 67,167 still residing in Bekaa & Baalbek-El Hermel and 29,430 still residing in Akkar & North since March 2025. In addition, some 11,435 new arrivals are reported in other areas, including due to onward internal movements from place of first arrival in Lebanon. Numbers per region will continue to fluctuate due to a fluid movement environment in Lebanon, as identification is still ongoing of those who are in Beirut, the South and other areas beyond.

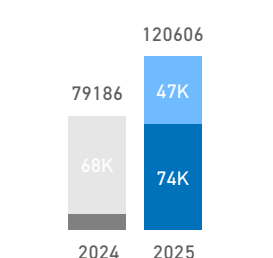
Illustrative map* of new arrivals by governorate



Return inactivations of Syrian refugees in UNHCR records in Lebanon | 2024 vs 2025



2024 vs 2025 to date



For further information, please contact Juliette Stevenson stevenson@unhcr.org

¹ [Regional Flash Update #33](#) | ² UNHCR in Syria | ³ UNHCR in Lebanon

* The boundaries and names shown and the designations used on any map do not imply official endorsement or acceptance by the United Nations.