SPAIN Weekly snapshot - Week 30 (21 - 27 Jul 2025)

The charts below are based on figures from the Ministry of Interior and UNHCR estimates. All figures are provisional and subject to change

Refugees & migrants: sea and land arrivals in week 30[1]

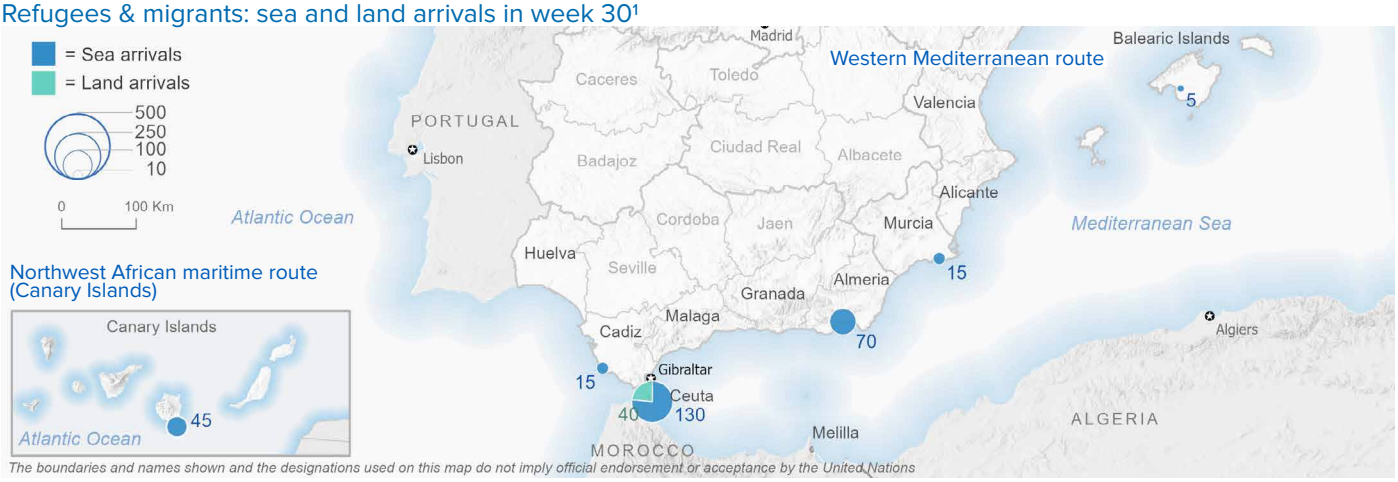

The boundaries and names shown and the designations used on this map do not imply official endorsement or acceptance by the United Nations

Arrivals in Spain

19,897 Arrivals as of 27 Jul 2025[2]

-31% Dif. 2024

19,453 Sea Arrivals[2]
Dif. 2024: -32%

444 Land Arrivals[2]
Dif. 2024: +75%

319 Arrivals Week 30[1]
Dif. last week: +0.3%
Dif. 2024: -66%

Western Mediterranean

8,358 Arrivals as of 27 Jul 2025[2]

+11% Dif. 2024

7,914 Sea Arrivals[2]
Dif. 2024: +9%

444 Land Arrivals[2]
Dif. 2024: +75%

272 Arrivals Week 30[1]
Dif. last week: -14%
Dif. 2024: -39%

Northwest African maritime (Canary Islands)

11,539 Arrivals as of 27 Jul 2025[2]

-46% Dif. 2024

11,539 Sea Arrivals[2]
Dif. 2024: -46%

47 Arrivals Week 30[1]
Dif. last week: -
Dif. 2024: -91%

Arrivals in Spain during the last five weeks[1]

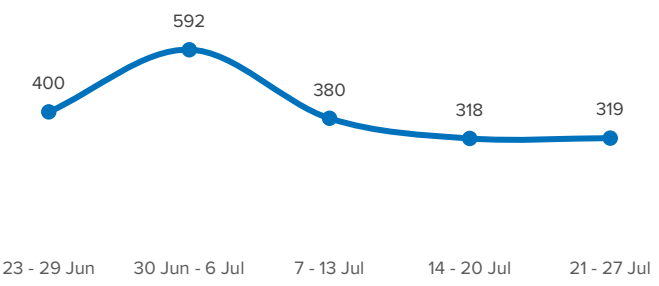

Arrivals in Spain by route during the last six months[2]

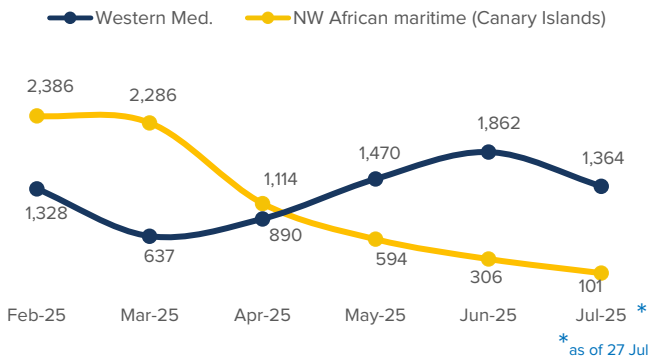

Arrivals in Spain per month[2]

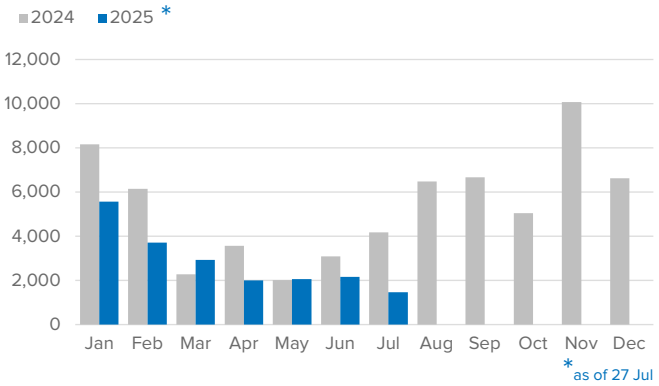

Arrivals in Spain per year[2]

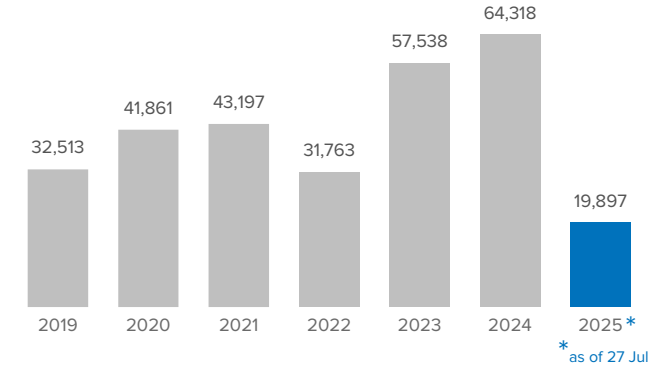

UNHCR / 30 Jul 2025
Source: UNHCR Spain data portal
[1]Based on UNHCR estimates.
[2]Based on figures from the Spanish Ministry of Interior and UNHCR estimates.